


Edgeboard Connectors, Dual Readout, 0.100" (2.54 mm) C-C, Standard and Right Angle Terminals



ELECTRICAL SPECIFICATIONS

Current Rating: 3 A

Test Voltage Between Contacts:

At sea level: 650 V_{RMS}

At 70 000 feet (21 336 meters): 275 V_{RMS}

Insulation Resistance: 5000 MΩ minimum at 500 V_{DC} potential

Contact Resistance: 30 mV maximum at rated current (with gold plating)

Operating Temperature: - 65 °C to + 125 °C

Humidity: 96 h at 90 % relative humidity at + 40 °C, dried at room temperature for 3 h minimum, insulation resistance was greater than 5000 MΩ

Durability: After 500 cycles of insertion and withdrawal of a 0.070" (1.78 mm) thick steel test board, contact resistance less than 0.030 V at 3 A on gold plated contacts and individual contact pair separation force when measured with a 0.054" (1.37 mm) thick steel test blade was greater than ½ oz.

Shock: Three 50G shocks in each of 3 mutually perpendicular planes with no loss of continuity

Vibration: 2 h in each of 3 mutually perpendicular planes, frequency sweep 10 cps to 55 cps at 0.06 double amplitude with no loss of continuity

FEATURES

- Grid Patterns: 0.100" C-C x 0.150" (2.54 mm x 3.81 mm) and 0.100" C-C x 0.200" (2.54 mm x 5.08 mm)
- Standard and right angle terminals
- Greater design latitude:
4 body materials: Diallyl phthalate, phenolic, glass-filled polyester and glass-filled polyphenylene sulfied
7 contact termination styles - 3 standard, 4 right angle
20 body sizes and 6 mounting styles
- Selective gold plating
- Accepts PC board thickness of 0.054" to 0.071" (1.37 mm to 1.80 mm)
- Polarization between contact positions in all sizes.
Between contact polarization permits polarizing without loss of contact position.
- **Recognized under the Component Program of Underwriters Laboratories, Inc. listed under file E65524, project 77CH3889**

APPLICATIONS

For use with 0.0625" (1.59 mm) printed circuit boards requiring an edgeboard type connector on 0.100" (2.54 mm) centers

MATERIAL SPECIFICATIONS

Body Material:

"1" glass-filled diallyl phthalate per MIL-M-14, Type SDG-F green, flame retardant (UL 94 V-0)

"2" glass-filled phenolic per MIL-M-14, Type MFH dark green, flame retardant (UL 94 V-0)

"3" thermoplastic polyester, glass-filled, black, flame retardant (UL 94 V-0)

"5" thermoplastic polyphenylene sulfied, glass filled, brown, flame retardant (UL 94 V-0)

Contacts: Phosphor bronze (See Ordering Information)

Polarizing Key: Glass reinforced nylon, flame retardant (UL 94H-B)

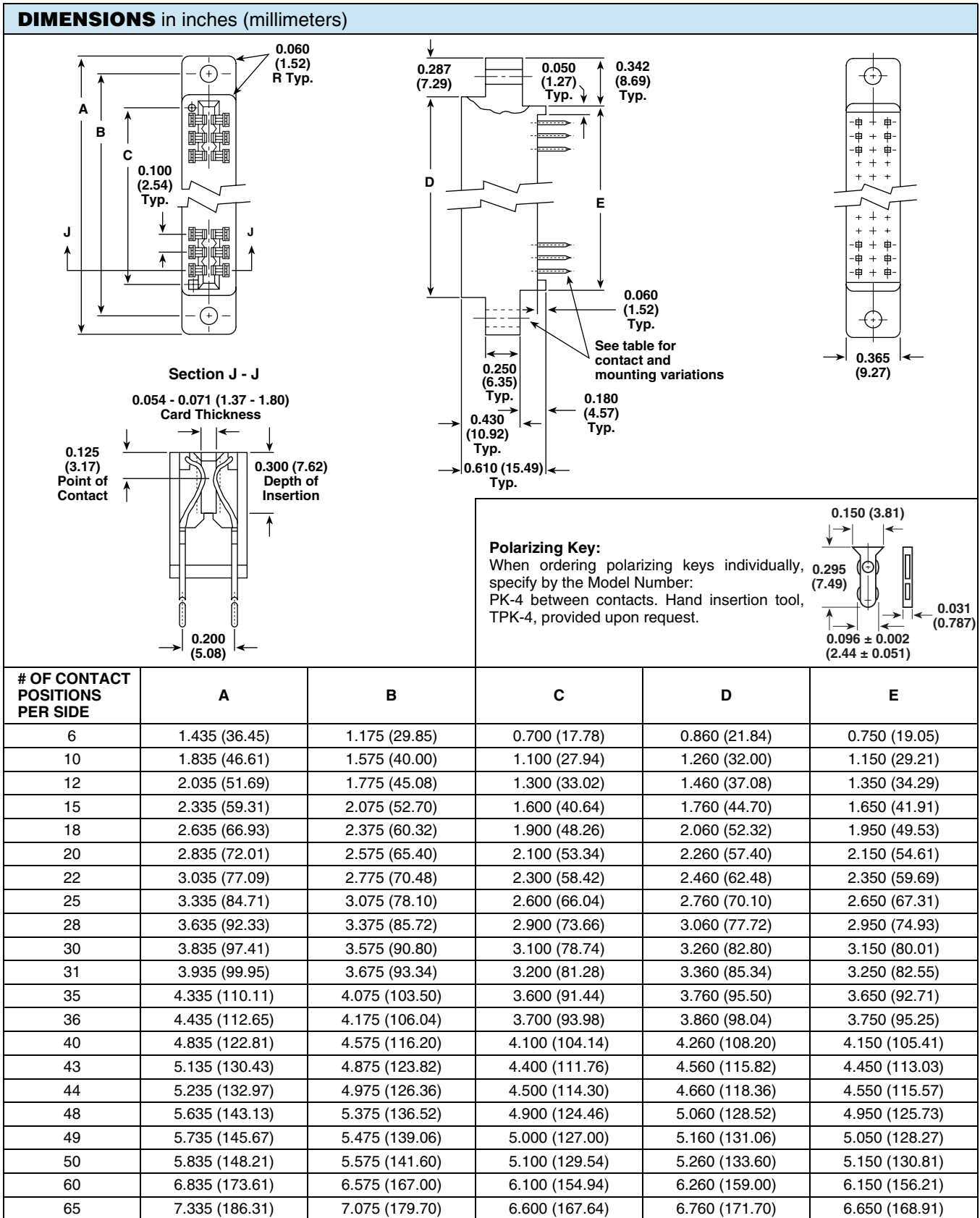
Plating: Gold (See Ordering Information)

ORDERING INFORMATION

EB4	3	K	20	SG	X	15
MODEL	BODY MATERIAL	STANDARD TERMINAL VARIATIONS	CONTACTS PER SIDE	CONTACT PLATING	MOUNTING VARIATIONS	POLARIZING KEY POSITIONS
	1 = Diallyl Phthalate	C, D, K,	6, 10, 12,	SG = Selective gold plating (0.00003" (0.000762 mm) minimum thick) on contact area with gold flash on terminal.		Key(s) are located to right of position(s) designated. Use odd-numbered contact for ordering: -1, -3, -5, etc. Required only when polarizing keys are to be factory installed. Note: To order polarizing keys individually, specify model PK-4.
	2 = Phenolic	1R, 2R,	15, 18, 20,	SGF = Selective gold plating (0.000010" (0.000254 mm) minimum thick) on contact area with gold flash on terminal.		
	3 = Glass-filled Polyester	3R, 4R	22, 25, 28,	All gold plating over 0.00005" (0.00127 mm) minimum nickel underplate.		
	5 = Glass-filled Polyphenylene Sulfied		30, 31, 35,	Contact factory for additional plating options.		
			36, 40, 43,			
			44, 48, 49,			
			50, 60,			
			and 65			

Edgeboard Connectors, Dual Readout, 0.100" (2.54 mm) C-C, Standard and Right Angle Terminals

Vishay Dale



PHYSICAL SPECIFICATIONS

Contact Type: Bifurcated cantilever beam

Number of Contacts: 10, 12, 15, 18, 20, 22, 25, 28, 30, 31, 35, 36, 40, 43, 44, 48, 49, 50, 60 and 65 per side

Contact Terminal Variation: Standard terminals

Type "C" - dip solder, 0.025" (0.635 mm) square terminals, 0.175" (4.44 mm) nominal terminal length below standoffs

Type "D" - dip solder, 0.025" (0.635 mm) square terminals, 0.115" (2.92 mm) nominal terminal length below standoffs

Type "K" - Wire Wrap™, 0.025" (0.635 mm) square terminals, 0.570" (14.48 mm) nominal terminal length below standoffs

Contact Terminal Variation: Right angle terminals

Type "1R" - dip solder, 0.025" (0.635 mm) square terminals, 0.120" (3.05 mm) nominal terminal length x 0.150" (3.81 mm) nominal terminal row spacing

Type "2R" - dip solder, 0.025" (0.635 mm) square terminals, 0.120" (3.05 mm) nominal terminal length x 0.200" (5.08 mm) nominal terminal row spacing

Type "3R" - dip solder, 0.025" (0.635 mm) square terminals, 0.180" (4.57 mm) nominal terminal length x 0.150" (3.81 mm) nominal terminal row spacing

Type "4R" - dip solder, 0.025" (0.635 mm) square terminals, 0.180" (4.57 mm) nominal terminal length x 0.200" (5.08 mm) nominal terminal row spacing

Contact Spacing: 0.100" (2.54 mm) center to center

Contact Terminal Row Spacing: Standard - 0.200" (5.08 mm) nominal. Right angle - 0.200" (5.08 mm) nominal and 0.150" (3.81 mm) nominal

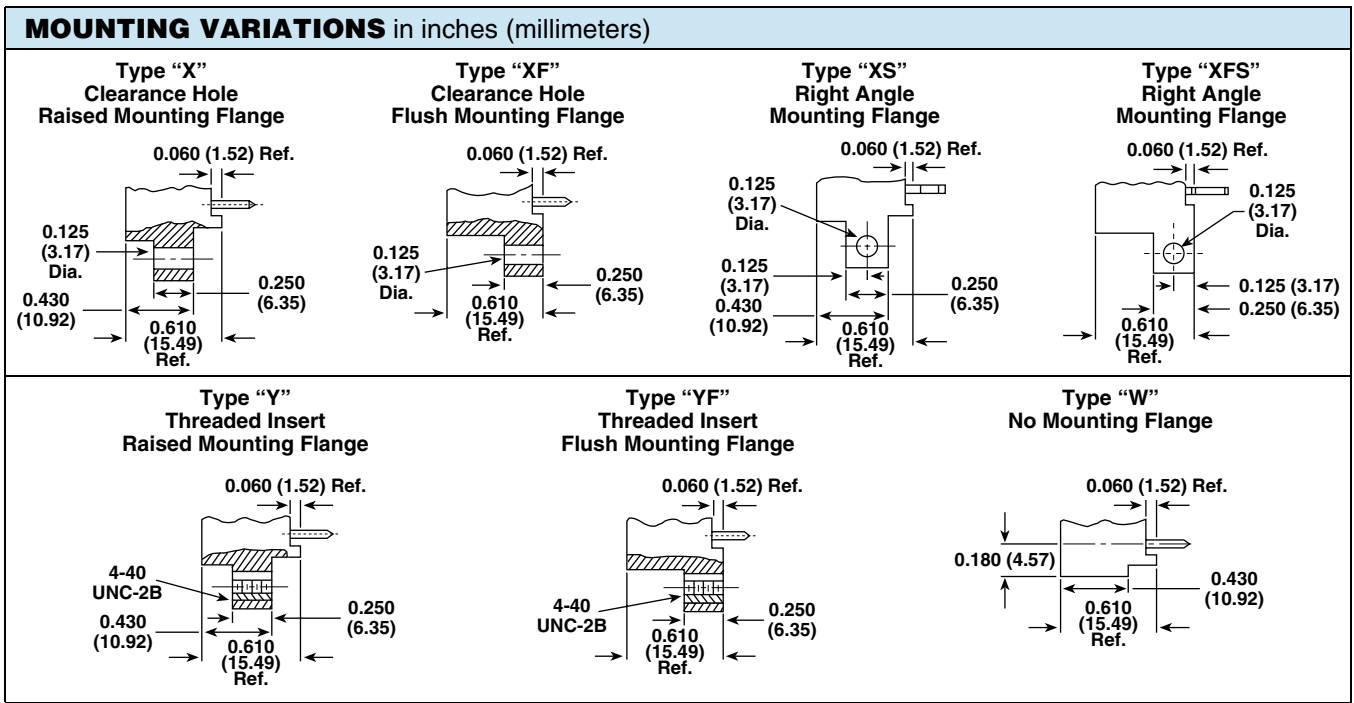
Card Thickness: 0.054" to 0.071" (1.37 mm to 1.80 mm)

Card Slot Depth: 0.300" (7.62 mm)

Connector Polarization: Between contact polarization key(s) are located to the right of the contact position(s) designated

Note

- High temperature burn-in, edgeboard connectors, with 0.100" (2.54 mm) center to center are on www.vishay.com/doc?36006



TERMINAL VARIATIONS in inches (millimeters)

TYPE	A	B
Type "C" and "D" Solder Dip, Standard 0.025 (0.635) Square Terminals		
Type "K" Wire Wrap™, Standard 0.025 (0.635) Square Terminals		
Type "1R", "2R", "3R" and "4R" Right Angle 0.025 (0.635) Square Terminals		
1R	0.150 (3.81)	0.120 ± 0.030 (3.05 ± 0.762)
2R	0.200 (5.08)	0.120 ± 0.030 (3.05 ± 0.762)
3R	0.150 (3.81)	0.180 ± 0.030 (4.57 ± 0.762)
4R	0.200 (5.08)	0.180 ± 0.030 (4.57 ± 0.762)

Additional dimensions for terminal variations:
 Type "C" and "D": 0.200 (5.08) center to center, To Fit 0.050 ± 0.002 (1.27 ± 0.051) Dia. Eyelet
 Type "C": 0.175 (4.44), Type "D": 0.115 (2.92)
 Type "K": 0.570 (14.48)
 Type "1R", "2R", "3R", "4R": 0.590 (14.99) total height, A and B are terminal lengths.



Disclaimer

ALL PRODUCT, PRODUCT SPECIFICATIONS AND DATA ARE SUBJECT TO CHANGE WITHOUT NOTICE TO IMPROVE RELIABILITY, FUNCTION OR DESIGN OR OTHERWISE.

Vishay Intertechnology, Inc., its affiliates, agents, and employees, and all persons acting on its or their behalf (collectively, "Vishay"), disclaim any and all liability for any errors, inaccuracies or incompleteness contained in any datasheet or in any other disclosure relating to any product.

Vishay makes no warranty, representation or guarantee regarding the suitability of the products for any particular purpose or the continuing production of any product. To the maximum extent permitted by applicable law, Vishay disclaims (i) any and all liability arising out of the application or use of any product, (ii) any and all liability, including without limitation special, consequential or incidental damages, and (iii) any and all implied warranties, including warranties of fitness for particular purpose, non-infringement and merchantability.

Statements regarding the suitability of products for certain types of applications are based on Vishay's knowledge of typical requirements that are often placed on Vishay products in generic applications. Such statements are not binding statements about the suitability of products for a particular application. It is the customer's responsibility to validate that a particular product with the properties described in the product specification is suitable for use in a particular application. Parameters provided in datasheets and/or specifications may vary in different applications and performance may vary over time. All operating parameters, including typical parameters, must be validated for each customer application by the customer's technical experts. Product specifications do not expand or otherwise modify Vishay's terms and conditions of purchase, including but not limited to the warranty expressed therein.

Except as expressly indicated in writing, Vishay products are not designed for use in medical, life-saving, or life-sustaining applications or for any other application in which the failure of the Vishay product could result in personal injury or death. Customers using or selling Vishay products not expressly indicated for use in such applications do so at their own risk. Please contact authorized Vishay personnel to obtain written terms and conditions regarding products designed for such applications.

No license, express or implied, by estoppel or otherwise, to any intellectual property rights is granted by this document or by any conduct of Vishay. Product names and markings noted herein may be trademarks of their respective owners.

Material Category Policy

Vishay Intertechnology, Inc. hereby certifies that all its products that are identified as RoHS-Compliant fulfill the definitions and restrictions defined under Directive 2011/65/EU of The European Parliament and of the Council of June 8, 2011 on the restriction of the use of certain hazardous substances in electrical and electronic equipment (EEE) - recast, unless otherwise specified as non-compliant.

Please note that some Vishay documentation may still make reference to RoHS Directive 2002/95/EC. We confirm that all the products identified as being compliant to Directive 2002/95/EC conform to Directive 2011/65/EU.

Vishay Intertechnology, Inc. hereby certifies that all its products that are identified as Halogen-Free follow Halogen-Free requirements as per JEDEC JS709A standards. Please note that some Vishay documentation may still make reference to the IEC 61249-2-21 definition. We confirm that all the products identified as being compliant to IEC 61249-2-21 conform to JEDEC JS709A standards.

Компания «Океан Электроники» предлагает заключение долгосрочных отношений при поставках импортных электронных компонентов на взаимовыгодных условиях!

Наши преимущества:

- Поставка оригинальных импортных электронных компонентов напрямую с производств Америки, Европы и Азии, а так же с крупнейших складов мира;
- Широкая линейка поставок активных и пассивных импортных электронных компонентов (более 30 млн. наименований);
- Поставка сложных, дефицитных, либо снятых с производства позиций;
- Оперативные сроки поставки под заказ (от 5 рабочих дней);
- Экспресс доставка в любую точку России;
- Помощь Конструкторского Отдела и консультации квалифицированных инженеров;
- Техническая поддержка проекта, помощь в подборе аналогов, поставка прототипов;
- Поставка электронных компонентов под контролем ВП;
- Система менеджмента качества сертифицирована по Международному стандарту ISO 9001;
- При необходимости вся продукция военного и аэрокосмического назначения проходит испытания и сертификацию в лаборатории (по согласованию с заказчиком);
- Поставка специализированных компонентов военного и аэрокосмического уровня качества (Xilinx, Altera, Analog Devices, Intersil, Interpoint, Microsemi, Actel, Aeroflex, Peregrine, VPT, Syfer, Eurofarad, Texas Instruments, MS Kennedy, Miteq, Cobham, E2V, MA-COM, Hittite, Mini-Circuits, General Dynamics и др.);

Компания «Океан Электроники» является официальным дистрибьютором и эксклюзивным представителем в России одного из крупнейших производителей разъемов военного и аэрокосмического назначения «JONHON», а так же официальным дистрибьютором и эксклюзивным представителем в России производителя высокотехнологичных и надежных решений для передачи СВЧ сигналов «FORSTAR».



JONHON

«JONHON» (основан в 1970 г.)

Разъемы специального, военного и аэрокосмического назначения:

(Применяются в военной, авиационной, аэрокосмической, морской, железнодорожной, горно- и нефтедобывающей отраслях промышленности)

«FORSTAR» (основан в 1998 г.)

ВЧ соединители, коаксиальные кабели, кабельные сборки и микроволновые компоненты:

(Применяются в телекоммуникациях гражданского и специального назначения, в средствах связи, РЛС, а так же военной, авиационной и аэрокосмической отраслях промышленности).



Телефон: 8 (812) 309-75-97 (многоканальный)

Факс: 8 (812) 320-03-32

Электронная почта: ocean@oceanchips.ru

Web: <http://oceanchips.ru/>

Адрес: 198099, г. Санкт-Петербург, ул. Калинина, д. 2, корп. 4, лит. А