

# ACTPAT184 ACTIVE GPS ANTENNA

## Functional Specification




---

Inventek Systems, LLC  
239 Littleton Road, Suite 4D  
Westford, Massachusetts 01886  
978-392-2202

© 2008 Inventek Systems, LLC  
239 Littleton Road, Suite 4D  
Westford, Massachusetts 01886  
978-392-2202  
978-692-3502 (Fax)

Visit us at <http://www.inventeksys.com/>



Inventek Systems, LLC, reserves the right to make changes to its products, specifications and other information at any time without notice. Inventek Systems assumes no liability or responsibility for any claims or damages arising out of the use of this document, or from the use of products based on this document, including, but not limited to claims or damages based on infringement of patents, copyrights or other intellectual property rights. Inventek Systems makes no warranties, either express or implied with respect to the information and specifications contained in this document. Performance characteristics listed in this document do not constitute a warranty or guarantee of product performance.

## Contents

|   |   |
|---|---|
| Contents .....                                  | 3 |
| Overview.....                                   | 4 |
| Mechanical .....                                | 5 |
| Thermal.....                                    | 5 |
| Power .....                                     | 5 |
| Patch Characteristics.....                      | 6 |
| Active Antenna and LNA Characteristics .....    | 6 |
| Far field amplitude excluding the LNA gain..... | 7 |
| Shipping .....                                  | 8 |
| Ordering Information .....                      | 8 |
| <br>  |   |
| Figure 1 Patch Dimension (mm) .....             | 5 |
| <br>  |   |
| Table 1 Mechanical.....                         | 5 |
| Table 2 Antenna Temperature .....               | 5 |
| Table 3 Power Requirements .....                | 5 |

## Overview

Inventek's GPS antenna, part number, ACTPAT184-01-IP is designed to work with a variety of GPS receivers. The active antenna is designed to snap directly onto the Inventek GPS modules ISM300F1 and ISM300F2 Family of GPS receivers.

The standard model is made from ceramic and comes with a LNA and mini coaxial 1.13mm cable with a U.FL RF connector that you can mount it directly on the board or attach to your GPS receiver. The active antenna can be used in a variety of applications including automotive with an impedance of 50 ohms.

The antenna, P/N ACTPAT184-01-IP lets you integrate low cost GPS functionality into your product quickly and easily. It's suitable for a wide range of applications, including the most compact:

- Hand-held personal positioning and navigation
- External PDAs, Pocket PCs and other hand-held computers
- Fleet management
- Asset tracking
- Automatic vehicle location

The ACTPAT184-01-IP provides world class performance suits it to navigating urban canyons, as well as wide-open spaces. Being lead-free, it complies with the European Union's RoHS (Restriction of Hazardous Substances) directive.

## Mechanical

Table 1 summarizes the dimensions of the Antenna.

| Parameter   | Value                         |
|-------------|-------------------------------|
| Rectangular | 18.6 x 18.6 mm                |
| Width       | 7.0 ± 0.2 mm including Shield |
| Color       | Black with silver shield      |
| Impedance   | 50 Ohms                       |
| Connector   | IPEX U.FL ( MHFI)             |

Table 1 Mechanical




Figure 1 Patch Dimension (mm)

## Thermal

| Name                        |                                 |
|-----------------------------|---------------------------------|
| Operation Temperature range | -40 to +85 °C                   |
| Storage temperature         | -40 to +90 °C                   |
| Humidity                    | 10 to 95% RH                    |
| Frequency Temp Coefficient  | 20 max ppm/ °C at -40 to -90 °C |

Table 2 Antenna Temperature

## Power

Table 3 summarizes the Antenna's power requirements.

| Parameter           | Value           |
|---------------------|-----------------|
| VCC                 | 2.7–5.4 V dc    |
| Continuous tracking | 10 mA @ 3 Volts |

Table 3 Power Requirements

You can reduce power consumption by turning on the antenna and only when needed to acquire a fix.

## Patch Characteristics

The Patch characteristics are measured with 70x70 mm ground plane in an anechoic chamber. Active antenna ESD test (working): >16kv (contact discharge with radome)

| Antenna                                     | Value               |
|---|---------------------|
| Patch Center Frequency                      | 1578.00 +/- 2.0 Mhz |
| Patch Bandwidth ( under -10 dB return loss) | 10 Mhz min          |
| Patch Gain at Zenith                        | + 2.5 dBic Typical  |
| Patch Gain at 10 degrees elevation          | -4.5 dBic min       |
| Polarization                                | R.H.C.P             |
| Axial Ratio                                 | 2.0 dB Typical      |

## Active Antenna and LNA Characteristics

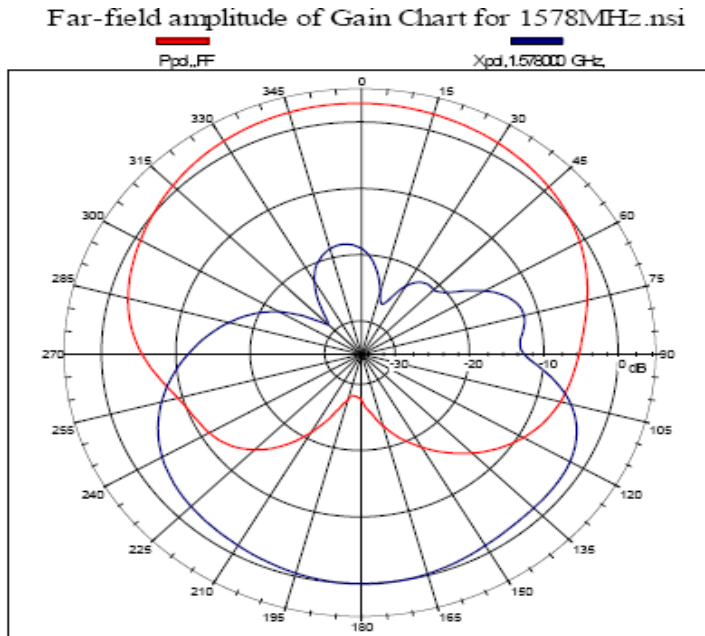
| LNA               | Value                         |
|-------------------|-------------------------------|
| Gain              | 26 to 35 dB ( @ 3volts 28 dB) |
| Noise figure      | 1.4 dB (@ 3 volts 1.35dB)     |
| Output VSWR       | DC= 1.5 max                   |
| *Center Frequency | 1575.42+/- 1.0 Mhz            |

\* Center Frequency may be offset based upon the surroundings. ACTPAT184 has been tuned and tested in free space with printed circuit board and shield as shown in Figure 1.

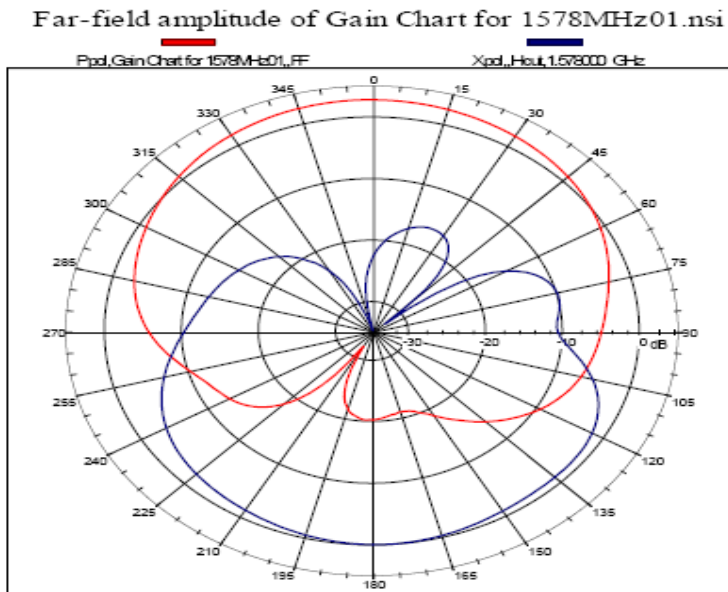
## Far field amplitude excluding the LNA gain

Here is an example of Radiation Pattern of the patch (0 and 90°) Far field amplitude excluding the LNA gain. The Patch characteristics are measured with 50x50 mm ground plane in an anechoic chamber. Active antenna ESD test (working): >16kv (contact discharge with radome)

### 0° degrees



### 90°



**Right hand circular polarized signal f0=1578MHz**

Figure 3 [Radiation Pattern \(Excluding LNA Gain\) \(90°\)](#)

## Shipping

- Each antenna is individually packaged in Plastic bags
- All bags are sealed, impulse sealer
- 20 units per tray
- All material and components are ROHS compliance

## Ordering Information

The Antenna is RoHS-compliant and you can custom configure the cable length, type and connector type. Min orders are required for custom builds. Please specify the corresponding part number when ordering.

Build a part number:

The following ordering configurations are available by order:

P/N: ACTPAT184-**XX**-**CT**

**(XX)** = Cable length 01: 63 mm , xx: Custom length in meters

**(CT)** = Connector Types

00 : No connector

IP: IPEX U.FL connector

HR: Hiroshi U.FI connector (non standard)

xx: Custom connector

Ordering Part number sequence example

Standard Parts:

| Part No.        | Antenna Type     | Connector Type      | Cable Length Inches | Cable Length (mm) |
|-----------------|------------------|---------------------|---------------------|-------------------|
| ACTPAT184-01-IP | 18.6 x18.6 x7 mm | *Iplex U.FL ( MHFI) | ~ 2.5               | 63 mm             |
| ACTPAT184-01-00 | 18.6 x18.6 x7 mm | None                | ~ 2.5               | 63 mm             |
| ACTPAT184-07-00 | 18.6 x18.6 x7 mm | None                | ~ 6.5               | 164mm             |
| ACTPAT184-07-1P | 18.6 x18.6 x7 mm | Iplex U.FL ( MHFI)  | ~ 6.5               | 164mm             |

\* Hirose U.FL compatible



# Mouser Electronics

Authorized Distributor

Click to View Pricing, Inventory, Delivery & Lifecycle Information:

[Inventek Systems:](#)

[ACTPAT184-01-IP](#)

Компания «Океан Электроники» предлагает заключение долгосрочных отношений при поставках импортных электронных компонентов на взаимовыгодных условиях!

Наши преимущества:

- Поставка оригинальных импортных электронных компонентов напрямую с производств Америки, Европы и Азии, а так же с крупнейших складов мира;
- Широкая линейка поставок активных и пассивных импортных электронных компонентов (более 30 млн. наименований);
- Поставка сложных, дефицитных, либо снятых с производства позиций;
- Оперативные сроки поставки под заказ (от 5 рабочих дней);
- Экспресс доставка в любую точку России;
- Помощь Конструкторского Отдела и консультации квалифицированных инженеров;
- Техническая поддержка проекта, помощь в подборе аналогов, поставка прототипов;
- Поставка электронных компонентов под контролем ВП;
- Система менеджмента качества сертифицирована по Международному стандарту ISO 9001;
- При необходимости вся продукция военного и аэрокосмического назначения проходит испытания и сертификацию в лаборатории (по согласованию с заказчиком);
- Поставка специализированных компонентов военного и аэрокосмического уровня качества (Xilinx, Altera, Analog Devices, Intersil, Interpoint, Microsemi, Actel, Aeroflex, Peregrine, VPT, Syfer, Eurofarad, Texas Instruments, MS Kennedy, Miteq, Cobham, E2V, MA-COM, Hittite, Mini-Circuits, General Dynamics и др.);

Компания «Океан Электроники» является официальным дистрибьютором и эксклюзивным представителем в России одного из крупнейших производителей разъемов военного и аэрокосмического назначения «**JONHON**», а так же официальным дистрибьютором и эксклюзивным представителем в России производителя высокотехнологичных и надежных решений для передачи СВЧ сигналов «**FORSTAR**».



## JONHON

«**JONHON**» (основан в 1970 г.)

Разъемы специального, военного и аэрокосмического назначения:

(Применяются в военной, авиационной, аэрокосмической, морской, железнодорожной, горно- и нефтедобывающей отраслях промышленности)

«**FORSTAR**» (основан в 1998 г.)

ВЧ соединители, коаксиальные кабели,  
кабельные сборки и микроволновые компоненты:

(Применяются в телекоммуникациях гражданского и специального назначения, в средствах связи, РЛС, а так же военной, авиационной и аэрокосмической отраслях промышленности).



Телефон: 8 (812) 309-75-97 (многоканальный)

Факс: 8 (812) 320-03-32

Электронная почта: [ocean@oceanchips.ru](mailto:ocean@oceanchips.ru)

Web: <http://oceanchips.ru/>

Адрес: 198099, г. Санкт-Петербург, ул. Калинина, д. 2, корп. 4, лит. А