

IEC Appliance Inlet C14 with Fuseholder 1- or 2-pole



Order required accessories separately



Snap-in version

Screw-on mounting



See below:  
[Approvals and Compliances](#)

**Description**

- Panel mount :  
 Screw-on version from front or rear side, snap-in version from front side
- 3 Functions :  
 Appliance Inlet Protection class I , Fuseholder for fuse-links 5 x 20 mm 1- or 2-pole , with or without voltage selector (step switch)
- V-Lock notch standard
- Meets the requirements of IEC 60335-1 for appliances in unattended use. This includes the enhanced requirements of glow wire tests acc. to IEC 60695-2-11 or -12 &-13.
- Quick connect terminals 4.8 x 0.8 mm

**Unique Selling Proposition**

- Very compact design
- Components internally wired
- Integrated voltage selector
- V-Lock cord retaining

**Characteristics**

- Available with or without internal connections
- Plug removal necessary for fuse-link replacement
- Suitable for use in equipment according to IEC/UL 62368-1

**Other versions on request**

- With solder terminals
- Fuse drawer with other voltage values
- For protection class II

**References**

Alternative: version with line filter [KFA](#)

**Weblinks**

[pdf data sheet](#), [html datasheet](#), [General Product Information](#), [Approvals](#), [Distributor-Stock-Check](#), [Accessories](#), [Detailed request for product](#), [Landing Page](#)

**Technical Data**

|                                   |   |                                   |  |
|-----------------------------------|---|-----------------------------------|--|
| Ratings IEC                       | 10A / 250VAC; 50Hz  | Appliance inlet/-outlet           | C14 / C18 acc. to IEC 60320-1, UL 498, CSA C22.2 no. 42 (for cold conditions) pin-temperature 70 °C, 10A, Protection Class I |
| Ratings UL/CSA                    | 10A / 250VAC; 60Hz  | Fuseholder                        | 1 or 2 pole, Shocksafe category PC2 acc. to IEC 60127-6, for fuse-links 5 x 20mm   |
| Dielectric Strength               | > 3 kVAC between L-N<br>> 4 kVAC between L/N-PE<br>(1 min/50Hz)             | Rated Power Acceptance @ Ta 23 °C | 5 x 20: 2W (1 pole)/ 1.6W (2-pole) per pole  |
| Allowable Operation Temperature   | -25 °C to 70 °C   | Power Acceptance @ Ta > 23°C      | Admissible power acceptance at higher ambient temperature see derating curves  |
| IP-Protection                     | from front side IP40 acc. to IEC 60529                                      | Voltage Selector                  | optional, step, 2-4 digits   |
| Protection against electric shock | Suitable for appliances with protection class I acc. to IEC 61140           |                                   |  |
| Terminal                          | Quick connect terminals 4.8 x 0.8 mm  |                                   |  |
| Panel Thickness S                 | Screw: max 8 mm<br>Mounting screw torque max 0.5Nm<br>Snap-in: 1.5/2/2.5 mm |                                   |  |
| Material: Housing                 | Thermoplastic, black, UL 94V-0  |                                   |  |

**Approvals and Compliances**




Detailed information on product approvals, code requirements, usage instructions and detailed test conditions can be looked up in [Details about Approvals](#)

SCHURTER products are designed for use in industrial environments. They have approvals from independent testing bodies according to national and international standards. Products with specific characteristics and requirements such as required in the automotive sector according to IATF 16949, medical technology according to ISO 13485 or in the aerospace industry can be offered exclusively with customer-specific, individual agreements by SCHURTER.

## Approvals





The approval mark is used by the testing authorities to certify compliance with the safety requirements placed on electronic products.

Approval Reference Type: KEA

| Approval Logo  | Certificates  | Certification Body | Description                              |
|--|---------------|--------------------|--|
|  | VDE Approvals | VDE                | Certificate Number: 40046508             |
|  | UL Approvals  | UL                 | UL File Number: E93617                   |
|  | CCC Approvals | CCC                | CCC Certificate Number: 2017180204004083 |




## Product standards

Product standards that are referenced

| Organization   | Design                | Standard         | Description   |
|--|-----------------------|------------------|---|
|  | Designed according to | IEC 60320-1      | Appliance couplers for household and similar general purposes         |
|  | Designed according to | IEC 60127-6      | Miniature fuses. Part 6. Fuse-holders for miniature fuse-links        |
|  | Designed according to | UL 498           | Standard for Attachment Plugs and Receptacles                         |
|  | Designed according to | CSA C22.2 no. 42 | General Use Receptacles, Attachment Plugs, and Similar Wiring Devices |








## Application standards

Application standards where the product can be used

| Organization   | Design                         | Standard       | Description  |
|--|--------------------------------|----------------|--|
|   | Designed for applications acc. | IEC/UL 62368-1 | IEC 62368-1 includes the basic requirements for safety of audio, video, information technology and office equipment.   |
|  | Designed for applications acc. | IEC 60601-1    | Medical electrical equipment - Part 1: General requirements for basic safety and essential performance   |
|  | Designed for applications acc. | IEC 60335-1    | Safety of electrical appliances for household and similar purposes. Meets the requirements for appliances in unattended use. This includes the enhanced requirements of glow wire tests acc. to IEC 60695-2-11 or -12 & -13. |

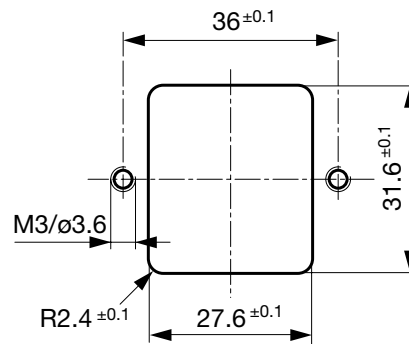
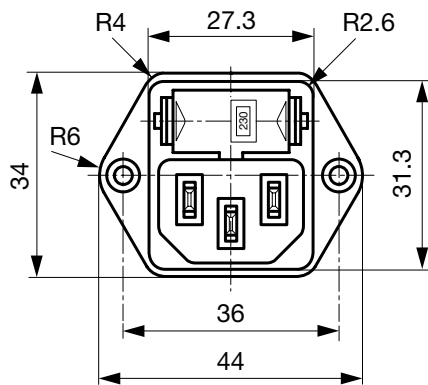
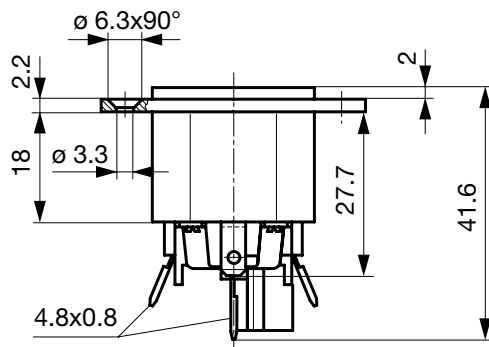
## Compliances

The product complies with following Guide Lines

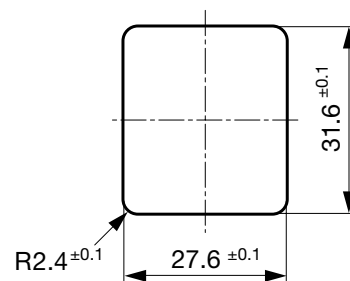
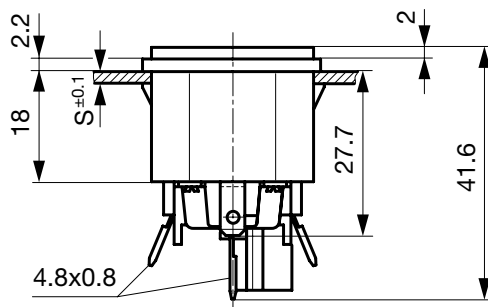
| Identification   | Details                      | Initiator   | Description  |
|--|------------------------------|-------------|--|
|  | CE declaration of conformity | SCHURTER AG | The CE marking declares that the product complies with the applicable requirements laid down in the harmonisation of Community legislation on its affixing in accordance with EU Regulation 765/2008.                        |
|  | RoHS                         | SCHURTER AG | Directive RoHS 2011/65/EU, Amendment (EU) 2015/863   |
|  | China RoHS                   | SCHURTER AG | The law SJ / T 11363-2006 (China RoHS) has been in force since 1 March 2007. It is similar to the EU directive RoHS.   |
|  | REACH                        | SCHURTER AG | On 1 June 2007, Regulation (EC) No 1907/2006 on the Registration, Evaluation, Authorization and Restriction of Chemicals 1 (abbreviated as "REACH") entered into force.  |
|  | Landing Page V-Lock          | SCHURTER AG | V-Lock system are based on a matching plug-dose combination. The connector is equipped with a notch intended for use with the latching cordset. The cord latching system prevents against accidental removal of the cordset. |
|  | White Paper Glow wire test   | SCHURTER AG | Meets the requirements of IEC 60335-1 for appliances in unattended use. This includes the enhanced requirements of glow wire tests acc. to IEC 60695-2-11 or -12 & -13.  |
|  | Medical Technology           | SCHURTER AG | Suitable for use in medical equipment according to IEC/UL 60601-1  |

**Dimensions [mm]**

Screw-on mounting type KEA

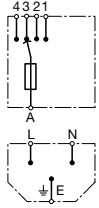


Snap-in mounting type KEA

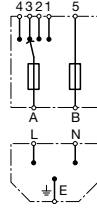


Diagrams

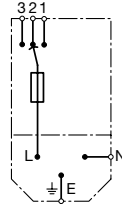
without conn.  
Voltage Selector  
4-positions, 1-pole



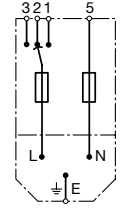
without conn.  
Voltage Selector  
4-positions, 2-pole



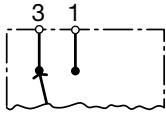
with internal connections  
Voltage Selector  
3-positions, 1-pole



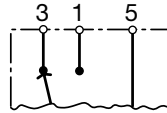
with internal connections  
Voltage Selector  
3-positions, 2-pole



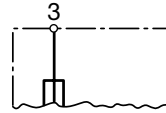
Voltage Selector  
2 pos.  
1-pole



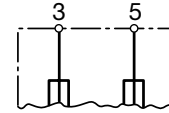
Voltage Selector  
2 pos.  
2-pole



without voltage selector  
1-pole



without voltage selector  
2-pole



Derating Curves

1-pole



2-pole



All Variants

| Type | Panel mounting | Panel Thickness s [mm] | Fuseholder | Voltage Selector | Internally wired | Order Number |
|------|----------------|------------------------|------------|------------------|------------------|--------------|
| KEA  | Snap-in        | 1.5                    | 1-pole     | -                | ●                | 4301.0522    |
| KEA  | Snap-in        | 1.5                    | 1-pole     | -                |                  | 4301.2022    |
| KEA  | Snap-in        | 2                      | 1-pole     | -                | ●                | 4301.0523    |
| KEA  | Snap-in        | 2                      | 1-pole     | -                |                  | 4301.2023    |
| KEA  | Snap-in        | 2.5                    | 1-pole     | -                | ●                | 4301.0524    |
| KEA  | Snap-in        | 2.5                    | 1-pole     | -                |                  | 4301.2024    |
| KEA  | Snap-in        | 1.5                    | 1-pole     | 2 pos.           |                  | 4301.2142    |
| KEA  | Snap-in        | 2                      | 1-pole     | 2 pos.           |                  | 4301.2143    |
| KEA  | Snap-in        | 1.5                    | 1-pole     | 3 pos.           | ●                | 4301.0022    |
| KEA  | Snap-in        | 2                      | 1-pole     | 3 pos.           | ●                | 4301.0023    |
| KEA  | Snap-in        | 2.5                    | 1-pole     | 3 pos.           | ●                | 4301.0024    |
| KEA  | Snap-in        | 1.5                    | 1-pole     | 3/4 digits       |                  | 4301.2062    |
| KEA  | Snap-in        | 2                      | 1-pole     | 3/4 digits       |                  | 4301.2063    |
| KEA  | Snap-in        | 2.5                    | 1-pole     | 3/4 digits       |                  | 4301.2064    |
| KEA  | Snap-in        | 1.5                    | 2-pole     | -                | ●                | 4301.0502    |
| KEA  | Snap-in        | 1.5                    | 2-pole     | -                |                  | 4301.2002    |
| KEA  | Snap-in        | 2                      | 2-pole     | -                | ●                | 4301.0503    |
| KEA  | Snap-in        | 2                      | 2-pole     | -                |                  | 4301.2003    |

| Type | Panel mounting | Panel Thickness<br>s [mm] | Fuseholder | Voltage Selector | Internally wired | Order Number |
|------|----------------|---------------------------|------------|------------------|------------------|--------------|
| KEA  | Snap-in        | 2.5                       | 2-pole     | -                | ●                | 4301.0504    |
| KEA  | Snap-in        | 2.5                       | 2-pole     | -                |                  | 4301.2004    |
| KEA  | Snap-in        | 1.5                       | 2-pole     | 2 pos.           |                  | 4301.2122    |
| KEA  | Snap-in        | 2                         | 2-pole     | 2 pos.           |                  | 4301.2123    |
| KEA  | Snap-in        | 2.5                       | 2-pole     | 2 pos.           |                  | 4301.2124    |
| KEA  | Snap-in        | 1.5                       | 2-pole     | 3 pos.           | ●                | 4301.0002    |
| KEA  | Snap-in        | 2                         | 2-pole     | 3 pos.           | ●                | 4301.0003    |
| KEA  | Snap-in        | 2.5                       | 2-pole     | 3 pos.           | ●                | 4301.0004    |
| KEA  | Snap-in        | 1.5                       | 2-pole     | 3/4 digits       |                  | 4301.2042    |
| KEA  | Snap-in        | 2                         | 2-pole     | 3/4 digits       |                  | 4301.2043    |
| KEA  | Snap-in        | 2.5                       | 2-pole     | 3/4 digits       |                  | 4301.2044    |
| KEA  | Screw          | -                         | 1-pole     | -                | ●                | 4301.0521    |
| KEA  | Screw          | -                         | 1-pole     | -                |                  | 4301.2021    |
| KEA  | Screw          | -                         | 1-pole     | 2 pos.           |                  | 4301.2141    |
| KEA  | Screw          | -                         | 1-pole     | 3 pos.           | ●                | 4301.0021    |
| KEA  | Screw          | -                         | 1-pole     | 3/4 digits       |                  | 4301.2061    |
| KEA  | Screw          | -                         | 2-pole     | -                | ●                | 4301.0501    |
| KEA  | Screw          | -                         | 2-pole     | -                |                  | 4301.2001    |
| KEA  | Screw          | -                         | 2-pole     | 2 pos.           |                  | 4301.2121    |
| KEA  | Screw          | -                         | 2-pole     | 3 pos.           | ●                | 4301.0001    |
| KEA  | Screw          | -                         | 2-pole     | 3/4 digits       |                  | 4301.2041    |

Most Popular.

Availability for all products can be searched real-time: <https://www.schurter.com/en/Stock-Check/Stock-Check-SCHURTER>

**Packaging unit** 50 Pcs

### Required Accessory

#### Description

**Fusedrawer 2**  
 Fusedrawer für Fuse Links 5x20 mm, with or without Voltage Selector Insert



|   |              |
|---|--------------|
| Fingergrip-Safe, 2-pole                             | 3-104-672    |
| Fingergrip, 2-pole, Voltage Selector, 110, 150, 220 | 4301.1014.01 |
| Fingergrip, 2-pole, Voltage Selector, 120, 240      | 4301.1014.02 |
| Fingergrip, 2-pole, Voltage Selector, 110, 220      | 4301.1014.03 |

...

Accessories



**Wire Harness**  
 Wire harness for SCHURTER products



**Assorted Covers**  
 Rear Cover

|  |           |
|--|-----------|
|  | 0859.0047 |
|--|-----------|



**Cord retaining kits**  
 Cord retaining strain relief

|                |           |
|----------------|-----------|
| Flat head, A   | 4700.0001 |
| Countersunk, B | 4700.0002 |

Mating Outlets/Connectors

Category / Description

[Appliance Outlet Overview complete](#)



|   |      |
|---|------|
| 4787, Mounting: Screw-on mounting, Appliance Outlet: IEC Solder terminals, 10 A, Suitable for appliances with protection class I                          | 4787 |
| 4788, Mounting: Snap-in version, Appliance Outlet: IEC Solder terminals or quick connect terminals, 10 A, Suitable for appliances with protection class I | 4788 |
| IEC Appliance Outlet F or H, Screw-on Mounting, Front Side, Solder, PCB or Quick-connect Terminal   | 5091 |

[Appliance Outlet further types to KEA](#)

[Connector Overview complete](#)



|   |         |
|---|---------|
| 4782 Mounting: Power Cord, 3 x 1 mm <sup>2</sup> / 3 x 18 AWG, Cable, Connector: IEC C13    | 4782    |
| 4785 Mounting: Power Cord, 3 x 1 mm <sup>2</sup> / 3 x 18 AWG, Cable, Connector: IEC C13    | 4785    |
| 4012 Mounting: Power Supply Cord, 3 x 1 mm <sup>2</sup> , Screw clamps, Connector: IEC C13  | 4012    |
| 4300-06 Mounting: Power Cord, 3 x 1 mm <sup>2</sup> / 3 x 18 AWG, Cable, Connector: IEC C13 | 4300-06 |
| 4781 Mounting: Power Cord, 3 x 1 mm <sup>2</sup> / 3 x 18 AWG, Cable, Connector: IEC C15    | 4781    |

[Connector further types to KEA](#)

...

Mating Outlets/Connectors shuttered



[Connector Overview complete](#)

|  |      |
|--|------|
| 4783 Mounting: Power Cord, 3 x 1 mm <sup>2</sup> / 3 x 18 AWG, Cable, Connector: IEC C13 | 4783 |
|--|------|

[Connector further types to KEA](#)



[Power Cord Overview complete](#)

VAC13KS, Overview, V-Lock cord retaining, diverse Connector IEC C13, diverse, black

[VAC13KS](#)

VAC17KS, V-Lock cord retaining, diverse m, Connector IEC C17, diverse, black / grey / white

[VAC17KS](#)

[Power Cord further types to KEA](#)

Компания «Океан Электроники» предлагает заключение долгосрочных отношений при поставках импортных электронных компонентов на взаимовыгодных условиях!

Наши преимущества:

- Поставка оригинальных импортных электронных компонентов напрямую с производств Америки, Европы и Азии, а так же с крупнейших складов мира;
- Широкая линейка поставок активных и пассивных импортных электронных компонентов (более 30 млн. наименований);
- Поставка сложных, дефицитных, либо снятых с производства позиций;
- Оперативные сроки поставки под заказ (от 5 рабочих дней);
- Экспресс доставка в любую точку России;
- Помощь Конструкторского Отдела и консультации квалифицированных инженеров;
- Техническая поддержка проекта, помощь в подборе аналогов, поставка прототипов;
- Поставка электронных компонентов под контролем ВП;
- Система менеджмента качества сертифицирована по Международному стандарту ISO 9001;
- При необходимости вся продукция военного и аэрокосмического назначения проходит испытания и сертификацию в лаборатории (по согласованию с заказчиком);
- Поставка специализированных компонентов военного и аэрокосмического уровня качества (Xilinx, Altera, Analog Devices, Intersil, Interpoint, Microsemi, Actel, Aeroflex, Peregrine, VPT, Syfer, Eurofarad, Texas Instruments, MS Kennedy, Miteq, Cobham, E2V, MA-COM, Hittite, Mini-Circuits, General Dynamics и др.);

Компания «Океан Электроники» является официальным дистрибьютором и эксклюзивным представителем в России одного из крупнейших производителей разъемов военного и аэрокосмического назначения «JONHON», а так же официальным дистрибьютором и эксклюзивным представителем в России производителя высокотехнологичных и надежных решений для передачи СВЧ сигналов «FORSTAR».



## JONHON

«JONHON» (основан в 1970 г.)

Разъемы специального, военного и аэрокосмического назначения:

(Применяются в военной, авиационной, аэрокосмической, морской, железнодорожной, горно- и нефтедобывающей отраслях промышленности)

«FORSTAR» (основан в 1998 г.)

ВЧ соединители, коаксиальные кабели, кабельные сборки и микроволновые компоненты:

(Применяются в телекоммуникациях гражданского и специального назначения, в средствах связи, РЛС, а так же военной, авиационной и аэрокосмической отраслях промышленности).



Телефон: 8 (812) 309-75-97 (многоканальный)

Факс: 8 (812) 320-03-32

Электронная почта: [ocean@oceanchips.ru](mailto:ocean@oceanchips.ru)

Web: <http://oceanchips.ru/>

Адрес: 198099, г. Санкт-Петербург, ул. Калинина, д. 2, корп. 4, лит. А