

SGV SERIES

UPGRADE

105°C Standard

- Load Life : 105°C 2000~5000 hours.
- AEC-Q200.
- High Temperature Reflow soldering is available. (JGV series)
(http://www.rubycon.co.jp/catalog/j_pdfs/aluminum/j_JGV.pdf)



RoHS compliance



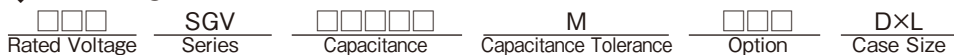
SPECIFICATIONS

| Items | Characteristics | | | | | | | | | | | | | | | | | | | | | | | | | | | | | | | | | | | | | | |
|--|---|--|--|---------------------|------|------|------|------|------|---------|-----|-----|---------|-----|-----|------------------|------|------|------|------|------|------|---|---|---|---|---|------------------|------|------|------|------|------|------|------|------|------|------|---|
| Category Temperature Range | -55~+105°C | -40~+105°C | -25~+105°C | | | | | | | | | | | | | | | | | | | | | | | | | | | | | | | | | | | | |
| Rated Voltage Range | 6.3~50Vdc | 63, 100Vdc | 160~450Vdc | | | | | | | | | | | | | | | | | | | | | | | | | | | | | | | | | | | | |
| Capacitance Tolerance | ±20% (20°C, 120Hz) | | | | | | | | | | | | | | | | | | | | | | | | | | | | | | | | | | | | | | |
| Leakage Current(MAX) | 6.3~100Vdc | | 160~450Vdc | | | | | | | | | | | | | | | | | | | | | | | | | | | | | | | | | | | | |
| | I=0.01CV or 3μA whichever is greater. (After 2 minutes application of rated voltage) | | I=0.04CV+100μA (1minute) I=0.02CV+25μA (5minutes) | | | | | | | | | | | | | | | | | | | | | | | | | | | | | | | | | | | | |
| | I=Leakage Current(μA) C=Capacitance(μF) V=Rated Voltage(Vdc) | | | | | | | | | | | | | | | | | | | | | | | | | | | | | | | | | | | | | | |
| Dissipation Factor(MAX) (tanδ) | <table border="1"> <tr> <th>Rated Voltage (Vdc)</th> <th>6.3</th> <th>10</th> <th>16</th> <th>25</th> <th>35</th> <th>50</th> <th>63</th> <th>100</th> <th>160~250</th> <th>400</th> <th>450</th> </tr> <tr> <td>φ4,φ5,φ6.3×6.1</td> <td>0.30</td> <td>0.24</td> <td>0.20</td> <td>0.16</td> <td>0.14</td> <td>0.12</td> <td>-</td> <td>-</td> <td>-</td> <td>-</td> <td>-</td> </tr> <tr> <td>φ6.3×8,φ8~φ18</td> <td>0.35</td> <td>0.26</td> <td>0.24</td> <td>0.18</td> <td>0.14</td> <td>0.12</td> <td>0.12</td> <td>0.10</td> <td>0.15</td> <td>0.20</td> <td>-</td> </tr> </table> | | | Rated Voltage (Vdc) | 6.3 | 10 | 16 | 25 | 35 | 50 | 63 | 100 | 160~250 | 400 | 450 | φ4,φ5,φ6.3×6.1 | 0.30 | 0.24 | 0.20 | 0.16 | 0.14 | 0.12 | - | - | - | - | - | φ6.3×8,φ8~φ18 | 0.35 | 0.26 | 0.24 | 0.18 | 0.14 | 0.12 | 0.12 | 0.10 | 0.15 | 0.20 | - |
| | Rated Voltage (Vdc) | 6.3 | 10 | 16 | 25 | 35 | 50 | 63 | 100 | 160~250 | 400 | 450 | | | | | | | | | | | | | | | | | | | | | | | | | | | |
| φ4,φ5,φ6.3×6.1 | 0.30 | 0.24 | 0.20 | 0.16 | 0.14 | 0.12 | - | - | - | - | - | | | | | | | | | | | | | | | | | | | | | | | | | | | | |
| φ6.3×8,φ8~φ18 | 0.35 | 0.26 | 0.24 | 0.18 | 0.14 | 0.12 | 0.12 | 0.10 | 0.15 | 0.20 | - | | | | | | | | | | | | | | | | | | | | | | | | | | | | |
| When rated capacitance is over 1000μF, tanδ shall be added 0.02 to the listed value with increase of every 1000μF. | | | | | | | | | | | | | | | | | | | | | | | | | | | | | | | | | | | | | | | |
| Endurance | After applying rated voltage with rated ripple current for specified time at 105°C, the capacitors shall meet the following requirements. | | | | | | | | | | | | | | | | | | | | | | | | | | | | | | | | | | | | | | |
| | Capacitance Change | Within ±25% of the initial value. | Rated Voltage (Vdc) | Life Time (hrs) | | | | | | | | | | | | | | | | | | | | | | | | | | | | | | | | | | | |
| | Dissipation Factor | Not more than 200% of the specified value. | 6.3~100 | 2000 | | | | | | | | | | | | | | | | | | | | | | | | | | | | | | | | | | | |
| | Leakage Current | Not more than the specified value. | 160~450 | 5000 | | | | | | | | | | | | | | | | | | | | | | | | | | | | | | | | | | | |
| Low Temperature Stability Impedance Ratio(MAX) | <table border="1"> <tr> <th>Rated Voltage (Vdc)</th> <th>6.3</th> <th>10</th> <th>16</th> <th>25</th> <th>35</th> <th>50</th> <th>63</th> <th>100</th> <th>160~250</th> <th>400</th> <th>450</th> </tr> <tr> <td>Z(-25°C)/Z(20°C)</td> <td>4</td> <td>3</td> <td>2</td> <td>2</td> <td>2</td> <td>2</td> <td>2</td> <td>2</td> <td>3</td> <td>6</td> <td>-</td> </tr> <tr> <td>Z(-40°C)/Z(20°C)</td> <td>8</td> <td>8</td> <td>4</td> <td>4</td> <td>3</td> <td>3</td> <td>5</td> <td>5</td> <td>-</td> <td>-</td> <td>-</td> </tr> </table> | | | Rated Voltage (Vdc) | 6.3 | 10 | 16 | 25 | 35 | 50 | 63 | 100 | 160~250 | 400 | 450 | Z(-25°C)/Z(20°C) | 4 | 3 | 2 | 2 | 2 | 2 | 2 | 2 | 3 | 6 | - | Z(-40°C)/Z(20°C) | 8 | 8 | 4 | 4 | 3 | 3 | 5 | 5 | - | - | - |
| | Rated Voltage (Vdc) | 6.3 | 10 | 16 | 25 | 35 | 50 | 63 | 100 | 160~250 | 400 | 450 | | | | | | | | | | | | | | | | | | | | | | | | | | | |
| Z(-25°C)/Z(20°C) | 4 | 3 | 2 | 2 | 2 | 2 | 2 | 2 | 3 | 6 | - | | | | | | | | | | | | | | | | | | | | | | | | | | | | |
| Z(-40°C)/Z(20°C) | 8 | 8 | 4 | 4 | 3 | 3 | 5 | 5 | - | - | - | | | | | | | | | | | | | | | | | | | | | | | | | | | | |
| | (120Hz) | | | | | | | | | | | | | | | | | | | | | | | | | | | | | | | | | | | | | | |

MULTIPLIER FOR RIPPLE CURRENT

| Frequency (Hz) | 60(50) | 120 | 500 | 1k | 10k≦ | |
|----------------|-------------|------|------|------|------|------|
| Coefficient | 0.47~1μF | 0.50 | 1.00 | 1.20 | 1.30 | 1.50 |
| | 2.2~6.8μF | 0.65 | 1.00 | 1.20 | 1.30 | 1.50 |
| | 10~68μF | 0.80 | 1.00 | 1.20 | 1.30 | 1.50 |
| | 100~1000μF | 0.80 | 1.00 | 1.10 | 1.15 | 1.20 |
| | 2200~6800μF | 0.80 | 1.00 | 1.05 | 1.10 | 1.15 |

PART NUMBER



DIMENSIONS

(mm)

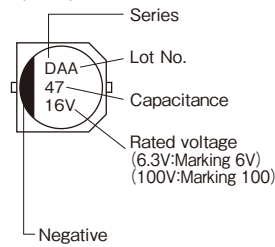
| φD | L | A1 | B1 | C | W1 | P | K | α |
|------|------|------|------|-----|---------|-----|---------|-----|
| 4 | 6.1 | 4.3 | 4.3 | 1.8 | 0.5~0.8 | 1.0 | 0.5 MAX | 0 |
| 5 | 6.1 | 5.3 | 5.3 | 2.2 | 0.5~0.8 | 1.3 | 0.5 MAX | 0 |
| 6.3 | 6.1 | 6.6 | 6.6 | 2.7 | 0.5~0.8 | 1.8 | 0.5 MAX | 0 |
| 6.3 | 8 | 6.6 | 6.6 | 2.7 | 0.5~0.8 | 1.8 | 0.5 MAX | 0 |
| 8 | 6.5 | 8.3 | 8.3 | 3.4 | 0.5~0.8 | 2.2 | 0.5 MAX | 0 |
| 8 | 10.5 | 8.3 | 8.3 | 2.9 | 0.8~1.1 | 3.1 | 0.5 MAX | ※1 |
| 10 | 10.5 | 10.3 | 10.3 | 3.2 | 0.8~1.1 | 4.5 | 0.5 MAX | ※1 |
| 12.5 | 13.5 | 13 | 13 | 4.9 | 0.8~1.1 | 4.5 | 0.7±0.4 | 0.5 |
| 12.5 | 16 | 13 | 13 | 4.9 | 0.8~1.1 | 4.5 | 0.7±0.4 | 0.5 |
| 16 | 16.5 | 17 | 17 | 6 | 1.0~1.6 | 6.8 | 0.7±0.4 | 0.5 |
| 16 | 21.5 | 17 | 17 | 6 | 1.0~1.6 | 6.8 | 0.7±0.4 | 0.5 |
| 18 | 16.5 | 19 | 19 | 7 | 1.0~1.6 | 6.8 | 0.7±0.4 | 0.5 |
| 18 | 21.5 | 19 | 19 | 7 | 1.0~1.6 | 6.8 | 0.7±0.4 | 0.5 |

※1: α dimensions

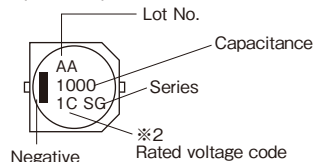
| Rated Voltage | α |
|---------------|-----|
| 6.3~100 | 0 |
| 160~400 | 0.2 |

MARKING

〈φ4~φ10〉



〈φ12.5~φ18〉



※2 Voltage code

| Rated Voltage (Vdc) | 6.3 | 10 | 16 | 25 | 35 | 50 | 63 | 100 | 160 | 200 | 250 | 400 | 450 |
|---------------------|-----|----|----|----|----|----|----|-----|-----|-----|-----|-----|-----|
| Rated Voltage code | 0J | 1A | 1C | 1E | 1V | 1H | 1J | 2A | 2C | 2D | 2E | 2G | 2W |

◆ STANDARD SIZE

 Size $\phi D \times L$ (mm), Rated Ripple Current (mA r.m.s./105°C, 120Hz)

| Vdc | Cap (μ F) | Size (ϕ DXL) | Ripple | Vdc | Cap (μ F) | Size (ϕ DXL) | Ripple | Vdc | Cap (μ F) | Size (ϕ DXL) | Ripple | |
|---------|----------------|--------------------|---------|---------|----------------|--------------------|---------|-----------|----------------|--------------------|-----------|---------|
| 6.3 | 22 | 4×6.1 | 26 | 35 | 4.7 | 4×6.1 | 15 | 160 | 12 | 8×10.5 | 115 | |
| | 33 | 4×6.1 | 29 | | 10 | 5×6.1 | 28 | | 22 | 10×10.5 | 150 | |
| | 47 | 5×6.1 | 46 | | 22 | 6.3×6.1 | 55 | | 39 | 12.5×13.5 | 250 | |
| | 100 | 6.3×6.1 | 71 | | 33 | 6.3×8 | 76 | | 47 | 12.5×16 | 310 | |
| | 220 | 6.3×8 | 121 | | | 8×6.5 | 84 | | 68 | 16×16.5 | 400 | |
| | 470 | 8×10.5 | 210 | | 100 | 8×10.5 | 180 | | 100 | 18×16.5 | 480 | |
| | 1000 | 10×10.5 | 495 | | | 10×10.5 | 305 | | 120 | 16×21.5 | 560 | |
| | | 12.5×13.5 | | | 220 | 10×10.5 | 450 | | 150 | 18×21.5 | 690 | |
| | 2200 | 12.5×16 | 750 | | | 12.5×13.5 | | | 330 | 12.5×16 | 460 | |
| | 3300 | 16×21.5 | 930 | | 470 | 16×16.5 | 490 | | 200 | 10 | 8×10.5 | 100 |
| 18×16.5 | | 1000 | | 16×21.5 | 750 | 15 | 10×10.5 | 130 | | | | |
| 4700 | 18×21.5 | | 1200 | 18×16.5 | | 1000 | 33 | 12.5×13.5 | 230 | | | |
| 6800 | 18×21.5 | 1350 | 18×16.5 | 18×16.5 | 750 | 42 | 12.5×16 | 270 | | | | |
| 10 | 33 | 5×6.1 | 43 | 50 | 0.47 | 4×6.1 | 4 | 250 | 6.8 | 8×10.5 | 85 | |
| | 100 | 6.3×6.1 | 71 | | 1 | 4×6.1 | 8 | | 12 | 10×10.5 | 115 | |
| | 330 | 8×10.5 | 195 | | 2.2 | 4×6.1 | 11 | | 22 | 12.5×13.5 | 190 | |
| | 470 | 8×10.5 | 210 | | 3.3 | 4×6.1 | 14 | | 33 | 12.5×16 | 240 | |
| | | 10×10.5 | 440 | | 4.7 | 5×6.1 | 19 | | 47 | 16×16.5 | 320 | |
| | 1000 | 12.5×16 | 500 | | 10 | 6.3×6.1 | 35 | | 56 | 18×16.5 | 400 | |
| | 2200 | 16×16.5 | 810 | | 22 | 6.3×8 | 67 | | 68 | 18×16.5 | 440 | |
| | 3300 | 16×21.5 | 1000 | | | 8×6.5 | 70 | | 100 | 16×21.5 | 500 | |
| | | 18×16.5 | | | 470 | 8×10.5 | 140 | | 120 | 18×21.5 | 620 | |
| | 4700 | 18×21.5 | 1200 | | | 8×10.5 | 167 | | 400 | 6.8 | 8×10.5 | 45 |
| 16 | 10 | 4×6.1 | 28 | 10×10.5 | 180 | 4.7 | 10×10.5 | 75 | | | | |
| | 22 | 5×6.1 | 39 | 100 | 8×10.5 | 230 | 10 | 12.5×13.5 | | 135 | | |
| | 47 | 6.3×6.1 | 70 | 220 | 10×10.5 | 315 | 12 | 12.5×16 | | 165 | | |
| | 100 | 6.3×8 | 111 | 330 | 12.5×16 | 380 | 18 | 16×16.5 | | 220 | | |
| | 220 | 8×10.5 | 185 | 470 | 16×16.5 | 470 | 22 | 18×16.5 | | 280 | | |
| | 330 | 8×10.5 | 290 | | 18×16.5 | 550 | 1000 | 33 | | 16×21.5 | 320 | |
| | | 10×10.5 | 440 | 18×21.5 | 820 | 47 | | 18×21.5 | | 400 | | |
| | 470 | 8×10.5 | 320 | 63 | 22 | 8×10.5 | 55 | 450 | | 6.8 | 12.5×13.5 | 110 |
| | 1000 | 10×10.5 | 460 | | 33 | 8×10.5 | 115 | | | 8.2 | 12.5×16 | 150 |
| | 2200 | 16×16.5 | 630 | | 47 | 8×10.5 | 120 | | 12 | 16×16.5 | 195 | |
| 3300 | 16×21.5 | 930 | 100 | | 12.5×16 | 225 | 18 | | 18×16.5 | 245 | | |
| | 18×16.5 | | 1000 | | 220 | 16×16.5 | 385 | | 22 | 16×21.5 | 275 | |
| 3300 | 18×21.5 | 1150 | | | 330 | 16×21.5 | 490 | | 27 | 18×21.5 | 345 | |
| 25 | 33 | 6.3×6.1 | 65 | | 470 | 18×21.5 | 590 | | 100 | 10 | 8×10.5 | 65 |
| | 47 | 6.3×8 | 79 | | 1000 | 8×10.5 | 65 | | | 22 | 10×10.5 | 90 |
| | | 8×6.5 | 91 | | | 10 | 8×10.5 | | | 65 | 33 | 10×10.5 |
| | 100 | 8×10.5 | 180 | | 47 | 12.5×13.5 | 160 | | | 47 | 12.5×13.5 | 160 |
| | 220 | 8×10.5 | 320 | 100 | 16×16.5 | 285 | 220 | 16×21.5 | | 440 | | |
| | | 10×10.5 | 355 | 330 | 16×21.5 | 490 | | | | | | |
| | 330 | 10×10.5 | 450 | | 18×16.5 | | 590 | | | | | |
| | | 12.5×13.5 | | 470 | 18×21.5 | 590 | | | | | | |
| | 470 | 10×10.5 | 490 | | 10 | | 8×10.5 | 65 | | | | |
| | 1000 | 16×21.5 | 700 | 22 | 10×10.5 | 90 | | | | | | |
| 18×16.5 | | 2200 | | 33 | 10×10.5 | 135 | | | | | | |
| 2200 | 18×21.5 | | 1050 | 47 | 12.5×13.5 | 160 | | | | | | |
| 3300 | 18×21.5 | 1700 | 100 | 16×16.5 | 285 | | | | | | | |

Mouser Electronics

Authorized Distributor

Click to View Pricing, Inventory, Delivery & Lifecycle Information:

Rubycon:

[100SGV33M10X10.5](#) [100SGV47M12.5X13.5](#) [160SGV120M16X21.5](#) [10SGV330M8X10.5](#) [35SGV33M6.3X8](#)
[400SGV2R7M8X10.5](#) [50SGV3R3M4X6.1](#) [6.3SGV1000M12.5X13.5](#) [200SGV15M10X10.5](#) [250SGV12M10X10.5](#)
[250SGV33M12.5X16](#) [25SGV100M8X10.5](#) [35SGV1000M16X21.5](#) [35SGV22M6.3X6.1](#) [25SGV3300M18X21.5](#)
[35SGV470M16X16.5](#) [35SGV4R7M4X6.1](#) [450SGV6R8M12.5X13.5](#) [63SGV220M16X16.5](#) [10SGV100M6.3X6.1](#)
[100SGV22M10X10.5](#) [160SGV22M10X10.5](#) [16SGV330M10X10.5](#) [200SGV68M18X16.5](#) [25SGV220M10X10.5](#)
[25SGV220M8X10.5](#) [63SGV22M8X10.5](#) [35SGV100M10X10.5](#) [35SGV10M5X6.1](#) [50SGV220M12.5X16](#)
[50SGV22M8X6.5](#) [6.3SGV3300M16X21.5](#) [6.3SGV470M8X10.5](#) [63SGV330M16X21.5](#) [63SGV33M8X10.5](#)
[6.3SGV6800M18X21.5](#) [6.3SGV47M5X6.1](#) [63SGV100M12.5X16](#) [50SGV0R47M4X6.1](#) [50SGV470M18X16.5](#)
[50SGV47M10X10.5](#) [50SGV47M8X10.5](#) [50SGV4R7M5X6.1](#) [6.3SGV33M4X6.1](#) [25SGV2200M18X21.5](#)
[160SGV150M18X21.5](#) [160SGV39M12.5X13.5](#) [400SGV47M18X21.5](#) [35SGV33M8X6.5](#) [400SGV4R7M10X10.5](#)
[450SGV33M18X21.5](#) [50SGV1M4X6.1](#) [50SGV1000M18X21.5](#) [50SGV100M8X10.5](#) [50SGV330M16X16.5](#)
[16SGV330M8X10.5](#) [50SGV2R2M4X6.1](#) [6.3SGV100M6.3X6.1](#) [63SGV330M18X16.5](#) [200SGV100M16X21.5](#)
[250SGV6R8M8X10.5](#) [35SGV220M10X10.5](#) [6.3SGV4700M18X21.5](#) [63SGV470M18X21.5](#) [6.3SGV2200M12.5X16](#)
[6.3SGV220M6.3X8](#) [6.3SGV22M4X6.1](#) [63SGV47M8X10.5](#) [16SGV470M8X10.5](#) [200SGV42M12.5X16](#)
[25SGV33M6.3X6.1](#) [400SGV33M18X21.5](#) [450SGV18M18X16.5](#) [6.3SGV1000M10X10.5](#) [450SGV15M16X16.5](#)
[35SGV1000M18X16.5](#) [35SGV100M8X10.5](#) [400SGV15M12.5X16](#) [450SGV10M12.5X16](#) [50SGV22M6.3X8](#)
[400SGV27M18X16.5](#) [50SGV100M10X10.5](#) [50SGV10M6.3X6.1](#) [400SGV10M12.5X13.5](#) [400SGV22M16X16.5](#)
[35SGV220M12.5X13.5](#) [50SGV33M8X10.5](#) [50SGV470M16X21.5](#) [400SGV33M16X21.5](#) [450SGV22M16X21.5](#)
[6.3SGV3300M18X16.5](#) [35SGV330M12.5X16](#) [25SGV470M10X10.5](#) [200SGV33M12.5X13.5](#) [200SGV56M16X16.5](#)
[250SGV22M12.5X13.5](#) [25SGV1000M18X16.5](#) [250SGV100M18X21.5](#) [25SGV47M8X6.5](#) [16SGV1000M16X16.5](#)

Компания «Океан Электроники» предлагает заключение долгосрочных отношений при поставках импортных электронных компонентов на взаимовыгодных условиях!

Наши преимущества:

- Поставка оригинальных импортных электронных компонентов напрямую с производств Америки, Европы и Азии, а так же с крупнейших складов мира;
- Широкая линейка поставок активных и пассивных импортных электронных компонентов (более 30 млн. наименований);
- Поставка сложных, дефицитных, либо снятых с производства позиций;
- Оперативные сроки поставки под заказ (от 5 рабочих дней);
- Экспресс доставка в любую точку России;
- Помощь Конструкторского Отдела и консультации квалифицированных инженеров;
- Техническая поддержка проекта, помощь в подборе аналогов, поставка прототипов;
- Поставка электронных компонентов под контролем ВП;
- Система менеджмента качества сертифицирована по Международному стандарту ISO 9001;
- При необходимости вся продукция военного и аэрокосмического назначения проходит испытания и сертификацию в лаборатории (по согласованию с заказчиком);
- Поставка специализированных компонентов военного и аэрокосмического уровня качества (Xilinx, Altera, Analog Devices, Intersil, Interpoint, Microsemi, Actel, Aeroflex, Peregrine, VPT, Syfer, Eurofarad, Texas Instruments, MS Kennedy, Miteq, Cobham, E2V, MA-COM, Hittite, Mini-Circuits, General Dynamics и др.);

Компания «Океан Электроники» является официальным дистрибьютором и эксклюзивным представителем в России одного из крупнейших производителей разъемов военного и аэрокосмического назначения «JONHON», а так же официальным дистрибьютором и эксклюзивным представителем в России производителя высокотехнологичных и надежных решений для передачи СВЧ сигналов «FORSTAR».



JONHON

«JONHON» (основан в 1970 г.)

Разъемы специального, военного и аэрокосмического назначения:

(Применяются в военной, авиационной, аэрокосмической, морской, железнодорожной, горно- и нефтедобывающей отраслях промышленности)

«FORSTAR» (основан в 1998 г.)

ВЧ соединители, коаксиальные кабели, кабельные сборки и микроволновые компоненты:

(Применяются в телекоммуникациях гражданского и специального назначения, в средствах связи, РЛС, а так же военной, авиационной и аэрокосмической отраслях промышленности).



Телефон: 8 (812) 309-75-97 (многоканальный)

Факс: 8 (812) 320-03-32

Электронная почта: ocean@oceanchips.ru

Web: <http://oceanchips.ru/>

Адрес: 198099, г. Санкт-Петербург, ул. Калинина, д. 2, корп. 4, лит. А