

POWER RELAY


1 POLE 3A SLIM TYPE RELAY

FTR-F3 Series

RoHS compliant

■ FEATURES

- HIGH DENSITY MOUNTING
Slim type with 7mm width and 142mm² mounting space
- HIGH ISOLATION
Insulation Distance: Minimum 6mm between coil and contact (conforms to IEC 60065)
Dielectric Strength: 4KV
Surge Strength: 10KV
- HIGH COIL SENSITIVITY
Nominal coil power consumption of 200mW
- CADMIUM FREE CONTACT FOR ECO-PROGRAM
- SAFETY STANDARDS
UL, CSA, VDE, SEMKO, CQC
- Plastic sealed relay
- RoHS compliant since date code: 0435R1, 0432R2, 0429R3, 0434R4, 0437L2
Please see page 6 for more information



■ ORDERING INFORMATION

[Example] FTR-F3 A A 012 E -KS
 (a) (b)(c) (d) (e) (f)

| | | |
|-----|----------------------|---|
| (a) | Series Name | FTR-F3 |
| (b) | Contact Arrangement | A : 1 Form A (SPST-NO) |
| (c) | Coil Type | A : Standard (200mW) |
| (d) | Coil Nominal Voltage | 005 : 5DC 012 : 12DC 006 : 6DC 018 : 18DC 009 : 9DC 024 : 24DC |
| (e) | Contact Material | E : Silver nickel |
| (f) | Contact Rating | Nil : 3A KS : 3A sealing confirmed |

Remarks: Actual marking on relay would not carry code FTR and be as below:

Ordering code Actual marking
 FTR-F3AA012E → F3AA012E

FTR-F3 SERIES

■ PART NUMBERS

| Ordering Part Number | Series | Contact | Coil Power | Coil Voltage | Contact Material | Contact Rating |
|----------------------|--------|----------|----------------------|--------------|------------------|-------------------------------|
| FTR-F3AA005E | FTR-F3 | 1 form A | Standard (200 mW) | 5 | Silver nickel | 3A |
| FTR-F3AA006E | | | | 6 | | |
| FTR-F3AA009E | | | | 9 | | |
| FTR-F3AA012E | | | | 12 | | |
| FTR-F3AA018E | | | | 18 | | |
| FTR-F3AA024E | | | | 24 | | |
| FTR-F3AA005E-KS | | | | 5 | | 3A and sealed (guaranteed) |
| FTR-F3AA006E-KS | | | | 6 | | |
| FTR-F3AA009E-KS | | | | 9 | | |
| FTR-F3AA012E-KS | | | | 12 | | |
| FTR-F3AA018E-KS | | | | 18 | | |
| FTR-F3AA024E-KS | | | | 24 | | |

■ COIL DATA CHART

| Coil Voltage | Nominal Voltage (VDC) | Max. Coil Voltage*1 | Coil Resistance ($\pm 10\%$) | Must Operate Voltage*2 | Must Release Voltage*2 | Coil Power |
|--------------|-----------------------|---------------------|--------------------------------|------------------------|------------------------|------------|
| 005 | 5 | 12.0 VDC | 125 Ω | 3.75 VDC | 0.5 VDC | 200 mW |
| 006 | 6 | 14.4 VDC | 180 Ω | 4.5 VDC | 0.6 VDC | |
| 009 | 9 | 21.6 VDC | 405 Ω | 6.75 VDC | 0.9 VDC | |
| 012 | 12 | 28.8 VDC | 720 Ω | 9.0 VDC | 1.2 VDC | |
| 018 | 18 | 43.2 VDC | 1,620 Ω | 13.5 VDC | 1.8 VDC | |
| 024 | 24 | 57.6 VDC | 2,880 Ω | 18.0 VDC | 2.2 VDC | |

Note: All values in the table are measured at 20°C.

*1: No contact current at 20°C

*2: Specified values are subject to pulse wave voltage

FTR-F3 SERIES

■ SPECIFICATIONS

| Item | | FTR-F3 AA () E | |
|------------|------------------------------|--|--|
| Contact | Arrangement | 1 form A (SPST-NO) | |
| | Material | Silver nickel | |
| | Configuration | Single | |
| | Resistance (initial) | Maximum 100 mΩ at 6 VDC, 1 A | |
| | Rating | 3 A, 125 VAC / 30 VDC | |
| | Maximum Carry Current | 5A | |
| | Maximum Switching Power | 750 VA / 90 W | |
| | Maximum Switching Voltage | 277 VAC / 30VDC | |
| | Maximum Switching Load*1 | 10 mA 5 VDC | |
| Coil | Rating Power | 200 mW | |
| | Must Operate Power | 113 mW | |
| | Operating Temperature | -40°C to +70°C (no frost) | |
| Time Value | Operate Time (without diode) | Maximum 10 ms | |
| | Release Time (without diode) | Maximum 10 ms | |
| Life | Mechanical | 5 x 10 ⁶ operations minimum | |
| | Electrical | 200 x 10 ³ operations minimum | |
| Other | Vibration Resistance | Misoperation | 10 to 55 Hz, at double amplitude of 1.5 mm |
| | | Endurance | 10-55Hz, at double amplitude of 1.5 mm |
| | Shock Resistance | Misoperation | Min. 100m/s ² (11±1ms) |
| | | Endurance | Min. 1,000m/s ² (6±1ms) |
| | Weight | Approximately 4g | |

*1 Minimum switching loads mentioned above are reference values. Please perform the confirmation test with the actual load before production since reference values may vary according to switching frequencies, environmental conditions and expected reliability levels.

■ INSULATION

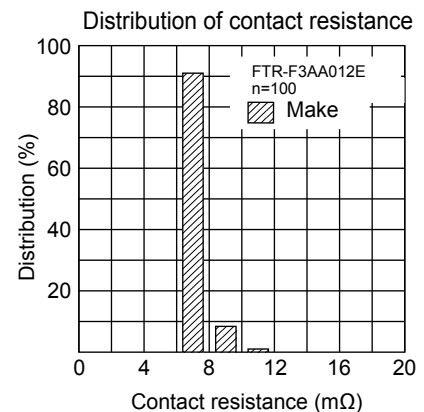
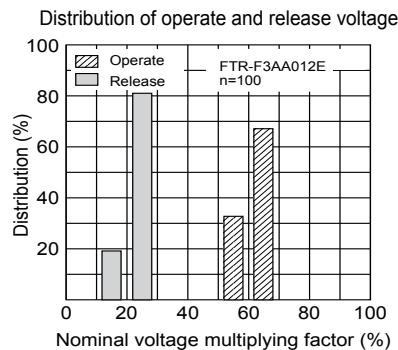
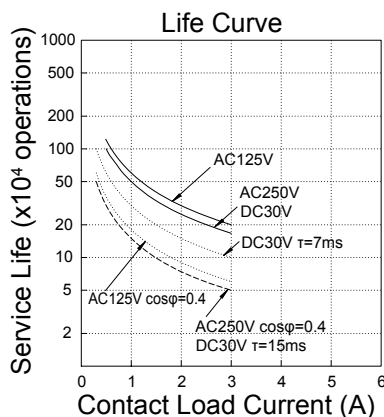
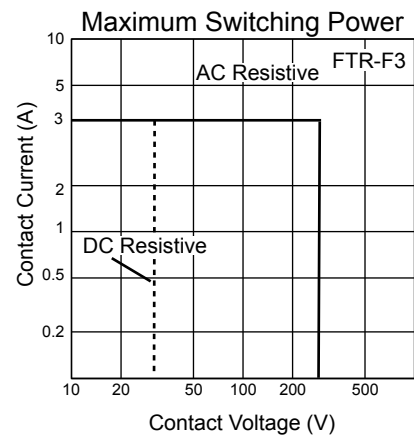
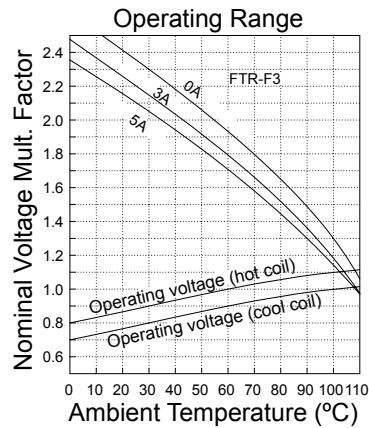
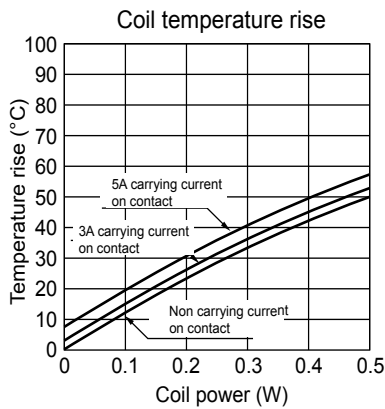
| Item | | FTR-F3 |
|---|-------------------|-------------------------------------|
| Resistance (500 VDC) | | Minimum 1,000 MΩ |
| Dielectric Strength | open contacts | 750 VAC (50/60 Hz) 1 min. |
| | coil and contacts | 4,000 VAC (50/60 Hz) 1 min. |
| Surge Voltage (coil and contact) | | 10,000 V (1.2 x 50μs standard wave) |
| Clearance/Creepage | | 6 mm / 6 mm |
| Insulation (DIN EN61810-1 VDE0435) | | |
| Voltage | | 250 V |
| Pollution | | 2 |
| Isolation material group | | Ila |
| Isolation category / Reference voltage (VDE01106) | | C / 250 V |

FTR-F3 SERIES

SAFETY STANDARDS

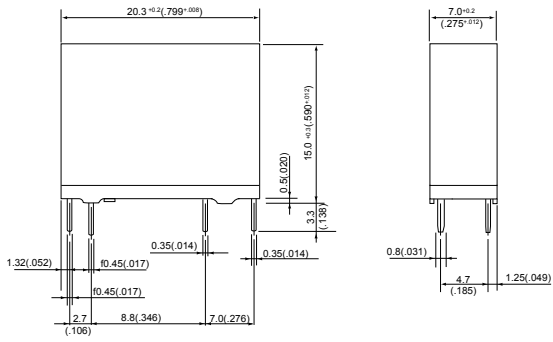
| Type | Compliance | Contact rating |
|-------|--|--|
| UL | UL 508 E63614 | Flammability: UL 94-V0 (plastics) 3A, 30 VDC/ 277 VAC (resistive) 1/10 HP, 250VAC /125VAC |
| CSA | C22.2 No. 14 LR 40304 | 1/8 HP, 277VAC Pilot duty: D300 |
| VDE | 0435 | 3A, 250 VAC $\cos\phi=1$, 200,000 ops. 85°C 3A, 30 VAC $\tau=0$, 200,000 ops. 85°C 4A, 250 VAC break 1A $\cos\phi=0.8$, 200,000 ops. 70°C |
| SEMKO | EN 61058-1: 1992 +A1:1993 EN 61095:1993+A11 | 5A, 250 VAC 40T70 |

CHARACTERISTIC DATA

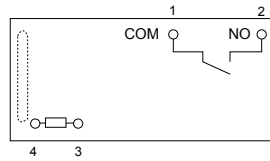


■ DIMENSIONS

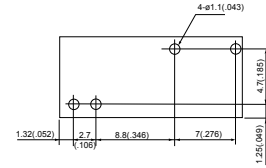
● Dimensions



● Schematics (BOTTOM VIEW)



● PC board mounting hole layout (BOTTOM VIEW)



RoHS Compliance and Lead Free Relay Information

1. General Information

- Relays produced after the specific date code that is indicated on each data sheet are lead-free now. All of our signal and power relays are lead-free. Please refer to Lead-Free Status Info. (<http://www.fujitsu.com/us/downloads/MICRO/fcai/relays/lead-free-letter.pdf>)
- Lead free solder paste currently used in relays is Sn-3.0Ag-0.5Cu.
- All signal and power relays also comply with RoHS. Please refer to individual data sheets. Relays that are RoHS compliant do not contain the 5 hazardous materials that are restricted by RoHS directive (lead, mercury, chromium IV, PBB, PBDE).
- It has been verified that using lead-free relays in leaded assembly process will not cause any problems (compatible).
- “LF” is marked on each outer and inner carton. (No marking on individual relays).
- To avoid leaded relays (for lead-free sample, etc.) please consult with area sales office.
- We will ship leaded relays as long as the leaded relay inventory exists.

Note: Cadmium was exempted from RoHS on October 21, 2005. (Amendment to Directive 2002/95/EC)

2. Recommended Lead Free Solder Profile

- Recommended solder paste Sn-3.0Ag-0.5Cu.

Reflow Solder condition

Flow Solder condition:

Pre-heating: maximum 120°C
Soldering: dip within 5 sec. at
260°C solder bath

Solder by Soldering Iron:

Soldering Iron
Temperature: maximum 360°C
Duration: maximum 3 sec.

We highly recommend that you confirm your actual solder conditions

3. Moisture Sensitivity

- Moisture Sensitivity Level standard is not applicable to electromechanical relays.

4. Tin Whisker

- Dipped SnAgCu solder is known as low risk tin whisker. No considerable length whisker was found by our in house test.

Fujitsu Components International Headquarter Offices

Japan

Fujitsu Component Limited
Gotanda-Chuo Building
3-5, Higashigotanda 2-chome, Shinagawa-ku
Tokyo 141, Japan
Tel: (81-3) 5449-7010
Fax: (81-3) 5449-2626
Email: promothq@ft.ed.fujitsu.com
Web: www.fcl.fujitsu.com

North and South America

Fujitsu Components America, Inc.
250 E. Caribbean Drive
Sunnyvale, CA 94089 U.S.A.
Tel: (1-408) 745-4900
Fax: (1-408) 745-4970
Email: components@us.fujitsu.com
Web: <http://www.fujitsu.com/us/services/edevices/components/>

Europe

Fujitsu Components Europe B.V.
Diamantlaan 25
2132 WV Hoofddorp
Netherlands
Tel: (31-23) 5560910
Fax: (31-23) 5560950
Email: info@fceu.fujitsu.com
Web: emea.fujitsu.com/components/

Asia Pacific

Fujitsu Components Asia Ltd.
102E Pasir Panjang Road
#01-01 Citilink Warehouse Complex
Singapore 118529
Tel: (65) 6375-8560
Fax: (65) 6273-3021
Email: fcal@fcal.fujitsu.com
Web: <http://www.fujitsu.com/sg/services/micro/components/>

©2007 Fujitsu Components America, Inc. All rights reserved. All trademarks or registered trademarks are the property of their respective owners.

Fujitsu Components America or its affiliates do not warrant that the content of datasheet is error free. In a continuing effort to improve our products Fujitsu Components America, Inc. or its affiliates reserve the right to change specifications/datasheets without prior notice.
Rev. September 29, 2007

Компания «Океан Электроники» предлагает заключение долгосрочных отношений при поставках импортных электронных компонентов на взаимовыгодных условиях!

Наши преимущества:

- Поставка оригинальных импортных электронных компонентов напрямую с производств Америки, Европы и Азии, а так же с крупнейших складов мира;
- Широкая линейка поставок активных и пассивных импортных электронных компонентов (более 30 млн. наименований);
- Поставка сложных, дефицитных, либо снятых с производства позиций;
- Оперативные сроки поставки под заказ (от 5 рабочих дней);
- Экспресс доставка в любую точку России;
- Помощь Конструкторского Отдела и консультации квалифицированных инженеров;
- Техническая поддержка проекта, помощь в подборе аналогов, поставка прототипов;
- Поставка электронных компонентов под контролем ВП;
- Система менеджмента качества сертифицирована по Международному стандарту ISO 9001;
- При необходимости вся продукция военного и аэрокосмического назначения проходит испытания и сертификацию в лаборатории (по согласованию с заказчиком);
- Поставка специализированных компонентов военного и аэрокосмического уровня качества (Xilinx, Altera, Analog Devices, Intersil, Interpoint, Microsemi, Actel, Aeroflex, Peregrine, VPT, Syfer, Eurofarad, Texas Instruments, MS Kennedy, Miteq, Cobham, E2V, MA-COM, Hittite, Mini-Circuits, General Dynamics и др.);

Компания «Океан Электроники» является официальным дистрибьютором и эксклюзивным представителем в России одного из крупнейших производителей разъемов военного и аэрокосмического назначения «**JONHON**», а так же официальным дистрибьютором и эксклюзивным представителем в России производителя высокотехнологичных и надежных решений для передачи СВЧ сигналов «**FORSTAR**».



JONHON

«**JONHON**» (основан в 1970 г.)

Разъемы специального, военного и аэрокосмического назначения:

(Применяются в военной, авиационной, аэрокосмической, морской, железнодорожной, горно- и нефтедобывающей отраслях промышленности)

«**FORSTAR**» (основан в 1998 г.)

ВЧ соединители, коаксиальные кабели, кабельные сборки и микроволновые компоненты:

(Применяются в телекоммуникациях гражданского и специального назначения, в средствах связи, РЛС, а так же военной, авиационной и аэрокосмической отраслях промышленности).



Телефон: 8 (812) 309-75-97 (многоканальный)

Факс: 8 (812) 320-03-32

Электронная почта: ocean@oceanchips.ru

Web: <http://oceanchips.ru/>

Адрес: 198099, г. Санкт-Петербург, ул. Калинина, д. 2, корп. 4, лит. А