


# SPVQ8 Water-proof Type

Industry's smallest size, with main unit dimensions of 8.3×5.3×7mm



## Typical Specifications



Items		Specifications
Rating (max.)/(min.) (Resistive load)		0.1A 12V DC / 50μA 5V DC
Contact resistance (Initial / After operating life)		500mΩ max. / 1Ω max. (Standard type) 500mΩ max. / 3Ω max. (Long-life type)
Operating force		1±0.5N
Operating life	Without load	300,000cycles (Standard type) 1,000,000cycles (Long-life type)
	With load	300,000cycles (Standard type) 1,000,000cycles (Long-life type)

## Product Line

Poles	Positions	Circuit	Terminal type	Main body form	Minimum order unit (pcs)		Packing specifications type	Product No.		Drawing No.	
					Japan	Export		Standard type	Long-life type		
1	1	N.O.	For PC board	Boss-both sides	1,755	7,020	A	<b>SPVQ810101</b>	<b>SPVQ830101</b>	1	
			Angle	Boss-single side				<b>SPVQ810301</b>	<b>SPVQ830301</b>	2	
				Without boss				<b>SPVQ810401</b>	<b>SPVQ830401</b>	3	
			For PC board	Boss-single side				<b>SPVQ810501</b>	<b>SPVQ830501</b>	4	
			For Lead	Boss-both sides				<b>SPVQ810601</b>	<b>SPVQ830601</b>	5	
				Boss-single side				<b>SPVQ810703</b>	<b>SPVQ830701</b>	6	
			Press fit	Boss-both sides				<b>SPVQ810801</b>	<b>SPVQ830801</b>	7	
			Press fit	Boss-single side				<b>SPVQ811004</b>	<b>SPVQ831001</b>	8	
			N.C.	For PC board				Boss-both sides	<b>SPVQ820101</b>	—	1
				Angle				Boss-single side	<b>SPVQ820301</b>	—	9
								Without boss	<b>SPVQ820401</b>	—	3
				For PC board				Boss-single side	<b>SPVQ820501</b>	—	4
		For Lead		Boss-both sides	<b>SPVQ820601</b>	—	10				
				Boss-single side	<b>SPVQ820704</b>	—	11				
		Press fit	Boss-both sides	<b>SPVQ820801</b>	—	7					
		Press fit	Boss-single side	<b>SPVQ821004</b>	—	12					
		N.O.	With wire (Downwards)	Boss-single side	<b>SPVQ850100*</b>	—	13				
			With wire (Downwards)	Boss-both sides	<b>SPVQ850200*</b>	—	14				
			With wire (Left side)	Boss-single side	<b>SPVQ850300*</b>	—	15				
			With wire (from side)	Boss-both sides	<b>SPVQ850500*</b>	—	16				
			N.C.	With wire (Downwards)	Boss-single side	<b>SPVQ860100*</b>	—	17			
				With wire (Downwards)	Boss-both sides	<b>SPVQ860200*</b>	—	14			
		With wire (Left side)		Boss-single side	<b>SPVQ860300*</b>	—	18				
		With wire (from side)		Boss-both sides	<b>SPVQ860500*</b>	—	16				

## Notes

- ※ Products with a wire will be supplied as follows.
  - Unless specified, the length of the lead wire is 250mm. Color is either red or black. Please consult us for length modification.
  - Please specify circuits (N.O. or N.C.) for wired (side) types. Unless specified, the circuit will apply N.O.
  - Product with wire will be build-to-order.
- This unit cannot be used in water (IP67 rating, except for terminal).

## Packing Specifications

### Tray

Packing specifications type	Number of packages (pcs.)		Export package measurements (mm)
	1 case /Japan	1 case /export packing	
<b>A</b>	1,755	7,020	540×360×270

### Bulk

Packing specifications type	Number of packages (pcs.)		Export package measurements (mm)
	1 case /Japan	1 case /export packing	
<b>B</b>	400	1,600	555×375×223

Refer to P.73 for soldering conditions.

# SPVQ8 Water-proof Type

## Dimensions

Unit:mm

No.	Style	No.	Style
1	<p>Technical drawing of SPVQ8 style 1 switch. Dimensions include: 6.5, 0.5, 3, 2-0.6, 5.08, 8.3, 0.2, 5.1, 7.1, 7.6, 0.8, 5.3. Labels: Total travel position, Terminal No. ①-② ON-OFF Operating position, Free position, Terminal No. ①, Terminal No. ②.</p>	5	<p>Technical drawing of SPVQ8 style 5 switch. Dimensions include: 6.5, 0.5, 3, 2-0.6, 5.08, 8.3, 0.2, 5.1, 7.1, 7.6, 0.8, 5.3. Labels: Total travel position, Terminal No. ①-② ON-OFF Operating position, Free position, Terminal No. ①, Terminal No. ②.</p>
2	<p>Technical drawing of SPVQ8 style 2 switch. Dimensions include: 6.5, 0.5, 3, 2-0.6, 5.08, 8.3, 0.2, 5.1, 7.1, 7.6, 2.6, 5.3. Labels: Total travel position, Terminal No. ①-② ON-OFF Operating position, Free position, Terminal No. ①, Terminal No. ②.</p>	6	<p>Technical drawing of SPVQ8 style 6 switch. Dimensions include: 6.5, 0.5, 3, 2-0.6, 5.08, 8.3, 0.2, 5.1, 7.1, 7.6, 2.6, 5.3. Labels: Total travel position, Terminal No. ①-② ON-OFF Operating position, Free position, Terminal No. ①, Terminal No. ②.</p>
3	<p>Technical drawing of SPVQ8 style 3 switch. Dimensions include: 6.5, 0.5, 3, 2-0.6, 5.08, 8.3, 0.2, 5.1, 7.1, 7.6, 2.2, 0.4, 5.3. Labels: Total travel position, Terminal No. ①-② ON-OFF Operating position, Free position, Terminal No. ①, Terminal No. ②.</p>	7	<p>Technical drawing of SPVQ8 style 7 switch. Dimensions include: 6.5, 0.5, 3, 2-0.6, 5.08, 8.3, 0.2, 5.1, 7.1, 7.6, 2.2, 0.4, 5.3. Labels: Total travel position, Terminal No. ①-② ON-OFF Operating position, Free position, Terminal No. ①, Terminal No. ②.</p>
4	<p>Technical drawing of SPVQ8 style 4 switch. Dimensions include: 6.5, 0.5, 3, 2-0.6, 5.08, 8.3, 0.2, 5.1, 7.1, 7.6, 2.2, 0.4, 5.3. Labels: Total travel position, Terminal No. ①-② ON-OFF Operating position, Free position, Terminal No. ①, Terminal No. ②.</p>	8	<p>Technical drawing of SPVQ8 style 8 switch. Dimensions include: 6.5, 0.5, 3, 2-0.6, 5.08, 8.3, 0.2, 5.1, 7.1, 7.6, 2.2, 0.4, 5.3, 0.31, 0.8, 2.2, 1.8, 5.3, 5.6. Labels: Total travel position, Terminal ①-② Operating position, Free Position, Terminal No. ①, Terminal No. ②, Bend base.</p>

■ Dimensions

Unit:mm

No.	Style	No.	Style
9		12	
10		13	
11		14	

Detector

Slide

Push

Rotary

Power

Dual-in-line  
Package Type

General-  
purpose Type

Water-proof  
Type

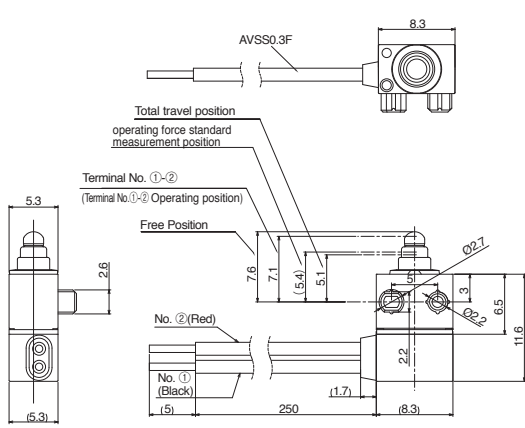
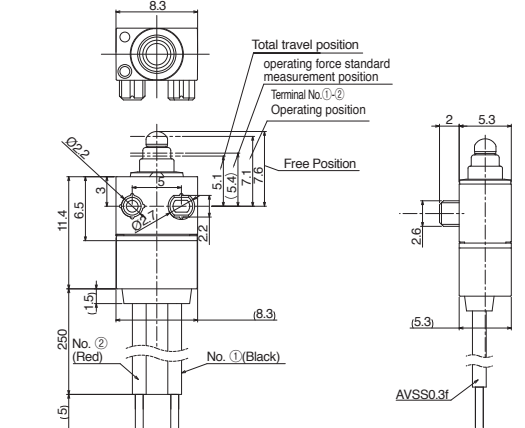
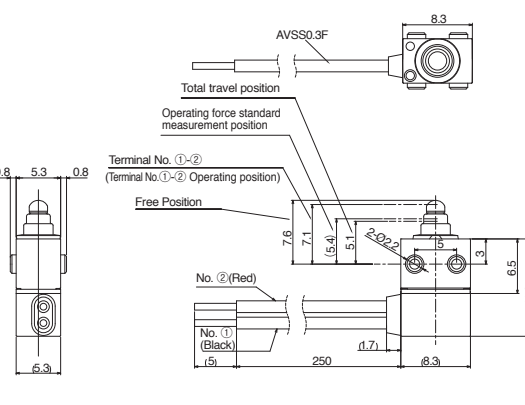
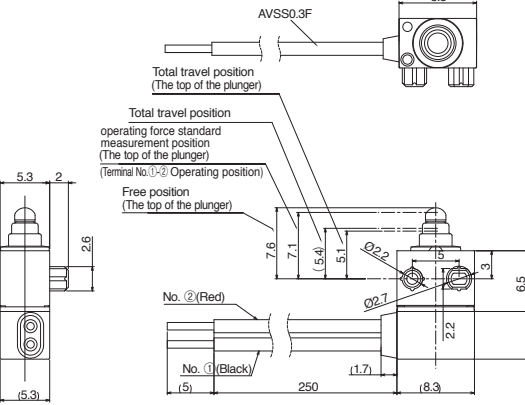
Fast Switching  
Type

# SPVQ8 Water-proof Type

Detector  
Slide  
Push  
Rotary  
Power  
Dual-in-line Package Type  
General-purpose Type  
Waterproof Type  
Fast Switching Type

## Dimensions

Unit:mm

No.	Style	No.	Style
15		17	
16		18	

## Circuit Diagram



Recommended Unit Terminal Shape for Press-Fit Terminals (Normally Open)

Unit:mm

Style
-------

SPVQ811004, SPVQ831001



Recommended Unit Terminal Shape for Press-Fit Terminals (Normally Closed)

Unit:mm

Style
-------

SPVQ821004



- Detector
- Slide
- Push
- Rotary
- Power
- Dual-in-line  
Package Type
- General-  
purpose Type
- Water-proof  
Type
- Fast Switching  
Type

Series		Water-proof Type			Fast Switching Type		
		SPVQ8	SPVQ9	SSCN	SPVQ9	SPVQC	SPVQE
Photo							
Operation type		Two-way					
Dimensions (mm)	W	8.3	15.2	13	15.4	15.4	17.2
	D	5.3	6.4	5	8.4	7.4	12
	H	6.5	7.95	15	7.5	7.5	7.5
Operating temperature range		-40°C to +85°C					
Automotive use		●	●	●	●	●	●
Life cycle (availability)							
Poles / Positions		1/1	1/1 1/2	1/2	2/2	2/2	3/2
Rating (max.) (Resistive load)		0.1A 12V DC			50mA 26V DC	50mA 18V DC	
Rating (min.) (Resistive load)		50µA 5V DC		100µA 5V DC	50µA 5V DC		
Durability	Operating life without load	300,000cycles 1Ω max. or 1,000,000cycles 3Ω max.	300,000cycles 1Ω max.	100,000cycles 1Ω max.	300,000cycles 200mΩ max.		300,000 cycles CIRCUIT ①-②-③ and ④-⑤-⑥ 200mΩ max. CIRCUIT ⑦-⑧-⑨ 1Ω max.
	Operating life with load Rating (max.) (Resistive load)	300,000cycles 1Ω max. or 1,000,000cycles 3Ω max.	300,000cycles 1Ω max.	100,000cycles 1Ω max.	300,000cycles 200mΩ max.		300,000 cycles CIRCUIT ①-②-③ and ④-⑤-⑥ 200mΩ max. CIRCUIT ⑦-⑧-⑨ 1Ω max.
Electrical performance	Initial contact resistance	500mΩ max.			75mΩ max.		CIRCUIT ①-②-③ and ④-⑤-⑥ 75mΩ max. CIRCUIT ⑦-⑧-⑨ 250mΩ max.
	Insulation resistance	100MΩ min. 500V DC				100MΩ min. 250V DC	100MΩ min. 100V DC
	Voltage proof	500V AC for 1minute				250V AC for 1minute	100V AC for 1minute
Mechanical performance	Terminal strength	3N for 1minute (with terminal) Wire strength 30N for 1minute (with wire)	3N for 1minute				
	Actuator strength	20N		10N	20N		
Environmental performance	Cold	-40°C 500h					
	Dry heat	85°C 500h					
	Damp heat	60°C, 90 to 95% RH 500h					
Operation force		1±0.5N		2N max.	1±0.5N		
Page		61	66	69	70	71	72

Detector Switches Soldering Conditions . . . . . 73  
 Detector Switches Cautions . . . . . 74

**Note**  
 ● Indicates applicability to all products in the series.

# Detector Switches Soldering Conditions

## Example of Reflow Soldering Condition

1. Heating method: Double heating method with infrared heater.
2. Temperature measurement: Thermocouple  $\phi 0.1$  to  $0.2$  CA (K) or CC (T) at soldering portion (copper foil surface). A heat resisting tape should be used for fixed measurement.
3. Temperature profile



Series (Reflow type)	A (°C) 3s max.	B (°C)	C (s)	D (°C)	E (°C)	F (s)
<b>SPPB</b>	250	230	40	180	150	120
<b>SPPW8</b>			35			
<b>SPVE</b>	260		40			
<b>SPVL</b>						
<b>SPVM</b>						
<b>SPVN</b>						
<b>SPVR</b>						
<b>SPVS</b>						
<b>SPVT</b>						
<b>SSCM</b>						
<b>SSCQ</b>	250					
<b>SPVQC, SPVQE</b>						

### Notes

1. The condition mentioned above is the temperature on the mounting surface of a PC board. There are cases where the PC board's temperature greatly differs from that of the switch, surface depending on the PC board's material, size, thickness, etc. The above-stated conditions shall also apply to switch surface temperatures.
2. Soldering conditions differ depending on reflow soldering machines. Prior verification of soldering condition is highly recommended.

### Reference for Hand Soldering

Series	Soldering temperature	Soldering time
<b>SPVS, SPVN, SPVT, SPVM, SPVR, SPVE, SPPW8, SSCQ, SSCM, SPVL, SSCT, SPVQC, SPVQE</b>	350±5°C	3s max.
<b>SPVQ1, SPVQ3, SPVQ6, SPVQ7, SPVQ8, SPVQ9, SSCN, SPVQA</b>	300±10°C	3 + 1 / 0s
<b>SPPB (Reflow)</b>	300±5°C	5s max.
<b>SSCF, SPPB (For Lead, Dip)</b>	350±10°C	3 + 1 / 0s

### Reference for Dip Soldering

(For PC board terminal types)

Series	Items		Dip soldering	
	Preheating temperature	Preheating time	Soldering temperature	Duration of immersion
<b>SSCT, SPVQ1, SPVQ3, SPVQ6, SPVQ7, SPVQ8, SPVQ9, SPVQA</b>	100±10°C	60s max.	260±5°C	5±1s
<b>SPPW8, SPPB</b>	100 °C max.	60s max.	255±5°C	5±1s
<b>SSCF</b>	—		260±5°C	5±1s

Компания «Океан Электроники» предлагает заключение долгосрочных отношений при поставках импортных электронных компонентов на взаимовыгодных условиях!

Наши преимущества:

- Поставка оригинальных импортных электронных компонентов напрямую с производств Америки, Европы и Азии, а так же с крупнейших складов мира;
- Широкая линейка поставок активных и пассивных импортных электронных компонентов (более 30 млн. наименований);
- Поставка сложных, дефицитных, либо снятых с производства позиций;
- Оперативные сроки поставки под заказ (от 5 рабочих дней);
- Экспресс доставка в любую точку России;
- Помощь Конструкторского Отдела и консультации квалифицированных инженеров;
- Техническая поддержка проекта, помощь в подборе аналогов, поставка прототипов;
- Поставка электронных компонентов под контролем ВП;
- Система менеджмента качества сертифицирована по Международному стандарту ISO 9001;
- При необходимости вся продукция военного и аэрокосмического назначения проходит испытания и сертификацию в лаборатории (по согласованию с заказчиком);
- Поставка специализированных компонентов военного и аэрокосмического уровня качества (Xilinx, Altera, Analog Devices, Intersil, Interpoint, Microsemi, Actel, Aeroflex, Peregrine, VPT, Syfer, Eurofarad, Texas Instruments, MS Kennedy, Miteq, Cobham, E2V, MA-COM, Hittite, Mini-Circuits, General Dynamics и др.);

Компания «Океан Электроники» является официальным дистрибьютором и эксклюзивным представителем в России одного из крупнейших производителей разъемов военного и аэрокосмического назначения «JONHON», а так же официальным дистрибьютором и эксклюзивным представителем в России производителя высокотехнологичных и надежных решений для передачи СВЧ сигналов «FORSTAR».



## JONHON

«JONHON» (основан в 1970 г.)

Разъемы специального, военного и аэрокосмического назначения:

(Применяются в военной, авиационной, аэрокосмической, морской, железнодорожной, горно- и нефтедобывающей отраслях промышленности)

«FORSTAR» (основан в 1998 г.)

ВЧ соединители, коаксиальные кабели, кабельные сборки и микроволновые компоненты:

(Применяются в телекоммуникациях гражданского и специального назначения, в средствах связи, РЛС, а так же военной, авиационной и аэрокосмической отраслях промышленности).



Телефон: 8 (812) 309-75-97 (многоканальный)

Факс: 8 (812) 320-03-32

Электронная почта: [ocean@oceanchips.ru](mailto:ocean@oceanchips.ru)

Web: <http://oceanchips.ru/>

Адрес: 198099, г. Санкт-Петербург, ул. Калинина, д. 2, корп. 4, лит. А