

Power PCB Relay RT1 Inrush

- 1 pole 16A, 1 form C (CO) or 1 form A (NO) contact
- For inrush peak currents up to 80A
- Mono- or bistable coil
- 5kV/10mm coil-contact
- Reinforced insulation
- Ambient temperature 85°C
- WG version: product in accordance to IEC 60335-1



F0177-C



Typical applications

Domestic appliances, heating control, lighting control

Approvals

VDE Cert. No. 40007571, UL E214025, cCSAus 1142018
Technical data of approved types on request

Contact Data

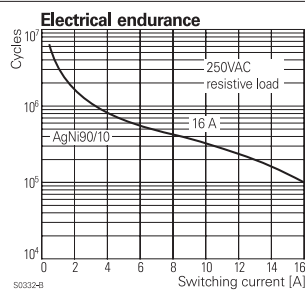
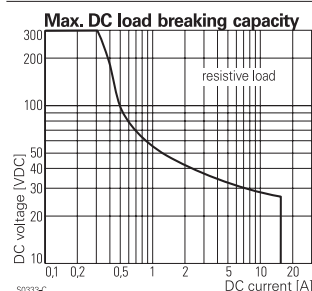
| | |
|---|--------------------------------|
| Contact arrangement | 1 form C (CO) or 1 form A (NO) |
| Rated voltage | 250VAC |
| Max. switching voltage | 400VAC |
| Rated current | 16A |
| Limiting continuous current | 16A, UL: 20A (K-version) |
| Limiting making current, max. 4s, df 10% | 30A |
| max. 20ms (incandescent lamps), RT33L version | 80A |
| Breaking capacity max. | 4000VA |
| Contact material | AgNi90/10, AgSnO |
| Frequency of operation, with/without load | 360/72000h ⁻¹ |
| Operate/release time max., DC coil | 9/6ms |
| Operate/Reset time max., bistable version | 10/10ms |
| Bounce time max., form A/form B | 3/6ms |

Contact ratings

| Type | Contact | Load | Cycles |
|------------------|---------|---|--------------------|
| IEC 61810 | | | |
| RT33L | A (NO) | 16A, 250VAC resistive, 85°C | 50x10 ³ |
| RT33L | A (NO) | 10A, 400VAC resistive, 85°C | 10x10 ³ |
| RT31 | C (CO) | 16A, 250VAC resistive, 85°C | 6x10 ³ |
| RT33K | A (NO) | 16A, 250VAC resistive, 85°C | 30x10 ³ |
| UL 508 | | | |
| RT33K | A (NO) | 20A, 277VAC general purpose, 40°C | 10x10 ³ |
| RT33L | A (NO) | 16A, 250VAC resistive, 85°C | 50x10 ³ |
| RT31 | C (CO) | 16A, 250VAC resistive, 85°C | 6x10 ³ |
| RT33L | A (NO) | 1000W Tungsten, 120VAC, 60 Hz, 40°C | 6x10 ³ |
| RT33L | A (NO) | 1000W standard ballast, 120VAC, 60 Hz, 40°C | 6x10 ³ |

EN 60947-4-1

| | | | |
|----------------------|--------|---------------|--------------------------------|
| RT31L/RT33L | A (NO) | 250V/6A, AC-3 | 6.050 |
| Mechanical endurance | | | |
| monostable version | | | >30x10 ⁶ operations |
| bistable version | | | >5x10 ⁶ operations |



Coil Data, DC coil

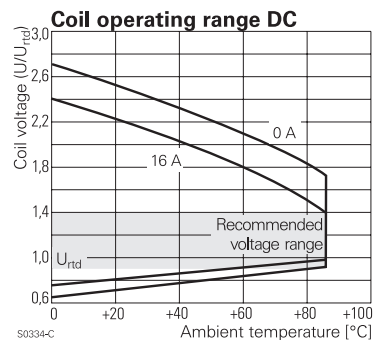
| | |
|-------------------------------------|-------------|
| Coil voltage range | 5 to 110VDC |
| Operative range, IEC 61810 | 2 |
| Coil insulation system according UL | class F |

Coil versions, DC coil

| Coil code | Rated voltage VDC | Operate voltage VDC | Release voltage VDC | Coil resistance $\Omega \pm 10\%$ ¹⁾ | Rated coil power mW |
|-----------|-------------------|---------------------|---------------------|---|---------------------|
| 005 | 5 | 3.5 | 0.5 | 62 | 403 |
| 006 | 6 | 4.2 | 0.6 | 90 | 400 |
| 012 | 12 | 8.4 | 1.2 | 360 | 400 |
| 024 | 24 | 16.8 | 2.4 | 1440 | 400 |
| 048 | 48 | 33.6 | 4.8 | 5520 | 417 |
| 060 | 60 | 42.0 | 6.0 | 8570 ¹⁾ | 420 |

1) Coil resistance $\pm 12\%$.

All figures are given for coil without pre-energization, at ambient temperature +23°C. Other coil voltages on request.



Coil Data, bistable coils

| | 1 coil | 2 coils |
|---|-------------------------------|---------|
| Magnetic system | polarized, bistable | |
| Coil voltage range | 5 to 24VDC | |
| Operative range, IEC 61810 | 2 | |
| Limiting voltage, % of rated coil voltage | 120% | 150% |
| Min./Max. energization duration | 30ms/1min at <10% duty factor | |
| Coil insulation system according UL | class F | |

Power PCB Relay RT1 Inrush (Continued)

Coil Data (continued)

Coil versions, bistable coil

| Coil code | Rated voltage VDC | Set voltage VDC | Reset voltage VDC | Coil resistance $\Omega \pm 10\%$ | Rated coil power mW |
|-------------------------|-------------------|-----------------|-------------------|-----------------------------------|---------------------|
| bistable, 1 coil | | | | | |
| A05 | 5 | 3.5 | 2.8 | 62 | 403 |
| A06 | 6 | 4.2 | 3.3 | 90 | 400 |
| A12 | 12 | 8.4 | 6.6 | 360 | 400 |
| A24 | 24 | 16.8 | 13.2 | 1440 | 400 |

bistable, 2 coils

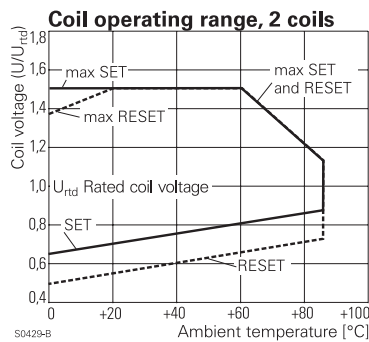
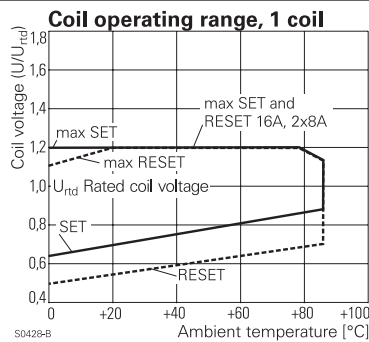
| | | | | | |
|-----|----|------|------|-----|-----|
| F05 | 5 | 3.5 | 2.8 | 42 | 595 |
| F06 | 6 | 4.2 | 3.3 | 55 | 655 |
| F12 | 12 | 8.4 | 6.6 | 240 | 600 |
| F24 | 24 | 16.8 | 13.2 | 886 | 650 |

All figures are given for coil without pre-energization, at ambient temperature +23°C. Other coil voltages on request.

Bistable coils - operation

| Version | 1 coil | | 2 coils | | |
|----------------|--------|----|---------|----|----|
| Coil terminals | A1 | A2 | A1 | A3 | A2 |
| Operate | + | - | + | + | - |
| Reset | - | + | - | + | - |

Contact position not defined at delivery



Insulation Data

| | |
|------------------------------------|----------------------|
| Initial dielectric strength | |
| between open contacts | 1000V _{rms} |
| between contact and coil | 5000V _{rms} |
| Clearance/creepage | |
| between contact and coil | ≥10/10mm |
| Material group of insulation parts | IIIa |
| Tracking index of relay base | PTI 250V |

Other Data

Material compliance: EU RoHS/ELV, China RoHS, REACH, Halogen content refer to the Product Compliance Support Center at www.te.com/customer-support/rohssupportcenter

Resistance to heat and fire
WG version according EN60335-1

Ambient temperature -40 to 85°C

Category of environmental protection
IEC 61810 RTII - flux proof
RTIII - sealed

Vibration resistance (functional),
form A/form B contact, 30 to 500Hz 20/5g
Shock resistance (destructive) 100g

Terminal type PCB-THT, plug-in²⁾

Weight 14g

Resistance to soldering heat THT, IEC 60068-2-20

RTII 270°C/10s

RTIII 260°C/5s

Packaging/unit tube/20 pcs., box/500 pcs.

2) socket available for 1 coil version only, see Accessories

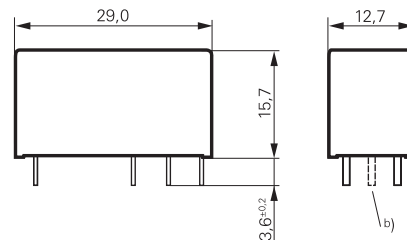
Accessories

For details see datasheet [Accessories Industrial Power Relay RT^{2\)}](#)

Socket available for 1 coil version only.

NOTE: indicated contact ratings and electrical endurance data for direct wiring of relays (according IEC 61810-1); for relays mounted on sockets deratings may apply.

Dimensions



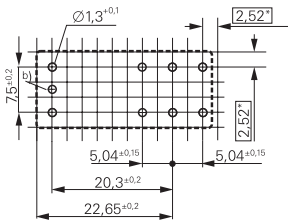
S0272-BC

Power PCB Relay RT1 Inrush (Continued)

PCB layout / terminal assignment

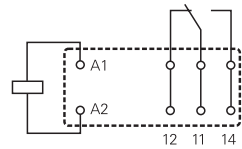
Bottom view on solder pins

16A, 1 form C (CO) contact, pinning 5mm



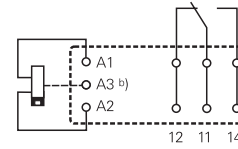
S0418-CM

monostable version



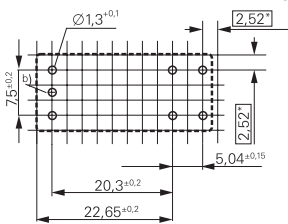
S0163-BE

bistable version a)



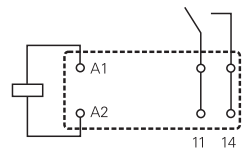
S0163-DI

16A, 1 form A (NO) contact, pinning 5mm



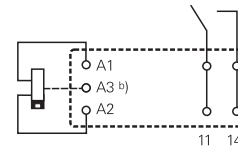
S0418-CV

monostable version



S0163-BF

bistable version a)

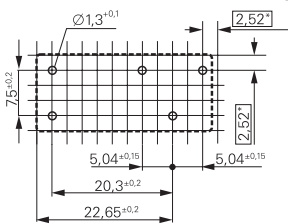


a) Indicated contact position during or after coil energization with reset voltage.

b) for 2 coil version only

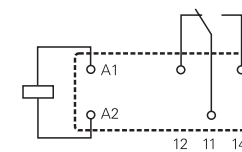
S0163-DPS

12A, 1 form C (CO) contact, pinning 5mm



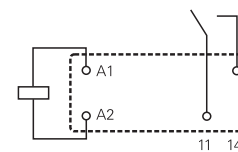
S0418-CN

monostable version, 1 form C (CO)



S0163-BC

monostable version, 1 form A (NO)



S0163-BD

*) With the recommended PCB hole sizes a grid pattern from 2.5mm to 2.54mm can be used.

Product code structure

Typical product code

RT 3 3 L 012

Type

Power PCB Relay RT1 Inrush

Version

- 3** 16A, pinning 5mm, flux proof
- D** 16A, pinning 5mm, sealed

Contact configuration

- 1** 1 form C (CO) contact
- 3** 1 form A (NO) contact

Contact material

- K** AgNi 90/10
- L** AgSnO₂

Coil

Coil code: please refer to coil versions table

Version

- Blank** Standard version
- WG** Product in accordance to IEC 60335-1

Power PCB Relay RT1 Inrush (Continued)

| Product code | Version | Contact material | Coil | Coil | Part Number |
|--------------|------------------|--------------------|------------------|-------|-------------|
| RT31L012 | 1 form C (CO) | AgSnO ₂ | Monostable | 12VDC | 7-1393239-3 |
| RT31L024 | 16A, pinning 5mm | | | 24VDC | 7-1393239-5 |
| RT31L048 | flux proof | | | 48VDC | 7-1393239-6 |
| RT33K012 | 1 form A (NO) | AgNi 90/10 | | 12VDC | 2-1393240-3 |
| RT33K024 | 16A, pinning 5mm | | | 24VDC | 2-1393240-4 |
| RT33KF12 | flux proof | | Bistable 2 coils | 12VDC | 1-1415540-1 |
| RT33L012 | | AgSnO ₂ | Monostable | | 3-1393240-3 |
| RT33L012WG | | | | | 2-1415538-2 |
| RT33L024 | | | | 24VDC | 3-1393240-5 |
| RT33LA12 | | | Bistable 1 coil | 12VDC | 2-1393240-7 |
| RT33LA24 | | | | 24VDC | 3-1415379-1 |
| RT33LF12 | | | Bistable 2 coils | 12VDC | 2-1393240-8 |
| RTD1L005 | 1 form C (CO) | AgSnO ₂ | Monostable | 5VDC | 1-1415537-7 |
| RTD1L012 | 16a, pinning 5mm | | | 12VDC | 5-1393238-6 |
| RTD1L024 | sealed | | | 24VDC | 8-1415398-1 |

Компания «Океан Электроники» предлагает заключение долгосрочных отношений при поставках импортных электронных компонентов на взаимовыгодных условиях!

Наши преимущества:

- Поставка оригинальных импортных электронных компонентов напрямую с производств Америки, Европы и Азии, а так же с крупнейших складов мира;
- Широкая линейка поставок активных и пассивных импортных электронных компонентов (более 30 млн. наименований);
- Поставка сложных, дефицитных, либо снятых с производства позиций;
- Оперативные сроки поставки под заказ (от 5 рабочих дней);
- Экспресс доставка в любую точку России;
- Помощь Конструкторского Отдела и консультации квалифицированных инженеров;
- Техническая поддержка проекта, помощь в подборе аналогов, поставка прототипов;
- Поставка электронных компонентов под контролем ВП;
- Система менеджмента качества сертифицирована по Международному стандарту ISO 9001;
- При необходимости вся продукция военного и аэрокосмического назначения проходит испытания и сертификацию в лаборатории (по согласованию с заказчиком);
- Поставка специализированных компонентов военного и аэрокосмического уровня качества (Xilinx, Altera, Analog Devices, Intersil, Interpoint, Microsemi, Actel, Aeroflex, Peregrine, VPT, Syfer, Eurofarad, Texas Instruments, MS Kennedy, Miteq, Cobham, E2V, MA-COM, Hittite, Mini-Circuits, General Dynamics и др.);

Компания «Океан Электроники» является официальным дистрибьютором и эксклюзивным представителем в России одного из крупнейших производителей разъемов военного и аэрокосмического назначения «JONHON», а так же официальным дистрибьютором и эксклюзивным представителем в России производителя высокотехнологичных и надежных решений для передачи СВЧ сигналов «FORSTAR».



JONHON

«JONHON» (основан в 1970 г.)

Разъемы специального, военного и аэрокосмического назначения:

(Применяются в военной, авиационной, аэрокосмической, морской, железнодорожной, горно- и нефтедобывающей отраслях промышленности)

«FORSTAR» (основан в 1998 г.)

ВЧ соединители, коаксиальные кабели, кабельные сборки и микроволновые компоненты:

(Применяются в телекоммуникациях гражданского и специального назначения, в средствах связи, РЛС, а так же военной, авиационной и аэрокосмической отраслях промышленности).



Телефон: 8 (812) 309-75-97 (многоканальный)

Факс: 8 (812) 320-03-32

Электронная почта: ocean@oceanchips.ru

Web: <http://oceanchips.ru/>

Адрес: 198099, г. Санкт-Петербург, ул. Калинина, д. 2, корп. 4, лит. А