

Aluminum Capacitors Axial Miniature High Voltage for E.L.B.

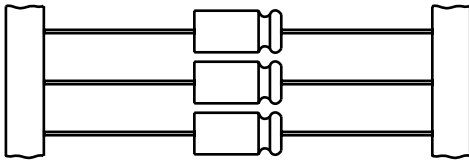
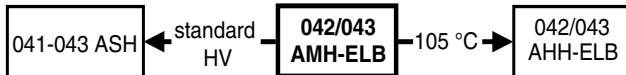


Fig.1 Component outlines



QUICK REFERENCE DATA	
DESCRIPTION	VALUE
Nominal case sizes ($\varnothing D \times L$ in mm)	12.5 x 30 to 18 x 38
Rated capacitance range, C_R	6.8 to 33 μF
Tolerance on C_R	- 10 to + 50 %
Rated voltage, U_R	450 V
Category temperature range	- 25 to + 85 °C
Endurance test at 85 °C	8000 hours
Useful life at 85 °C	20 000 hours
Useful life at 70 °C, I_R applied	100 000 hours
Shelf life at 0 V, 85 °C	500 hours
Based on sectional specification	IEC 60384-4/EN130300
Climatic category IEC 60068	25/085/56

FEATURES

- Polarized aluminum electrolytic capacitors, non-solid electrolyte
- Axial leads, cylindrical aluminum case, insulated with a blue sleeve
- Taped versions up to case $\varnothing 15 \times 30$ mm available for automatic insertion
- Useful life: 20 000 hours
- Stable under overvoltage conditions: 550 V for 24 hours at 85 °C
- High ripple current capability
- Smallest dimensions
- Lead (Pb)-free versions are RoHS compliant


RoHS*
COMPLIANT

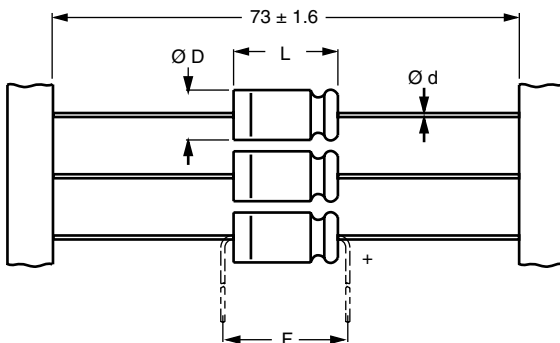
APPLICATIONS

- Electronic lighting ballast, power supply
- Smoothing, filtering, buffering at high voltages
- Boards with restricted mounting height, vibration and shock resistant

MARKING

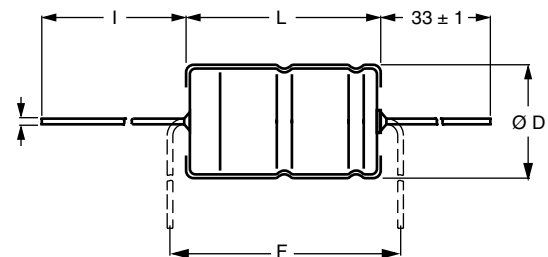
The capacitors are marked (where possible) with the following information:

- Rated capacitance (in μF)
- Tolerance on rated capacitance, code letter in accordance with IEC 60062 (T for - 10 to + 50 %)
- Rated voltage (in V)
- Upper category temperature (85 °C)
- Date code in accordance with IEC 60062
- Code for factory of origin
- Name of manufacturer
- Band to indicate the negative terminal
- '+' sign to identify the positive terminal
- Series number (042 or 043)

DIMENSIONS in millimeters AND AVAILABLE FORMS


Form BR: Taped on reel
case $\varnothing D \times L = 6.5 \times 18$ to 15×30 mm

Fig.2 Form BR



Form AA: Axial in box
case $\varnothing D \times L = 10 \times 30$ to 21×38 mm

Fig.3 Form AA

Table 1

AXIAL; DIMENSIONS in millimeters, MASS AND PACKAGING QUANTITIES									
NOMINAL CASE SIZE Ø D x L (mm)	CASE CODE	AXIAL: FORM AA and BR					MASS (g)	PACKAGING QUANTITIES	
		Ø d	l	Ø D _{max.}	L _{max.}	F _{min.}		FORM AA	FORM BR
12.5 x 30	01	0.8	55 ± 1	13.0	30.5	35	≈ 6.1	260	400
15 x 30	02	0.8	55 ± 1	15.5	30.5	35	≈ 8.3	200	250
18 x 30	03	0.8	55 ± 1	18.5	30.5	35	≈ 11.6	120	-
18 x 38	04	0.8	34 ± 1	18.5	39.5	44	≈ 16.0	125	-

Note

Detailed tape dimensions see section 'PACKAGING'.

ELECTRICAL DATA	
SYMBOL	DESCRIPTION
C _R	rated capacitance at 100 Hz, tolerance - 10/+ 50 %
I _R	rated RMS ripple current at 10 kHz, 85 °C
I _{L5}	max. leakage current after 5 minutes at U _R
ESR	typ/max. equivalent series resistance at 100 Hz
Z	typ/max. impedance at 10 kHz

ORDERING EXAMPLE

Electrolytic capacitor 042 series

10 µF/450 V; - 10/+ 50 %

Nominal case size: Ø 12.5 x 30 mm; Form BR

Ordering code: MAL204282109E3

Former 12NC: 2222 042 82109

NoteUnless otherwise specified, all electrical values in table 2 apply at
T_{amb} = 20 °C, P = 86 to 106 kPa, RH = 45 to 75 %.

Table 2

ELECTRICAL DATA AND ORDERING INFORMATION										
U _R (V)	C _R 100 Hz (µF)	NOMINAL CASE SIZE Ø D x L (mm)	I _R 10 kHz 85 °C (mA)	I _{L5} 5 min (µA)	ESR TYP. 100 Hz (Ω)	ESR MAX. 100 Hz (Ω)	Z TYP. 10 kHz (Ω)	Z MAX. 10 kHz (Ω)	ORDERING CODE MAL2.....	
									AXIAL	
									IN BOX FORM AA	TAPED ON REEL FORM BR
450	6.8	12.5 x 30	540	106	3.8	8.3	2.8	4.8	04281688E3	04282688E3
	10	12.5 x 30	710	110	2.6	5.6	1.8	3.1	04281109E3	04282109E3
	15	15 x 30	910	115	1.7	3.7	1.2	2.1	04281159E3	04282159E3
	22	18 x 30	1190	120	1.1	2.4	0.9	1.4	04281229E3	-
	33	18 x 38	1610	130	0.8	1.7	0.6	1.0	04381339E3	-

ADDITIONAL ELECTRICAL DATA		
PARAMETER	CONDITIONS	VALUE
Voltage		
Surge voltage	U _R = 450 V	U _s ≤ 550 V
Overvoltage test	24 hours at 85 °C	550 V ⁽¹⁾
Reverse voltage		U _{rev} ≤ 1 V
Current		
Leakage current	After 1 minute	I _{L1} ≤ 0.009 x C _R x U _R + 200 µA
	After 5 minutes	I _{L5} ≤ 0.002 x C _R x U _R + 100 µA
Inductance		
Equivalent series inductance	Case Ø D x L in mm:	
	12.5 x 30	typ. 46 nH
	15 x 30	typ. 48 nH
	18 x 30	typ. 50 nH
	18 x 38	typ. 54 nH

Note⁽¹⁾Test conditions on request.



CAPACITANCE (C)

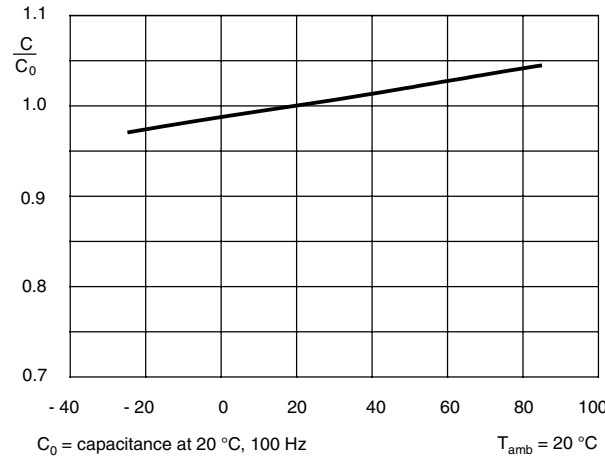
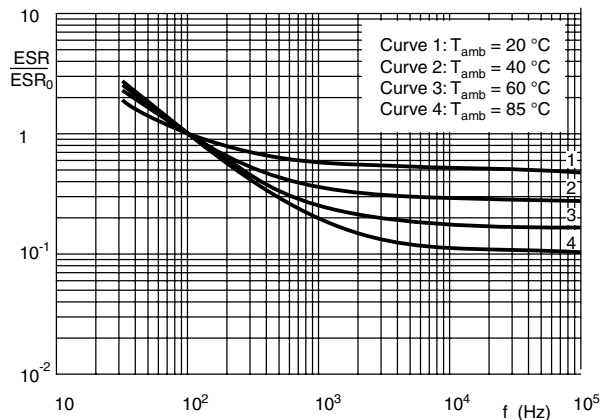


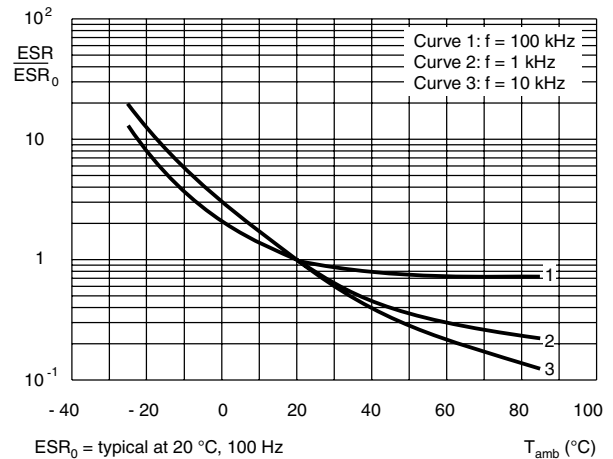
Fig.8 Typical multiplier of capacitance as a function of ambient temperature

EQUIVALENT SERIES RESISTANCE (ESR)



ESR_0 = typical at 20 °C, 100 Hz

Fig.6 Typical multiplier of ESR as a function of frequency at different ambient temperatures



ESR_0 = typical at 20 °C, 100 Hz

Fig.5 Typical multiplier of ESR as a function of ambient temperature at different frequencies

IMPEDANCE (Z)

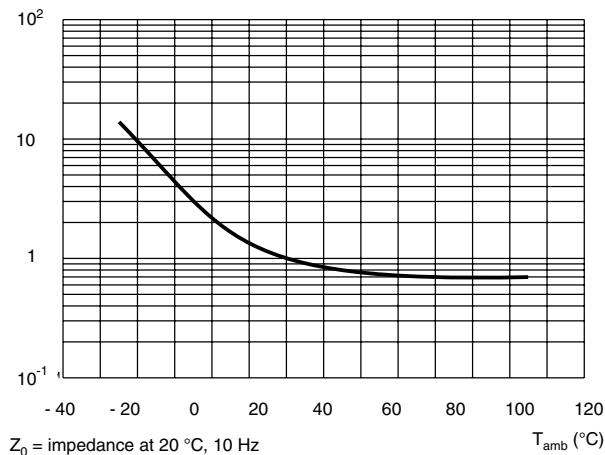


Fig.7 Typical multiplier of impedance as a function of ambient temperature

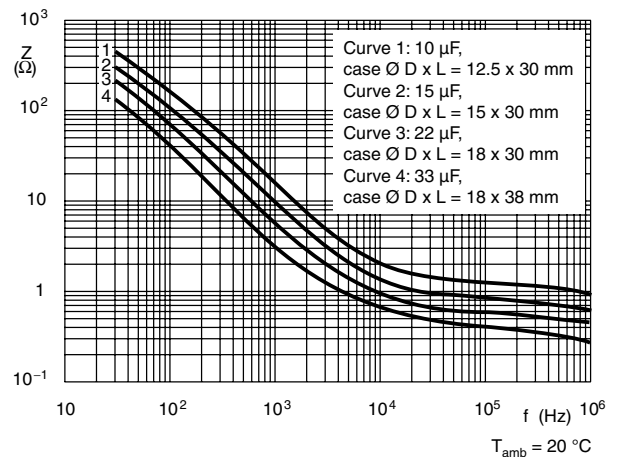


Fig.8 Typical impedance as a function of frequency

RIPPLE CURRENT AND USEFUL LIFE

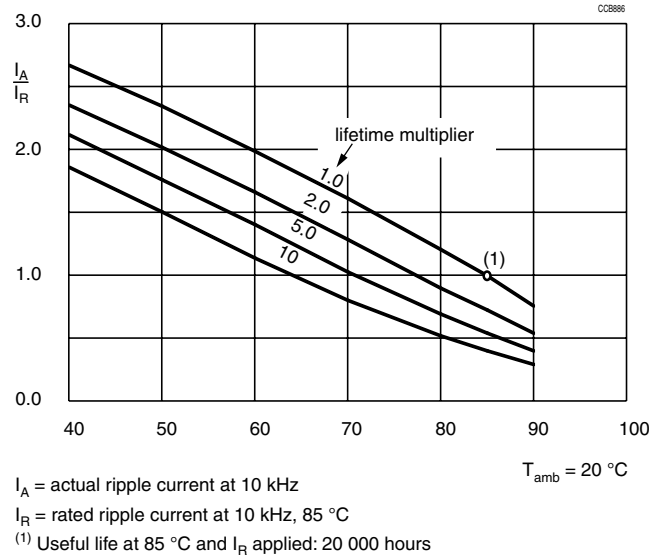


Fig.9 Multiplier of useful life as a function of ambient temperature and ripple current load

Table 3

MULTIPLIER OF RIPPLE CURRENT (I_R) AS A FUNCTION OF FREQUENCY	
FREQUENCY (Hz)	I_R MULTIPLIER
50	0.22
100	0.30
300	0.49
1000	0.72
3000	0.89
$\geq 10\ 000$	1.00

Note

Formula (1) should be used to calculate the actual ripple current at 10 kHz (see Fig. 9) when multiple frequencies are present. For an example of the values 100 Hz and 50 kHz:

$$I_A = \sqrt{\left(\frac{I(100\text{ Hz})}{0.30}\right)^2 + \left(\frac{I(50\text{ kHz})}{1.0}\right)^2} \quad (1)$$



Table 4

TEST PROCEDURES AND REQUIREMENTS			
TEST		PROCEDURE (quick reference)	REQUIREMENTS
NAME OF TEST	REFERENCE		
Endurance	IEC 60384-4/ EN130300 subclause 4.13	$T_{amb} = 85\text{ }^{\circ}\text{C}$; U_R applied; 8000 hours	$\Delta C/C: \pm 10\%$ $\tan \delta \leq 1.3 \times \text{spec. limit}$ $Z \leq 2 \times \text{spec. limit}$ $I_{L5} \leq \text{spec. limit}$
Useful life	CECC 30301 subclause 1.8.1	$T_{amb} = 85\text{ }^{\circ}\text{C}$; U_R and I_R applied; 20 000 hours	$\Delta C/C: \pm 30\%$ $\tan \delta \leq 3 \times \text{spec. limit}$ $Z \leq 3 \times \text{spec. limit}$ $I_{L5} \leq \text{spec. limit}$ no short or open circuit total failure percentage: $\leq 3\%$
Shelf life (storage at high temperature)	IEC 60384-4/ EN130300 subclause 4.17	$T_{amb} = 85\text{ }^{\circ}\text{C}$; no voltage applied; 500 hours after test: U_R to be applied for 30 minutes, 24 to 48 hours before measurement	$\Delta C/C, \tan \delta, Z$: for requirements see 'Endurance test' above $I_{L5} \leq 2 \times \text{spec. limit}$



Disclaimer

All product specifications and data are subject to change without notice.

Vishay Intertechnology, Inc., its affiliates, agents, and employees, and all persons acting on its or their behalf (collectively, "Vishay"), disclaim any and all liability for any errors, inaccuracies or incompleteness contained herein or in any other disclosure relating to any product.

Vishay disclaims any and all liability arising out of the use or application of any product described herein or of any information provided herein to the maximum extent permitted by law. The product specifications do not expand or otherwise modify Vishay's terms and conditions of purchase, including but not limited to the warranty expressed therein, which apply to these products.

No license, express or implied, by estoppel or otherwise, to any intellectual property rights is granted by this document or by any conduct of Vishay.

The products shown herein are not designed for use in medical, life-saving, or life-sustaining applications unless otherwise expressly indicated. Customers using or selling Vishay products not expressly indicated for use in such applications do so entirely at their own risk and agree to fully indemnify Vishay for any damages arising or resulting from such use or sale. Please contact authorized Vishay personnel to obtain written terms and conditions regarding products designed for such applications.

Product names and markings noted herein may be trademarks of their respective owners.

Компания «Океан Электроники» предлагает заключение долгосрочных отношений при поставках импортных электронных компонентов на взаимовыгодных условиях!

Наши преимущества:

- Поставка оригинальных импортных электронных компонентов напрямую с производств Америки, Европы и Азии, а так же с крупнейших складов мира;
- Широкая линейка поставок активных и пассивных импортных электронных компонентов (более 30 млн. наименований);
- Поставка сложных, дефицитных, либо снятых с производства позиций;
- Оперативные сроки поставки под заказ (от 5 рабочих дней);
- Экспресс доставка в любую точку России;
- Помощь Конструкторского Отдела и консультации квалифицированных инженеров;
- Техническая поддержка проекта, помощь в подборе аналогов, поставка прототипов;
- Поставка электронных компонентов под контролем ВП;
- Система менеджмента качества сертифицирована по Международному стандарту ISO 9001;
- При необходимости вся продукция военного и аэрокосмического назначения проходит испытания и сертификацию в лаборатории (по согласованию с заказчиком);
- Поставка специализированных компонентов военного и аэрокосмического уровня качества (Xilinx, Altera, Analog Devices, Intersil, Interpoint, Microsemi, Actel, Aeroflex, Peregrine, VPT, Syfer, Eurofarad, Texas Instruments, MS Kennedy, Miteq, Cobham, E2V, MA-COM, Hittite, Mini-Circuits, General Dynamics и др.);

Компания «Океан Электроники» является официальным дистрибьютором и эксклюзивным представителем в России одного из крупнейших производителей разъемов военного и аэрокосмического назначения «JONHON», а так же официальным дистрибьютором и эксклюзивным представителем в России производителя высокотехнологичных и надежных решений для передачи СВЧ сигналов «FORSTAR».



JONHON

«JONHON» (основан в 1970 г.)

Разъемы специального, военного и аэрокосмического назначения:

(Применяются в военной, авиационной, аэрокосмической, морской, железнодорожной, горно- и нефтедобывающей отраслях промышленности)

«FORSTAR» (основан в 1998 г.)

ВЧ соединители, коаксиальные кабели, кабельные сборки и микроволновые компоненты:

(Применяются в телекоммуникациях гражданского и специального назначения, в средствах связи, РЛС, а так же военной, авиационной и аэрокосмической отраслях промышленности).



Телефон: 8 (812) 309-75-97 (многоканальный)

Факс: 8 (812) 320-03-32

Электронная почта: ocean@oceanchips.ru

Web: <http://oceanchips.ru/>

Адрес: 198099, г. Санкт-Петербург, ул. Калинина, д. 2, корп. 4, лит. А