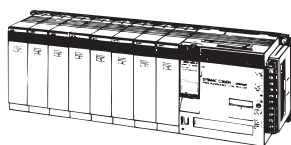


Host Link Cables (RS-232C Cables for Programmable Controller)


XW2Z-□□□P-V/S-V/S-CV/T

CSM_XW2Z-___P-V_S-V_S-CV_T_DS_E_1_1

Ideal Cables for between Programmable Controllers and Host Computers



- SYSMAC PLC**
- CQM1
 - C Series
 - CV Series
 - CVM1



XW2Z Host Link Cable

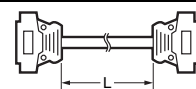


- Host**
- Personal computer
 - Factory Intelligent Terminal
 - Programmable Terminal

Ordering Information

SYSMAC PLC Units	SYSMAC Host Link Cable (RS-232C Cable for Programmable Controllers)			Host
	Wiring patterns	Cable length L *	Model	
C20-LK201-V1 C500-LK203 C500-LK201-V1 C120-LK201-V1 C200H-LK201 CV500-LK201 (Port 1, full-duplex mode)		2 m	XW2Z-200P-V	Personal computer: IBM PC/AT or compatible
		5 m	XW2Z-500P-V	
C200HS-CPU31/33/21/23 CQM1-CPU21 CQM1-CPU41 CQM1-CPU42 CQM1-CPU43 CQM1-CPU44 CV500/1000/2000 CVM1 CV500-LK201 (Communications port 2) C200HE-CPU42 C200HG-CPU43/63 C200HX-CPU44/64 C200HW-COM02 C200HW-COM04 C200HW-COM05 C200HW-COM06 CPM1-CIF01		2 m	XW2Z-200S-V	
		5 m	XW2Z-500S-V	
CJ-series CPU Units CS-series CPU Units Serial Communications Unit		2 m	XW2Z-200S-CV	
		5 m	XW2Z-500S-CV	
SYSMAC PLC Units	Programmable Terminal (PT): NT20S Cable			Host
Wiring patterns	Cable length L *	Model		
CQM1-CPU21 CQM1-CPU41 CQM1-CPU42 CQM1-CPU43 CQM1-CPU44 (Units with RS-232C port) C200HS-CPU31/33/21/23 CV500/1000/2000-CPU01 CVM1-CPU01/11 CV500-LK201 (Communications port 2) C200HE-CPU42 C200HG-CPU43/63 C200HX-CPU44/64 C200HW-COM02 C200HW-COM04 C200HW-COM05 C200HW-COM06 CPM1-CIF01		2 m	XW2Z-200T	Programmable Terminal (PT): NT20S NT600S/NT620S/ NT620C NT30/NT30C
		5 m	XW2Z-500T	

*Cable length L



Ratings and Specifications

Item	Type	XW2Z-□P/S/T
Rated current		1 A
Rated voltage		125 VAC
Contact resistance		15 mΩ max. (at 20 mV, 100 mA max.) *1
Insulation resistance		100 MΩ min. (at 500 VDC)
Dielectric strength		500 VAC for 1 min (leakage current: 1 mA max.) *2
Degree of protection		IP00
Electrical protection class		Class 0
Ambient operating temperature		-25 to 80°C

*1. Contact resistance of the Connector.

*2. Dielectric strength of the Connector.

Materials and Finish

Item	Part name		Materials and finish	
Connectors	XM2A-0901 XM2A-2501	Housing	Polyamide resin (UL94V-0)/milky white	
		Contacts	Mating ends	Brass/nickel base, 0.2-μm gold plating
			Terminals	
	Shell	Steel/nickel plated		
	XM2S-0911/2511	Housing	ABS resin/nickel plated	
Cable	UL2464 Interface Cable		AWG28 or the equivalent	

Read and Understand This Catalog

Please read and understand this catalog before purchasing the products. Please consult your OMRON representative if you have any questions or comments.

Warranty and Limitations of Liability

WARRANTY

OMRON's exclusive warranty is that the products are free from defects in materials and workmanship for a period of one year (or other period if specified) from date of sale by OMRON.

OMRON MAKES NO WARRANTY OR REPRESENTATION, EXPRESS OR IMPLIED, REGARDING NON-INFRINGEMENT, MERCHANTABILITY, OR FITNESS FOR PARTICULAR PURPOSE OF THE PRODUCTS. ANY BUYER OR USER ACKNOWLEDGES THAT THE BUYER OR USER ALONE HAS DETERMINED THAT THE PRODUCTS WILL SUITABLY MEET THE REQUIREMENTS OF THEIR INTENDED USE. OMRON DISCLAIMS ALL OTHER WARRANTIES, EXPRESS OR IMPLIED.

LIMITATIONS OF LIABILITY

OMRON SHALL NOT BE RESPONSIBLE FOR SPECIAL, INDIRECT, OR CONSEQUENTIAL DAMAGES, LOSS OF PROFITS OR COMMERCIAL LOSS IN ANY WAY CONNECTED WITH THE PRODUCTS, WHETHER SUCH CLAIM IS BASED ON CONTRACT, WARRANTY, NEGLIGENCE, OR STRICT LIABILITY.

In no event shall the responsibility of OMRON for any act exceed the individual price of the product on which liability is asserted.

IN NO EVENT SHALL OMRON BE RESPONSIBLE FOR WARRANTY, REPAIR, OR OTHER CLAIMS REGARDING THE PRODUCTS UNLESS OMRON'S ANALYSIS CONFIRMS THAT THE PRODUCTS WERE PROPERLY HANDLED, STORED, INSTALLED, AND MAINTAINED AND NOT SUBJECT TO CONTAMINATION, ABUSE, MISUSE, OR INAPPROPRIATE MODIFICATION OR REPAIR.

Application Considerations

SUITABILITY FOR USE

OMRON shall not be responsible for conformity with any standards, codes, or regulations that apply to the combination of products in the customer's application or use of the products.

At the customer's request, OMRON will provide applicable third party certification documents identifying ratings and limitations of use that apply to the products. This information by itself is not sufficient for a complete determination of the suitability of the products in combination with the end product, machine, system, or other application or use.

The following are some examples of applications for which particular attention must be given. This is not intended to be an exhaustive list of all possible uses of the products, nor is it intended to imply that the uses listed may be suitable for the products:

- Outdoor use, uses involving potential chemical contamination or electrical interference, or conditions or uses not described in this catalog.
- Nuclear energy control systems, combustion systems, railroad systems, aviation systems, medical equipment, amusement machines, vehicles, safety equipment, and installations subject to separate industry or government regulations.
- Systems, machines, and equipment that could present a risk to life or property.

Please know and observe all prohibitions of use applicable to the products.

NEVER USE THE PRODUCTS FOR AN APPLICATION INVOLVING SERIOUS RISK TO LIFE OR PROPERTY WITHOUT ENSURING THAT THE SYSTEM AS A WHOLE HAS BEEN DESIGNED TO ADDRESS THE RISKS, AND THAT THE OMRON PRODUCTS ARE PROPERLY RATED AND INSTALLED FOR THE INTENDED USE WITHIN THE OVERALL EQUIPMENT OR SYSTEM.

PROGRAMMABLE PRODUCTS

OMRON shall not be responsible for the user's programming of a programmable product, or any consequence thereof.

Disclaimers

CHANGE IN SPECIFICATIONS

Product specifications and accessories may be changed at any time based on improvements and other reasons.

It is our practice to change model numbers when published ratings or features are changed, or when significant construction changes are made. However, some specifications of the products may be changed without any notice. When in doubt, special model numbers may be assigned to fix or establish key specifications for your application on your request. Please consult with your OMRON representative at any time to confirm actual specifications of purchased products.

DIMENSIONS AND WEIGHTS

Dimensions and weights are nominal and are not to be used for manufacturing purposes, even when tolerances are shown.

PERFORMANCE DATA

Performance data given in this catalog is provided as a guide for the user in determining suitability and does not constitute a warranty. It may represent the result of OMRON's test conditions, and the users must correlate it to actual application requirements. Actual performance is subject to the OMRON Warranty and Limitations of Liability.

ERRORS AND OMISSIONS

The information in this document has been carefully checked and is believed to be accurate; however, no responsibility is assumed for clerical, typographical, or proofreading errors, or omissions.

2008.1

In the interest of product improvement, specifications are subject to change without notice.

OMRON Corporation
Industrial Automation Company

<http://www.ia.omron.com/>

(c)Copyright OMRON Corporation 2008 All Right Reserved.

Mouser Electronics

Authorized Distributor

Click to View Pricing, Inventory, Delivery & Lifecycle Information:

Omron:

[XW2Z-200T](#) [XW2Z-200S-CV](#)

Компания «Океан Электроники» предлагает заключение долгосрочных отношений при поставках импортных электронных компонентов на взаимовыгодных условиях!

Наши преимущества:

- Поставка оригинальных импортных электронных компонентов напрямую с производств Америки, Европы и Азии, а так же с крупнейших складов мира;
- Широкая линейка поставок активных и пассивных импортных электронных компонентов (более 30 млн. наименований);
- Поставка сложных, дефицитных, либо снятых с производства позиций;
- Оперативные сроки поставки под заказ (от 5 рабочих дней);
- Экспресс доставка в любую точку России;
- Помощь Конструкторского Отдела и консультации квалифицированных инженеров;
- Техническая поддержка проекта, помощь в подборе аналогов, поставка прототипов;
- Поставка электронных компонентов под контролем ВП;
- Система менеджмента качества сертифицирована по Международному стандарту ISO 9001;
- При необходимости вся продукция военного и аэрокосмического назначения проходит испытания и сертификацию в лаборатории (по согласованию с заказчиком);
- Поставка специализированных компонентов военного и аэрокосмического уровня качества (Xilinx, Altera, Analog Devices, Intersil, Interpoint, Microsemi, Actel, Aeroflex, Peregrine, VPT, Syfer, Eurofarad, Texas Instruments, MS Kennedy, Miteq, Cobham, E2V, MA-COM, Hittite, Mini-Circuits, General Dynamics и др.);

Компания «Океан Электроники» является официальным дистрибьютором и эксклюзивным представителем в России одного из крупнейших производителей разъемов военного и аэрокосмического назначения «JONHON», а так же официальным дистрибьютором и эксклюзивным представителем в России производителя высокотехнологичных и надежных решений для передачи СВЧ сигналов «FORSTAR».



JONHON

«JONHON» (основан в 1970 г.)

Разъемы специального, военного и аэрокосмического назначения:

(Применяются в военной, авиационной, аэрокосмической, морской, железнодорожной, горно- и нефтедобывающей отраслях промышленности)

«FORSTAR» (основан в 1998 г.)

ВЧ соединители, коаксиальные кабели, кабельные сборки и микроволновые компоненты:

(Применяются в телекоммуникациях гражданского и специального назначения, в средствах связи, РЛС, а так же военной, авиационной и аэрокосмической отраслях промышленности).



Телефон: 8 (812) 309-75-97 (многоканальный)

Факс: 8 (812) 320-03-32

Электронная почта: ocean@oceanchips.ru

Web: <http://oceanchips.ru/>

Адрес: 198099, г. Санкт-Петербург, ул. Калинина, д. 2, корп. 4, лит. А