



1 Form A 16A power relay for micro wave oven

LE RELAYS (ALE)



TMP type

PCB type

RoHS compliant

Protective construction: Flux-resistant type

FEATURES

1. Supports magnetron and heater loads

Capable for switching magnetron and heater loads found in microwave ovens.

2. Excellent heat resistance

Ambient temperature: up to 85°C 185°F
 Certified UL coil insulation class B and class F

3. High insulation resistance

- Creepage distance and clearances between contact and coil:
 Clearance Min. 8 mm .315 inch
 Creepage Min. 9.5 mm .374 inch
- Surge withstand voltage: 10,000V

4. Low operating power

Nominal operating power: 400mW/200mW (High sensitive type)

5. A wide variety of types

Product line consists of 4 types with different shapes and pins

6. Conforms to the various safety standards:

UL, CSA, TÜV and VDE approved
 UL, CSA and VDE approved (PCB type)

TYPICAL APPLICATIONS

1. Microwave ovens
2. Refrigerators
3. OA equipment

ORDERING INFORMATION



Notes: • Certified by UL, CSA, TÜV and VDE (TMP type).
 • Certified by UL, CSA and VDE (PCB type).

TYPES

1. Standard type

| Contact arrangement | Nominal coil voltage | TMP type | | | PCB type (No tab terminals) |
|---------------------|----------------------|---|--------------------------|-------------------------|--------------------------------|
| | | PCB side three terminals (includes one dummy terminal) | PCB side three terminals | PCB side four terminals | |
| | | Part No. | Part No. | Part No. | |
| 1 Form A | 5V DC | ALE12○05 | ALE13○05 | ALE14○05 | ALE1P○05 |
| | 6V DC | ALE12○06 | ALE13○06 | ALE14○06 | ALE1P○06 |
| | 9V DC | ALE12○09 | ALE13○09 | ALE14○09 | ALE1P○09 |
| | 12V DC | ALE12○12 | ALE13○12 | ALE14○12 | ALE1P○12 |
| | 18V DC | ALE12○18 | ALE13○18 | ALE14○18 | ALE1P○18 |
| | 24V DC | ALE12○24 | ALE13○24 | ALE14○24 | ALE1P○24 |
| | 48V DC | ALE12○48 | ALE13○48 | ALE14○48 | ALE1P○48 |

Standard packing; Carton: 100 pcs. Case 500 pcs.

○: Input the following letter. Class B: B, Class F: F

2. High sensitive type

| Contact arrangement | Nominal coil voltage | TMP type | | | PCB type (No tab terminals) |
|--|----------------------|---|--------------------------|-------------------------|--------------------------------|
| | | PCB side three terminals (includes one dummy terminal) | PCB side three terminals | PCB side four terminals | |
| | | Part No. | Part No. | Part No. | |
| 1 Form A (High sensitivity: 200mW) | 5V DC | ALE72○05 | ALE73○05 | ALE74○05 | ALE7P○05 |
| | 6V DC | ALE72○06 | ALE73○06 | ALE74○06 | ALE7P○06 |
| | 9V DC | ALE72○09 | ALE73○09 | ALE74○09 | ALE7P○09 |
| | 12V DC | ALE72○12 | ALE73○12 | ALE74○12 | ALE7P○12 |
| | 18V DC | ALE72○18 | ALE73○18 | ALE74○18 | ALE7P○18 |
| | 24V DC | ALE72○24 | ALE73○24 | ALE74○24 | ALE7P○24 |
| | 48V DC | ALE72○48 | ALE73○48 | ALE74○48 | ALE7P○48 |

Standard packing; Carton: 100 pcs. Case 500 pcs.

○: Input the following letter. Class B: B, Class F: F

RATING

1. Coil data

1) Standard type

| Nominal coil voltage | Pick-up voltage (at 20°C 68°F) | Drop-out voltage (at 20°C 68°F) | Nominal operating current [±10%] (at 20°C 68°F) | Coil resistance [±10%] (at 20°C 68°F) | Nominal operating power (at 20°C 68°F) | Max. applied voltage (at 20°C 68°F) |
|----------------------|--|---|--|--|---|--|
| 5V DC | 75%V or less of nominal voltage (Initial) | 5%V or more of nominal voltage (Initial) | 80 mA | 63Ω | 400mW | 7.25V DC |
| 6V DC | | | 66.7mA | 90Ω | | 8.7 V DC |
| 9V DC | | | 44.4mA | 203Ω | | 13.05V DC |
| 12V DC | | | 33.3mA | 360Ω | | 17.4 V DC |
| 18V DC | | | 22.2mA | 810Ω | | 26.1 V DC |
| 24V DC | | | 16.7mA | 1,440Ω | | 34.8 V DC |
| 48V DC | | | 8.3mA | 5,760Ω | | 69.6 V DC |

2) High sensitive type

| Nominal coil voltage | Pick-up voltage (at 20°C 68°F) | Drop-out voltage (at 20°C 68°F) | Nominal operating current [±10%] (at 20°C 68°F) | Coil resistance [±10%] (at 20°C 68°F) | Nominal operating power (at 20°C 68°F) | Max. applied voltage (at 20°C 68°F) |
|----------------------|--|---|--|--|---|--|
| 5V DC | 75%V or less of nominal voltage (Initial) | 5%V or more of nominal voltage (Initial) | 40 mA | 125Ω | 200mW | 7.25V DC |
| 6V DC | | | 33.3mA | 180Ω | | 8.7 V DC |
| 9V DC | | | 22.2mA | 405Ω | | 13.05V DC |
| 12V DC | | | 16.7mA | 720Ω | | 17.4 V DC |
| 18V DC | | | 11.1mA | 1,620Ω | | 26.1 V DC |
| 24V DC | | | 8.3mA | 2,880Ω | | 34.8 V DC |
| 48V DC | | | 4.2mA | 11,520Ω | | 69.6 V DC |

2. Specifications

| Characteristics | Item | Specifications | |
|--|---|--|--|
| Contact | Arrangement | 1 Form A | |
| | Contact resistance (Initial) | Max. 100 mΩ (By voltage drop 6 V DC 1A) | |
| | Contact material | AgSnO ₂ type | |
| Rating | Nominal switching capacity (resistive load) | 16A 277V AC | |
| | Max. switching power (resistive load) | 4,432VA | |
| | Max. switching voltage | 277V AC | |
| | Max. switching current | 16A | |
| | Nominal operating power | 400mW (Standard type), 200mW (High sensitive type) | |
| | Min. switching capacity (reference value)*1 | 100mA, 5V DC | |
| | Electrical characteristics | Insulation resistance (Initial) | Min. 1,000MΩ (at 500V DC) Measurement at same location as "Breakdown voltage" section. |
| Breakdown voltage (Initial) | | Between open contacts | 1,000 Vrms for 1 min. (Detection current: 10 mA) |
| | | Between contact and coil | 4,000 Vrms for 1 min. (Detection current: 10 mA) |
| Temperature rise (coil) | | Max. 55°C 131°F, Max. 45°C 113°F (200mW type) (By resistive method, nominal coil voltage applied to the coil; contact carrying current: 16A, at 20°C 68°F) | |
| Surge breakdown voltage*2 (Between contact and coil) (Initial) | | 10,000 V | |
| Operate time (at nominal voltage) (at 20°C 68°F) | | Max. 20 ms (excluding contact bounce time.) | |
| Release time (at nominal voltage) (at 20°C 68°F) | | Max. 20 ms, Max. 25 ms (200mW type) (excluding contact bounce time) (With diode) | |
| Mechanical characteristics | Shock resistance | Functional | 200 m/s ² (Half-wave pulse of sine wave: 11 ms; detection time: 10μs.) |
| | | Destructive | 1,000 m/s ² (Half-wave pulse of sine wave: 6 ms.) |
| | Vibration resistance | Functional | 10 to 55 Hz at double amplitude of 1.5 mm (Detection time: 10μs.) |
| | | Destructive | 10 to 55 Hz at double amplitude of 1.5 mm |
| Expected life | Mechanical (at 180 times/min.) | Min. 2×10 ⁶ | |
| | Electrical (at 20 times/min.) | Min. 10 ⁵ (at resistive load) | |
| Conditions | Conditions for operation, transport and storage*3 | Ambient temperature: -40°C to +85°C -40°F to +185°F; Humidity: 5 to 85% R.H. (Not freezing and condensing at low temperature) | |
| | Max. operating speed | 20 times/min. (at nominal switching capacity) | |
| Unit weight | | Approx. 17 g .60 oz, Approx. 15 g .53 oz (PCB type) | |

* Specifications will vary with foreign standards certification ratings.

Notes: *1. This value can change due to the switching frequency, environmental conditions, and desired reliability level, therefore it is recommended to check this with the actual load.

*2. Wave is standard shock voltage of ±1.2×50μs according to JEC-212-1981

*3. The upper limit of the ambient temperature is the maximum temperature that can satisfy the coil temperature rise value. Refer to Usage, transport and storage conditions in NOTES.

REFERENCE DATA

1.-(1) Coil temperature rise (400mW type)

Sample: ALE14B12, 6 pcs.
Point measured: coil inside
Ambient temperature: 25°C 77°F, 85°C 185°F



1.-(2) Coil temperature rise (200mW type)

Sample: ALE74B12, 6 pcs.
Point measured: coil inside
Ambient temperature: 23.7°C 74.66°F, 85°C 185°F



2. Life curve



LE (ALE)

3. Electrical life test (16 A 277 V AC, resistive load)

Sample: ALE14B12, 6 pcs.

Operation frequency: 20 times/min.

(ON/OFF = 1.5s: 1.5s)

Ambient temperature: Room temperature

Circuit:



DIMENSIONS (mm inch)

The CAD data of the products with a **CAD Data** mark can be downloaded from: <http://industrial.panasonic.com/ac/e/>

1) TMP type

1) PCB side three terminals
(includes one dummy terminal)

CAD Data



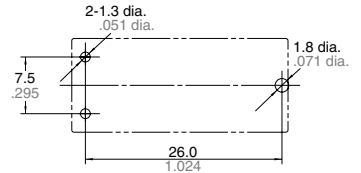
External dimensions



Dimension:
 Less than 1mm .039inch: $\pm 0.1 \pm 0.004$
 Min. 1mm .039inch
 less than 3mm .118 inch: $\pm 0.2 \pm 0.008$
 Min. 3mm .118 inch: $\pm 0.3 \pm 0.012$

Tolerance
 Less than 1mm .039inch: $\pm 0.1 \pm 0.004$
 Min. 1mm .039inch
 less than 3mm .118 inch: $\pm 0.2 \pm 0.008$
 Min. 3mm .118 inch: $\pm 0.3 \pm 0.012$

PC board pattern (Bottom view)



Tolerance: $\pm 0.1 \pm 0.004$

Schematic (Bottom view)



2) PCB side three terminals

CAD Data

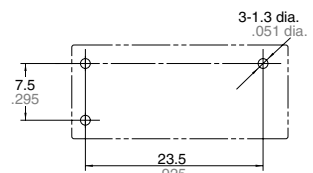
External dimensions



Dimension:
 Less than 1mm .039inch: $\pm 0.1 \pm 0.004$
 Min. 1mm .039inch
 less than 3mm .118 inch: $\pm 0.2 \pm 0.008$
 Min. 3mm .118 inch: $\pm 0.3 \pm 0.012$

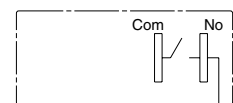
Tolerance
 Less than 1mm .039inch: $\pm 0.1 \pm 0.004$
 Min. 1mm .039inch
 less than 3mm .118 inch: $\pm 0.2 \pm 0.008$
 Min. 3mm .118 inch: $\pm 0.3 \pm 0.012$

PC board pattern (Bottom view)



Tolerance: $\pm 0.1 \pm 0.004$

Schematic (Bottom view)



3) PCB side four terminals

CAD Data

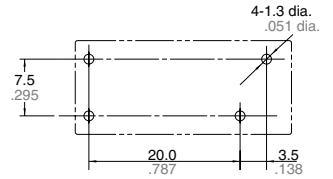
External dimensions



Dimension:
 Less than 1mm .039inch: $\pm 0.1 \pm 0.004$
 Min. 1mm .039inch
 less than 3mm .118 inch: $\pm 0.2 \pm 0.008$
 Min. 3mm .118 inch: $\pm 0.3 \pm 0.012$

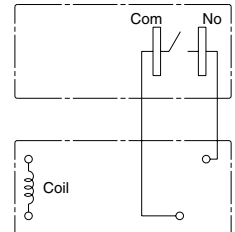
Tolerance

PC board pattern (Bottom view)



Tolerance: $\pm 0.1 \pm 0.004$

Schematic (Bottom view)

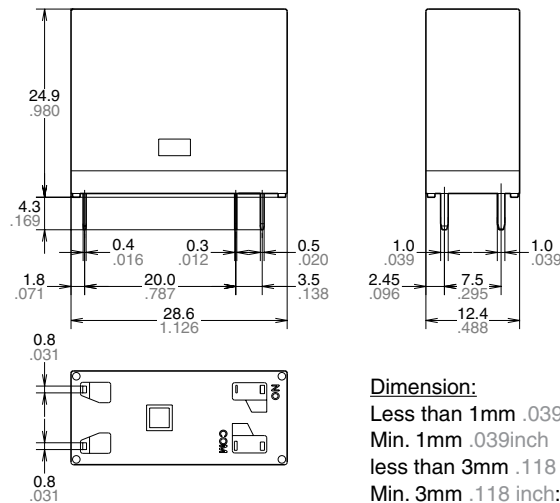


2. PCB type
(No tab terminals)

CAD Data



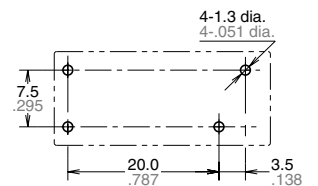
External dimensions



Dimension:
 Less than 1mm .039inch: $\pm 0.1 \pm 0.004$
 Min. 1mm .039inch
 less than 3mm .118 inch: $\pm 0.2 \pm 0.008$
 Min. 3mm .118 inch: $\pm 0.3 \pm 0.012$

Tolerance

PC board pattern (Bottom view)



Tolerance: $\pm 0.1 \pm 0.004$

Schematic (Bottom view)



SAFETY STANDARDS

| UL/C-UL (Recognized) | | CSA (Certified) | | VDE (Certified) | | TV rating (UL/CSA) | | TÜV (Certified) | |
|----------------------|--|-----------------|--|-----------------|--|--------------------------------|--------|----------------------|--|
| File No. | Contact rating | File No. | Contact rating | File No. | Contact rating | File No. | Rating | File No. | Rating |
| E43149 | 16A 277V AC 16A 30V DC 18A 125V AC | LR26550 | 16A 277V AC 16A 30V DC 18A 125V AC | 40009159 | 16A 250V AC (cosφ=1.0) 16A 30V DC (0ms) | UL E43149 CSA LR26550 | TV-5 | B 12 06 13461 325 | 16A 250V AC (cosφ=1.0) 16A 30V DC (0ms) |

NOTES

1. For cautions for use, please read "GENERAL APPLICATION GUIDELINES" on page B-1.

Mouser Electronics

Authorized Distributor

Click to View Pricing, Inventory, Delivery & Lifecycle Information:

Panasonic:

[ALE75B05](#) [ALE75B06](#) [ALE75B09](#) [ALE75B12](#) [ALE75B18](#) [ALE75B24](#) [ALE75B48](#) [ALE75F05](#) [ALE75F06](#)
[ALE75F09](#) [ALE75F12](#) [ALE75F18](#) [ALE75F24](#) [ALE75F48](#) [ALE14B05](#) [ALE14B06](#) [ALE14B09](#) [ALE14B12](#) [ALE14B24](#)
[ALE14B48](#) [ALE15B12](#) [ALE15B24](#) [ALE12B05](#) [ALE12B06](#) [ALE12B09](#) [ALE12B12](#) [ALE12B18](#) [ALE12B24](#)
[ALE12B48](#) [ALE12F05](#) [ALE12F06](#) [ALE12F09](#) [ALE12F12](#) [ALE12F18](#) [ALE12F24](#) [ALE12F48](#) [ALE13B05](#) [ALE13B06](#)
[ALE13B09](#) [ALE13B12](#) [ALE13B18](#) [ALE13B24](#) [ALE13B48](#) [ALE13F05](#) [ALE13F06](#) [ALE13F09](#) [ALE13F12](#)
[ALE13F18](#) [ALE13F24](#) [ALE13F48](#) [ALE14B18](#) [ALE14F05](#) [ALE14F06](#) [ALE14F09](#) [ALE14F12](#) [ALE14F18](#) [ALE14F24](#)
[ALE14F48](#) [ALE72B05](#) [ALE72B06](#) [ALE72B09](#) [ALE72B12](#) [ALE72B18](#) [ALE72B24](#) [ALE72B48](#) [ALE72F05](#) [ALE72F06](#)
[ALE72F09](#) [ALE72F12](#) [ALE72F18](#) [ALE72F24](#) [ALE72F48](#) [ALE73B05](#) [ALE73B06](#) [ALE73B09](#) [ALE73B12](#)
[ALE73B18](#) [ALE73B24](#) [ALE73B48](#) [ALE73F05](#) [ALE73F06](#) [ALE73F09](#) [ALE73F12](#) [ALE73F18](#) [ALE73F24](#) [ALE73F48](#)
[ALE74B05](#) [ALE74B06](#) [ALE74B09](#) [ALE74B12](#) [ALE74B18](#) [ALE74B24](#) [ALE74B48](#) [ALE74F05](#) [ALE74F06](#)
[ALE74F09](#) [ALE74F12](#) [ALE74F18](#) [ALE74F24](#) [ALE74F48](#)

Компания «Океан Электроники» предлагает заключение долгосрочных отношений при поставках импортных электронных компонентов на взаимовыгодных условиях!

Наши преимущества:

- Поставка оригинальных импортных электронных компонентов напрямую с производств Америки, Европы и Азии, а так же с крупнейших складов мира;
- Широкая линейка поставок активных и пассивных импортных электронных компонентов (более 30 млн. наименований);
- Поставка сложных, дефицитных, либо снятых с производства позиций;
- Оперативные сроки поставки под заказ (от 5 рабочих дней);
- Экспресс доставка в любую точку России;
- Помощь Конструкторского Отдела и консультации квалифицированных инженеров;
- Техническая поддержка проекта, помощь в подборе аналогов, поставка прототипов;
- Поставка электронных компонентов под контролем ВП;
- Система менеджмента качества сертифицирована по Международному стандарту ISO 9001;
- При необходимости вся продукция военного и аэрокосмического назначения проходит испытания и сертификацию в лаборатории (по согласованию с заказчиком);
- Поставка специализированных компонентов военного и аэрокосмического уровня качества (Xilinx, Altera, Analog Devices, Intersil, Interpoint, Microsemi, Actel, Aeroflex, Peregrine, VPT, Syfer, Eurofarad, Texas Instruments, MS Kennedy, Miteq, Cobham, E2V, MA-COM, Hittite, Mini-Circuits, General Dynamics и др.);

Компания «Океан Электроники» является официальным дистрибьютором и эксклюзивным представителем в России одного из крупнейших производителей разъемов военного и аэрокосмического назначения «**JONHON**», а так же официальным дистрибьютором и эксклюзивным представителем в России производителя высокотехнологичных и надежных решений для передачи СВЧ сигналов «**FORSTAR**».



JONHON

«**JONHON**» (основан в 1970 г.)

Разъемы специального, военного и аэрокосмического назначения:

(Применяются в военной, авиационной, аэрокосмической, морской, железнодорожной, горно- и нефтедобывающей отраслях промышленности)

«**FORSTAR**» (основан в 1998 г.)

ВЧ соединители, коаксиальные кабели,
кабельные сборки и микроволновые компоненты:

(Применяются в телекоммуникациях гражданского и специального назначения, в средствах связи, РЛС, а так же военной, авиационной и аэрокосмической отраслях промышленности).



Телефон: 8 (812) 309-75-97 (многоканальный)

Факс: 8 (812) 320-03-32

Электронная почта: ocean@oceanchips.ru

Web: <http://oceanchips.ru/>

Адрес: 198099, г. Санкт-Петербург, ул. Калинина, д. 2, корп. 4, лит. А