


MIRA-W

~40° wide beam

TECHNICAL SPECIFICATIONS:

Dimensions	Ø 32.4 mm
Height	14.7 mm
Fastening	glue
ROHS compliant	yes 

MATERIAL SPECIFICATIONS:

Component	Type
MIRA-W	Single lens



Material	Colour	Finish
PC	clear	

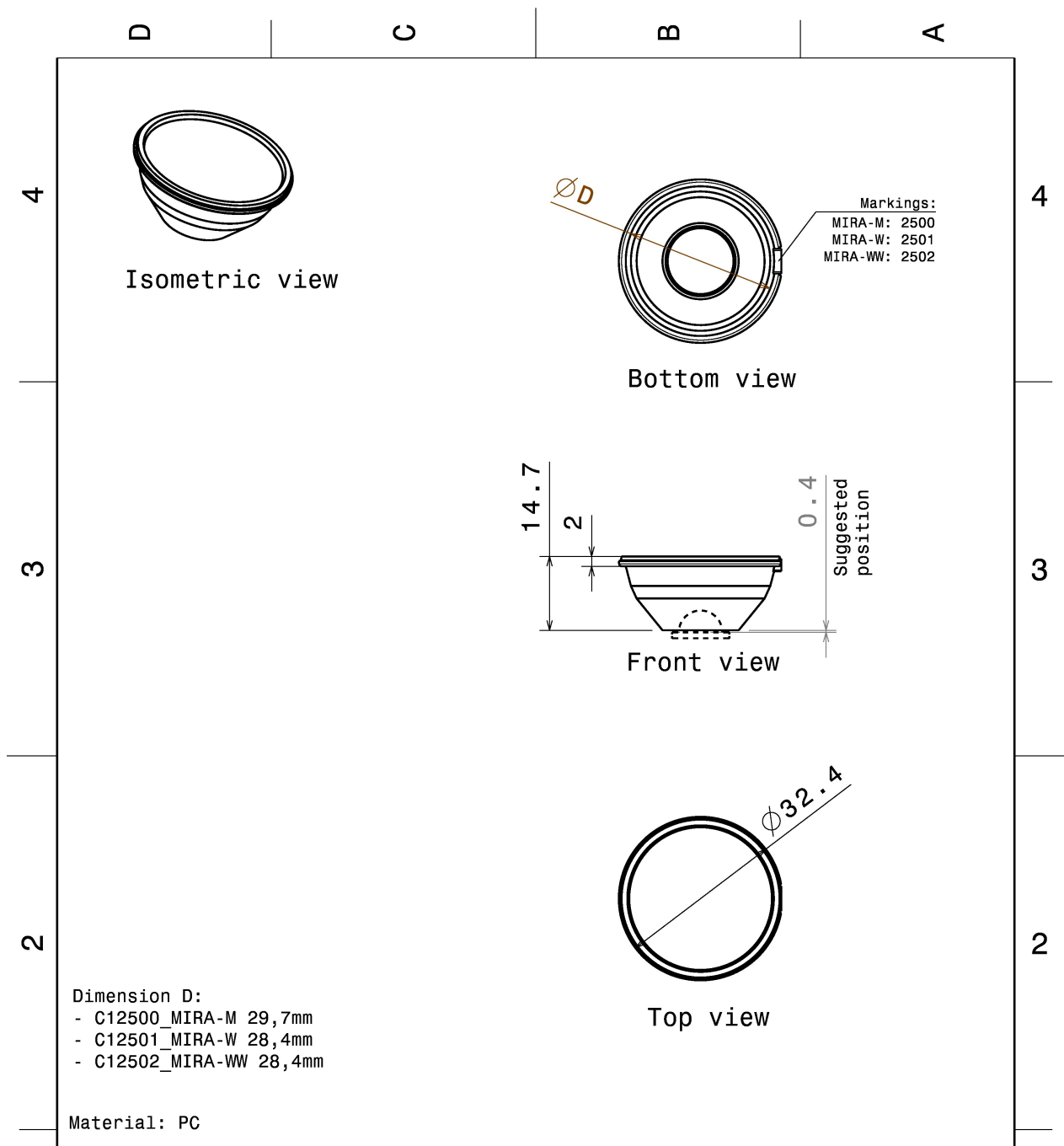
ORDERING INFORMATION:

Component

C12501_MIRA-W





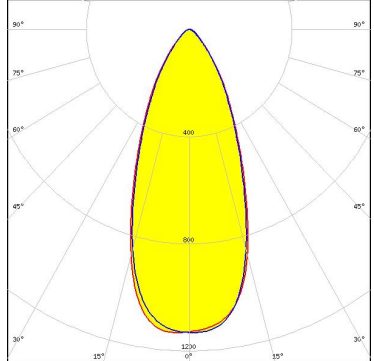
» Box size: 480 x 280 x 300 mm

Qty in box	MOQ	MPQ	Box weight (kg)
840	120	60	7.2



This drawing is our property. It can't be reproduced or communicated without our written agreement.		LEDiL <small>A WORLD OF INNOVATION</small>		Ledil Oy Salorankatu 10 FIN 24240 SALO Finland	
DRAWN BY mav		DATE 02.04.2012		DRAWING TITLE Datasheet MIRA lens	
CHECKED BY sn		DATE 02.04.2012			
DESIGNED BY mav		DATE 29.11.2011		SIZE A4	DRAWING NUMBER -
		SCALE 1:1	WEIGHT (g)	SHEET 1/1	REV 1

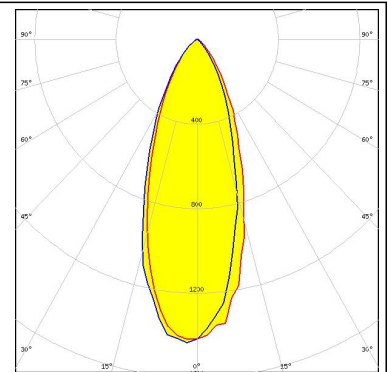

PHOTOMETRIC DATA (MEASURED):

<p>bridgelux</p> <p>LED BXRA ES Star FWHM 39.0° Efficiency 82 % LEDs/each optic 1 Light colour White Required components:</p>	
<p>bridgelux</p> <p>LED V10 Gen6 FWHM 44.0° Efficiency 77 % Peak intensity 1.3 cd/lm LEDs/each optic 1 Light colour White Required components:</p>	
<p>CREE ⇄</p> <p>LED CXA/B 15xx FWHM 39.0° Efficiency 80 % Peak intensity 1.4 cd/lm LEDs/each optic 1 Light colour White Required components:</p>	
<p>CREE ⇄</p> <p>LED MHD-E/G FWHM 43.0° Efficiency 81 % Peak intensity 1.1 cd/lm LEDs/each optic 1 Light colour White Required components:</p>	 

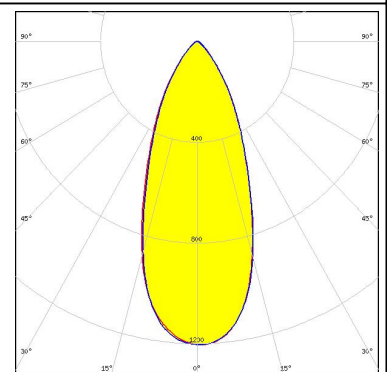

PHOTOMETRIC DATA (MEASURED):





LED MT-G
FWHM 38.0°
Efficiency 80 %
Peak intensity 1.4 cd/lm
LEDs/each optic 1
Light colour White
Required components:



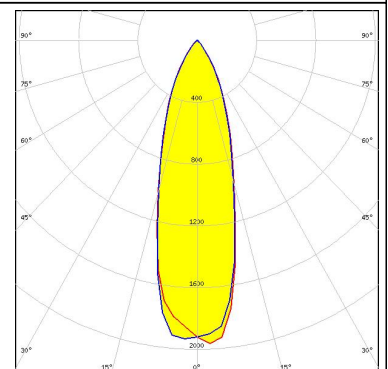

LED XHP70
FWHM 42.0°
Efficiency 80 %
Peak intensity 1.2 cd/lm
LEDs/each optic 1
Light colour White
Required components:




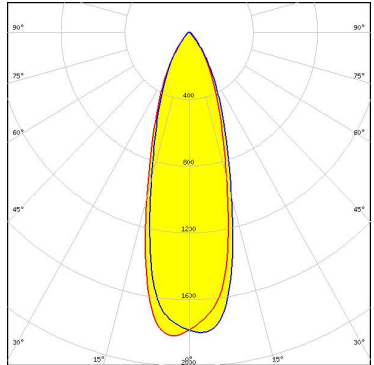

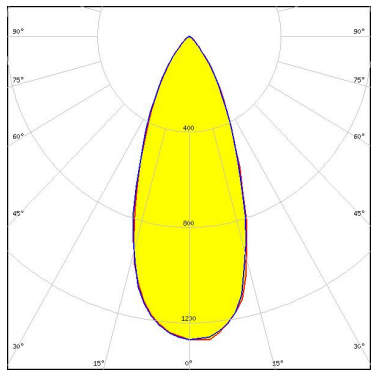

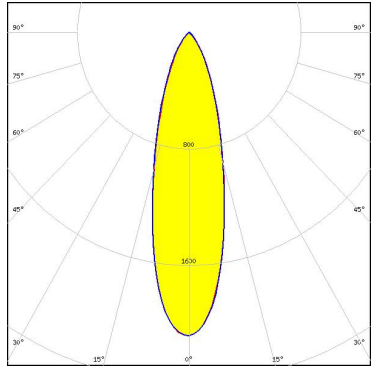


LED LUXEON M/MX
FWHM 39.0°
Efficiency 82 %
LEDs/each optic 1
Light colour White
Required components:



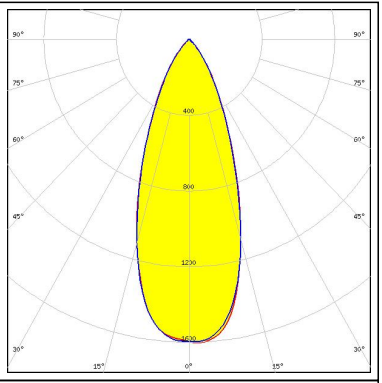
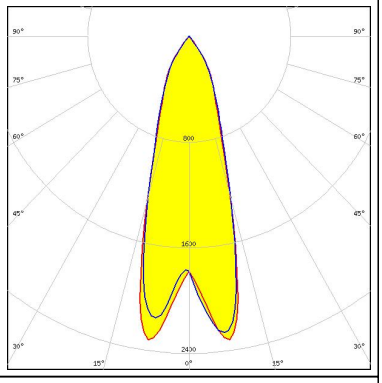
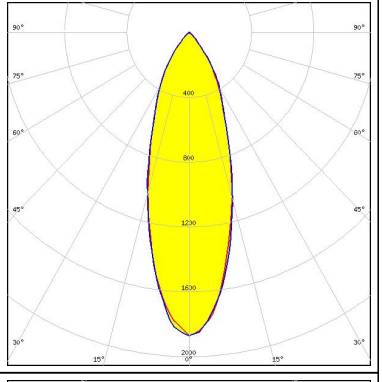

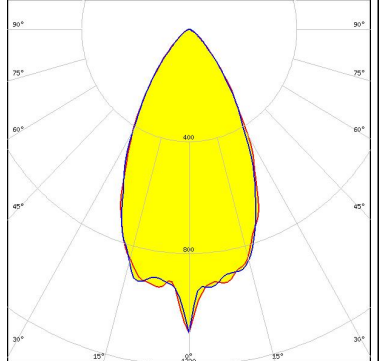
LED LUXEON MZ
FWHM 31.0°
Efficiency 79 %
Peak intensity 2 cd/lm
LEDs/each optic 1
Light colour White
Required components:



PHOTOMETRIC DATA (MEASURED):

<p>NICHIA</p> <p>LED NFMW48xA FWHM 32.0° Efficiency 80 % Peak intensity 1.8 cd/lm LEDs/each optic 1 Light colour White Required components:</p>		
<p>NICHIA</p> <p>LED NSCxL036A FWHM 42.0° Efficiency 79 % Peak intensity 1.3 cd/lm LEDs/each optic 1 Light colour White Required components:</p>		
<p>NICHIA</p> <p>LED NSMx286M FWHM 28.0° Efficiency 77 % Peak intensity 2.1 cd/lm LEDs/each optic 1 Light colour White Required components:</p>		
<p>OSRAM <small>Opto Semiconductors</small></p> <p>LED Duris S10 FWHM 34.0° Efficiency 83 % Peak intensity 1.9 cd/lm LEDs/each optic 1 Light colour White Required components:</p>		

PHOTOMETRIC DATA (SIMULATED):

<p>bridgelux</p> <p>LED: VERO10 FWHM: 38.8° Efficiency: 88 % Peak intensity: 1.6 cd/lm LEDs/each optic: 1 Light colour: White Required components:</p>		
<p>LUMILEDS</p> <p>LED: LUXEON 5258 FWHM: 31.0° Efficiency: 92 % Peak intensity: 2.3 cd/lm LEDs/each optic: 1 Light colour: White Required components:</p>		
<p>LUMILEDS</p> <p>LED: LUXEON K4 FWHM: 34.0° Efficiency: 87 % Peak intensity: 1.8 cd/lm LEDs/each optic: 1 Light colour: White Required components:</p>		
<p>OSRAM Opto Semiconductors</p> <p>LED: OSCONIQ P 7070 FWHM: 51.0° Efficiency: 91 % Peak intensity: 1.1 cd/lm LEDs/each optic: 1 Light colour: White Required components:</p>	 <p>Detector Image: Illuminance</p> <p>24.4.2014 Standard: 1075 Surface 1 Size: 2000.000 (X) x 2000.000 (Y) Illuminance: Pixels: 128 (X) x 128 (Y), Total: 16384 Peak Illuminance: 2.316000 (cd/m²) Peak Value: 2.316000 (cd/m²)</p> <p>C:\2014\7070\OSCONIQ_P7070_P28.dcm Configuration: 1 of 1</p>	

GENERAL INFORMATION:

NOTE: The typical beam angle will be changed by different color, chip size and chip position tolerance. The typical total beam angle is the full angle measured where the luminous intensity is half of the peak value.

Due to use of high power COB's with this product, special attention to proper thermal design is highly recommended. LEDiL has no liability for direct, indirect or consecutive damages arising from the LEDiL products being used outside of the recommended temperature range.

MATERIALS:

As part of our continuous research and improvement processes, and to ensure the best possible quality and availability of our products, LEDiL reserves the right to change material grades without notice.

PRODUCT DATA USER AGREEMENT AND DISCLAIMER:

The measured data in the provided downloadable LEDiL Product Datasheets and Mechanical 2D-Drawings is rounded and provided as reference for planning. LEDiL Oy's optical specifications have been verified by conducting performance testing of the products in accordance with the company's quality system. The reported data are averaged results of multiple measurements with typical variation. LEDiL Oy reserves the right to without prior notification make changes and improvements to its products.

LEDiL Oy assumes neither warranty, nor guarantee nor any other liability of any kind for the contents and correctness of the provided data. The provided data has been generated with highest diligence but the provided data may in reality not represent the complete possible variation range of all intrinsic parameters. Therefore, in certain cases a deviation from the provided data could occur.

LEDiL Oy reserves the right to undertake technical changes of its products without further notification which could lead to changes in the provided data. LEDiL Oy assumes no liability of any kind for the possible deviation from any provided data or any other damage resulting from the usage of the provided data.

The user agrees to this disclaimer and user agreement with the download or usage of the provided files.

LEDiL Oy

Joensuunkatu 13
FI-24240 SALO
Finland

LEDiL Inc.

228 West Page Street
Suite D
Sycamore IL 60178
USA

Local sales and technical support

[www.ledil.com/
where_to_buy](http://www.ledil.com/where_to_buy)

Shipping locations

Salo, Finland
Hong Kong, China

Distribution Partners

[www.ledil.com/
where_to_buy](http://www.ledil.com/where_to_buy)

Компания «Океан Электроники» предлагает заключение долгосрочных отношений при поставках импортных электронных компонентов на взаимовыгодных условиях!

Наши преимущества:

- Поставка оригинальных импортных электронных компонентов напрямую с производств Америки, Европы и Азии, а так же с крупнейших складов мира;
- Широкая линейка поставок активных и пассивных импортных электронных компонентов (более 30 млн. наименований);
- Поставка сложных, дефицитных, либо снятых с производства позиций;
- Оперативные сроки поставки под заказ (от 5 рабочих дней);
- Экспресс доставка в любую точку России;
- Помощь Конструкторского Отдела и консультации квалифицированных инженеров;
- Техническая поддержка проекта, помощь в подборе аналогов, поставка прототипов;
- Поставка электронных компонентов под контролем ВП;
- Система менеджмента качества сертифицирована по Международному стандарту ISO 9001;
- При необходимости вся продукция военного и аэрокосмического назначения проходит испытания и сертификацию в лаборатории (по согласованию с заказчиком);
- Поставка специализированных компонентов военного и аэрокосмического уровня качества (Xilinx, Altera, Analog Devices, Intersil, Interpoint, Microsemi, Actel, Aeroflex, Peregrine, VPT, Syfer, Eurofarad, Texas Instruments, MS Kennedy, Miteq, Cobham, E2V, MA-COM, Hittite, Mini-Circuits, General Dynamics и др.);

Компания «Океан Электроники» является официальным дистрибьютором и эксклюзивным представителем в России одного из крупнейших производителей разъемов военного и аэрокосмического назначения «**JONHON**», а так же официальным дистрибьютором и эксклюзивным представителем в России производителя высокотехнологичных и надежных решений для передачи СВЧ сигналов «**FORSTAR**».



JONHON

«**JONHON**» (основан в 1970 г.)

Разъемы специального, военного и аэрокосмического назначения:

(Применяются в военной, авиационной, аэрокосмической, морской, железнодорожной, горно- и нефтедобывающей отраслях промышленности)

«**FORSTAR**» (основан в 1998 г.)

ВЧ соединители, коаксиальные кабели,
кабельные сборки и микроволновые компоненты:

(Применяются в телекоммуникациях гражданского и специального назначения, в средствах связи, РЛС, а так же военной, авиационной и аэрокосмической отраслях промышленности).



Телефон: 8 (812) 309-75-97 (многоканальный)

Факс: 8 (812) 320-03-32

Электронная почта: ocean@oceanchips.ru

Web: <http://oceanchips.ru/>

Адрес: 198099, г. Санкт-Петербург, ул. Калинина, д. 2, корп. 4, лит. А