



Main

Range of product	Phaseo
Product or component type	Power supply
Power supply type	Regulated switch mode
Input voltage	380...500 V AC three phase, terminal(s): L1, L2, L3
Output voltage	24 V DC
Rated power in W	480 W
Provided equipment	Power factor correction filter conforming to IEC 61000-3-2
Power supply output current	20 A
Output protection type	Against overload, protection technology: manual or automatic reset Against overvoltage, protection technology: 30...32 V, manual reset Against short-circuits, protection technology: manual or automatic reset Against undervoltage, protection technology: tripping if $U < 21.6$ V Thermal, protection technology: automatic reset
Ambient air temperature for operation	122...140 °F (50...60 °C) with -13...122 °F (-25...50 °C) without

Complementary

Input voltage limits	320...550 V
Network frequency	47...63 Hz
Inrush current	25 A for 2 ms
Cos phi	0.65
Efficiency	92 %
Output voltage limits	24...28.8 V adjustable
Power dissipation in W	38.4 W
Line and load regulation	1...3 %
Holding time	≥ 18 ms at 400 V
Permissible temporary current boost	1.5 x I_n for 4 s
Connections - terminals	Removable screw terminal block diagnostic relay, connection capacity: 2 x 2.5 mm ² Screw type terminals input connection, connection capacity: 3 x 0.5...3 x 4 mm ² AWG 22...AWG 12 Screw type terminals input ground connection, connection capacity: 1 x 0.5...1 x 4 mm ² AWG 22...AWG 12 Screw type terminals output connection, connection capacity: 4 x 0.5...4 x 10 mm ² AWG 22...AWG 8
Marking	CE
Mounting support	35 x 15 mm symmetrical DIN rail 35 x 7.5 mm symmetrical DIN rail
Operating position	Vertical
Operating altitude	6561.68 ft (2000 m)
Output coupling	Parallel Series
Name of test	Conducted emissions on the power line conforming to EN 55022 Class B Electrostatic discharges conforming to EN/IEC 61000-4-2 Induced electromagnetic field conforming to EN/IEC 61000-4-6 Magnetic field conforming to EN 61000-4-8 Primary outage conforming to IEC 61000-4-11 Radiated electromagnetic field conforming to EN/IEC 61000-4-3 Radiated emissions conforming to EN 55022 Class B Rapid transient conforming to IEC 61000-4-4

The information provided in this documentation contains general descriptions and/or technical characteristics of the performance of the products contained herein. This documentation is not intended as a substitute for and is not to be used for determining suitability or reliability of these products for specific user applications. It is the duty of any such user or integrator to perform the appropriate and complete risk analysis, evaluation and testing of the products with respect to the relevant specific application or use thereof. Neither Schneider Electric Industries SAS nor any of its affiliates or subsidiaries shall be responsible or liable for misuse of the information contained herein.

Surge conforming to EN/IEC 61000-4-5
Harmonic current emission conforming to EN/IEC 61000-3-2

Status LED	1 LED green and red output voltage 1 LED green, red and orange output current
Depth	6.3 in (160 mm)
Height	5.63 in (143 mm)
Width	3.78 in (96 mm)
Product weight	3.53 lb(US) (1.6 kg)

Environment

product certifications	CCSAus UL RCM EAC
standards	UL 508 CSA C22.2 No 60950-1
environmental characteristic	EMC conforming to EN 61000-6-1 EMC conforming to EN 61000-6-3 EMC conforming to EN/IEC 61000-6-4 EMC conforming to EN/IEC 61204-3 Safety conforming to EN 61204-4 Safety conforming to EN/IEC 60950-1 Safety conforming to SELV EMC conforming to EN 55024
IP degree of protection	IP20 conforming to EN/IEC 60529
ambient air temperature for storage	-40...158 °F (-40...70 °C)
relative humidity	0...90 % during operation 0...95 % in storage
overvoltage category	Class I conforming to VDE 0106-1
dielectric strength	Between input and ground Between output and ground Between input and output
MTBF reliability	691000 H at 320 V AC with UTE C80-810 calculation method 670000 H at 550 V AC with UTE C80-810 calculation method

Offer Sustainability

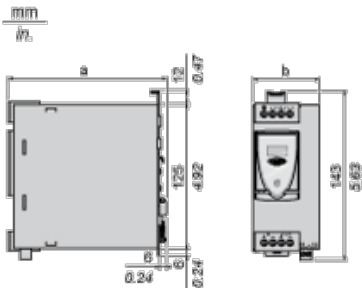
Green Premium product	Green Premium product
Compliant - since 0501 - Schneider Electric declaration of conformity	Compliant - since 0501 - Schneider Electric declaration of conformity
Reference not containing SVHC above the threshold	Reference not containing SVHC above the threshold
Available	Available
Available	Available
WARNING: This product can expose you to chemicals including:	WARNING: This product can expose you to chemicals including:
Lead and lead compounds, which is known to the State of California to cause cancer and birth defects or other reproductive harm.	Lead and lead compounds, which is known to the State of California to cause cancer and birth defects or other reproductive harm.
For more information go to www.p65warnings.ca.gov	For more information go to www.p65warnings.ca.gov

Contractual warranty

Warranty period	18 months
-----------------	-----------

Regulated Switch Mode Power Supplies

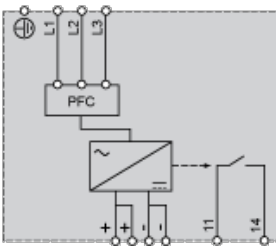
Dimensions



ABL 8	a in mm	a in in.	b in mm	b in in.
RPS24030	120	4.72	44	1.73
RPS24050	120	4.72	56	2.20
RPS24100	140	5.51	85	3.34
RPM24200	140	5.51	145	5.70
WPS24200	155	6.10	95	3.74
WPS24400	155	6.10	165	6.49

Regulated Switch Mode Power Supply

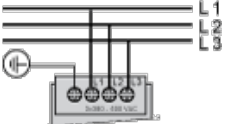
Internal Wiring Diagram



Regulated Switch Mode Power Supply

Line Supply Wiring Diagram

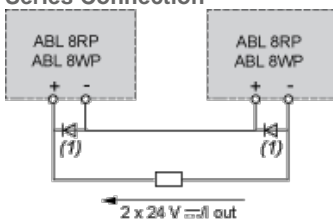
Three-phase (L1-L2-L3) 3 x 380 to 500 V



Regulated Switch Mode Power Supplies

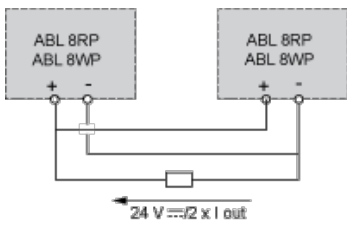
Series or Parallel Connection

Series Connection



(1) Two Schottky diodes I_{min} = power supply I_n and V_{min} = 50 V

Parallel Connection



Family	Series	Parallel
ABL 8RPS/8RPM/8WPS	2 products max. (1)	2 products max.

Series or parallel connection is only recommended for products with identical references.

For better availability, the power supplies can also be connected in parallel using the **ABL8RED24400** Redundancy module.

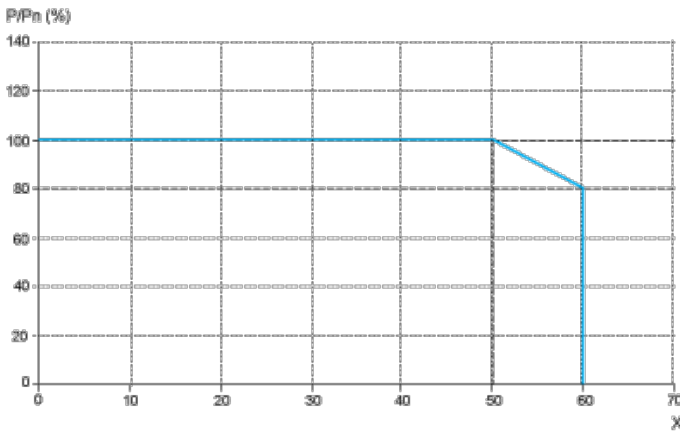
Regulated Switch Mode Power Supplies

Derating

The ambient temperature is a determining factor that limits the power an electronic power supply can deliver continuously. If the temperature around the electronic components is too high, their life will be significantly reduced.

The nominal ambient temperature for the Universal range of Phaseo power supplies is 50°C. Above this temperature, derating is necessary up to a maximum temperature of 60°C.

The graph below shows the power (in relation to the nominal power) that the power supply can deliver continuously, depending on the ambient temperature.



X Maximum operating temperature (°C)

ABL 8RPM, ABL 8RPS, ABL 8WPS mounted vertically

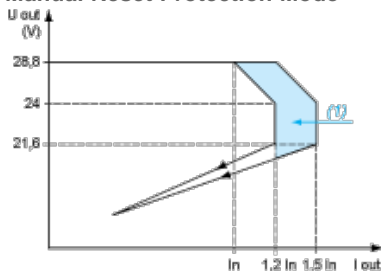
Derating should be considered in extreme operating conditions:

- | Intensive operation (output current permanently close to the nominal current, combined with a high ambient temperature)
- | Output voltage set above 24 Vdc (to compensate for line voltage drops, for example)
- | Parallel connection to increase the total power

Regulated Switch Mode Power Supply

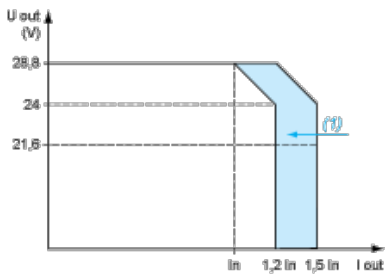
Load Limit

Manual Reset Protection Mode



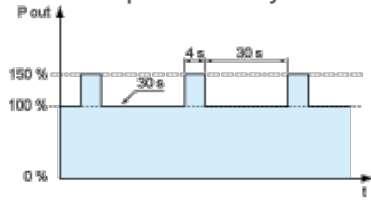
(1) Boost 4s

Automatic Reset Protection Mode



(1) Boost 4s

“Boost” Repeat Accuracy



This type of operation is described in detail in the user manual, which can be downloaded from the website.

Компания «Океан Электроники» предлагает заключение долгосрочных отношений при поставках импортных электронных компонентов на взаимовыгодных условиях!

Наши преимущества:

- Поставка оригинальных импортных электронных компонентов напрямую с производств Америки, Европы и Азии, а так же с крупнейших складов мира;
- Широкая линейка поставок активных и пассивных импортных электронных компонентов (более 30 млн. наименований);
- Поставка сложных, дефицитных, либо снятых с производства позиций;
- Оперативные сроки поставки под заказ (от 5 рабочих дней);
- Экспресс доставка в любую точку России;
- Помощь Конструкторского Отдела и консультации квалифицированных инженеров;
- Техническая поддержка проекта, помощь в подборе аналогов, поставка прототипов;
- Поставка электронных компонентов под контролем ВП;
- Система менеджмента качества сертифицирована по Международному стандарту ISO 9001;
- При необходимости вся продукция военного и аэрокосмического назначения проходит испытания и сертификацию в лаборатории (по согласованию с заказчиком);
- Поставка специализированных компонентов военного и аэрокосмического уровня качества (Xilinx, Altera, Analog Devices, Intersil, Interpoint, Microsemi, Actel, Aeroflex, Peregrine, VPT, Syfer, Eurofarad, Texas Instruments, MS Kennedy, Miteq, Cobham, E2V, MA-COM, Hittite, Mini-Circuits, General Dynamics и др.);

Компания «Океан Электроники» является официальным дистрибьютором и эксклюзивным представителем в России одного из крупнейших производителей разъемов военного и аэрокосмического назначения «**JONHON**», а так же официальным дистрибьютором и эксклюзивным представителем в России производителя высокотехнологичных и надежных решений для передачи СВЧ сигналов «**FORSTAR**».



JONHON

«**JONHON**» (основан в 1970 г.)

Разъемы специального, военного и аэрокосмического назначения:

(Применяются в военной, авиационной, аэрокосмической, морской, железнодорожной, горно- и нефтедобывающей отраслях промышленности)

«**FORSTAR**» (основан в 1998 г.)

ВЧ соединители, коаксиальные кабели, кабельные сборки и микроволновые компоненты:

(Применяются в телекоммуникациях гражданского и специального назначения, в средствах связи, РЛС, а так же военной, авиационной и аэрокосмической отраслях промышленности).



Телефон: 8 (812) 309-75-97 (многоканальный)

Факс: 8 (812) 320-03-32

Электронная почта: ocean@oceanchips.ru

Web: <http://oceanchips.ru/>

Адрес: 198099, г. Санкт-Петербург, ул. Калинина, д. 2, корп. 4, лит. А