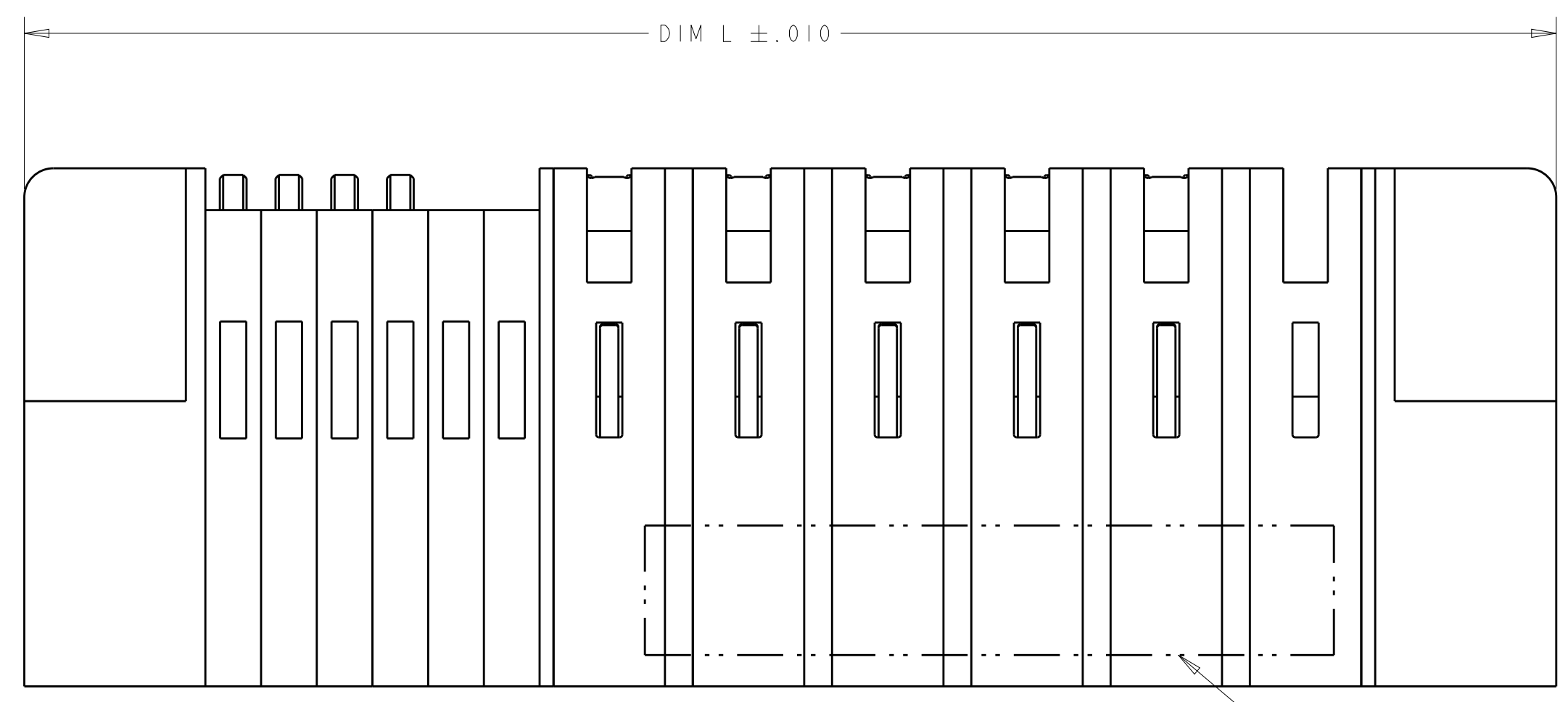
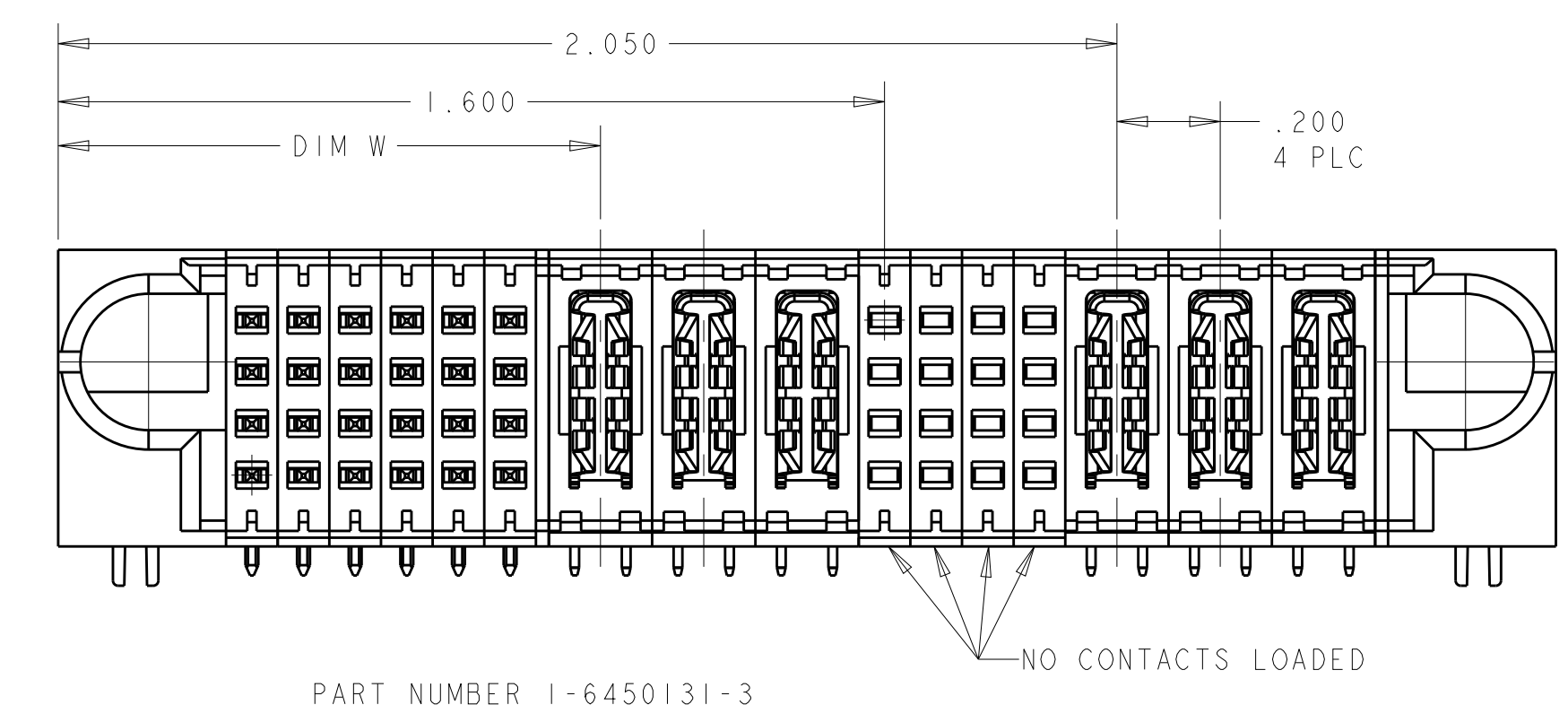
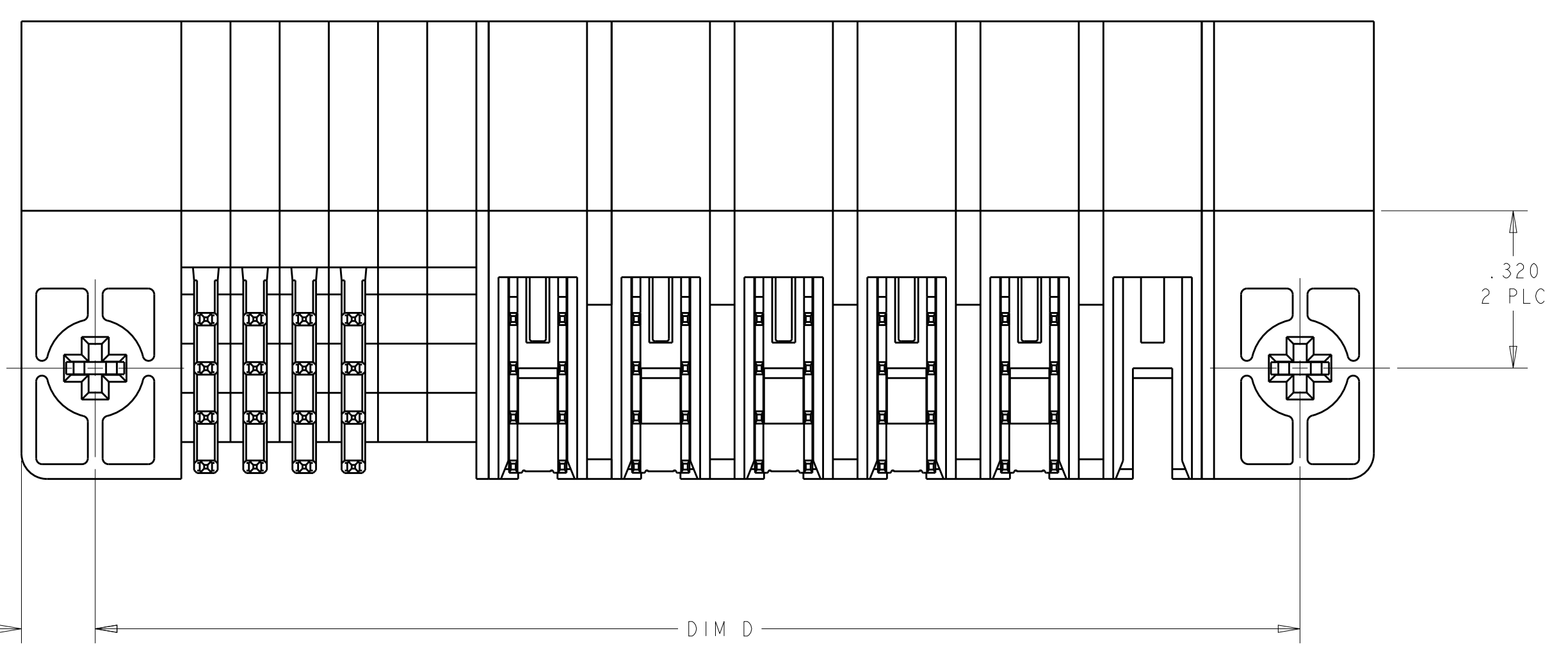
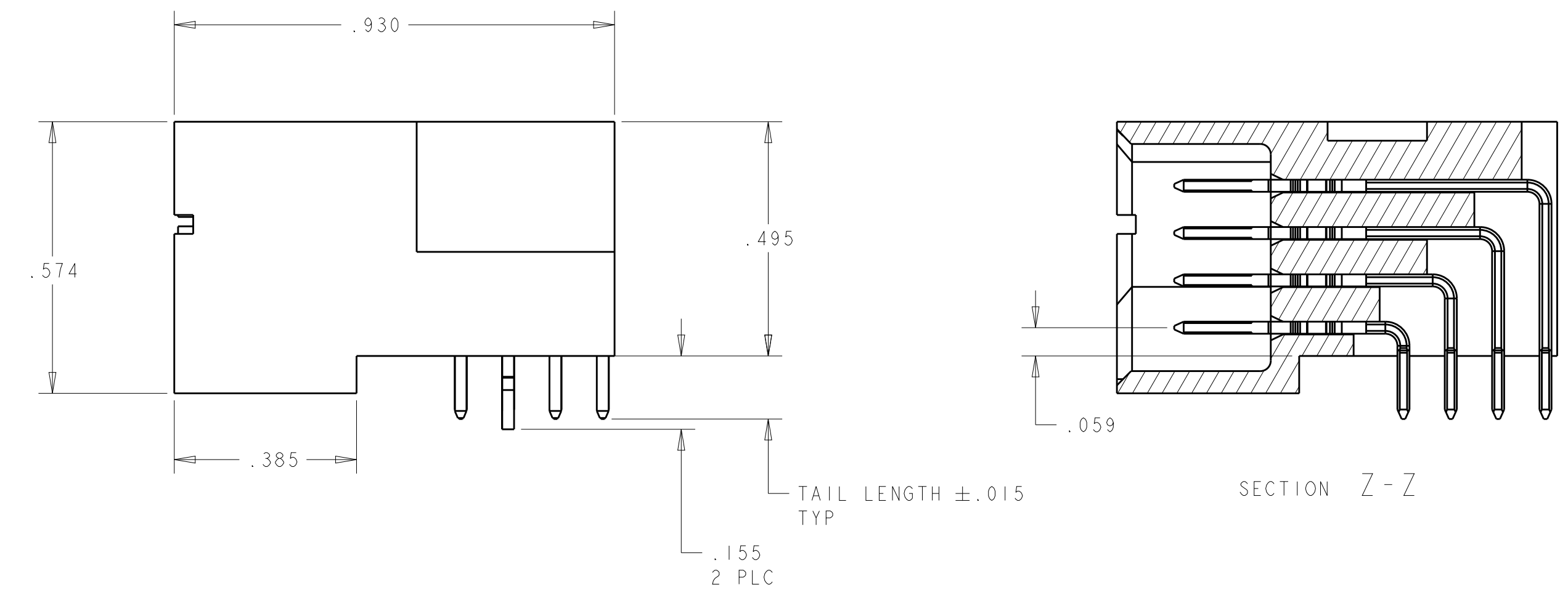
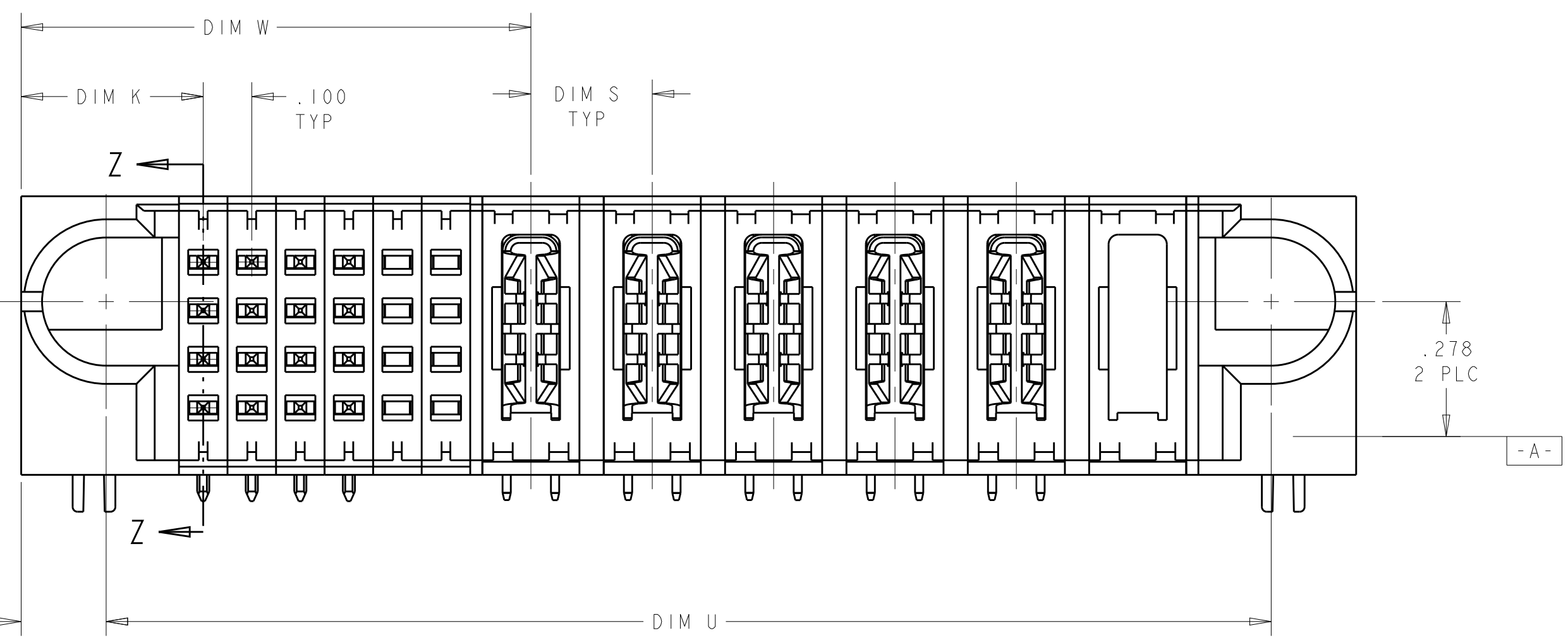


| LOC | DIST | REVISIONS | | | | | |
|-----|------|-----------|-----|-------------------------|-----------|-----|------|
| | | P | LTN | DESCRIPTION | DATE | DWN | APVD |
| ES | 00 | E8 | | REV PER ECR-12-021802 | 04JAN2013 | ML | SZ |
| | | E9 | | ADD NEW DASH NUMBER 2-3 | 21MAY2013 | CZ | SZ |



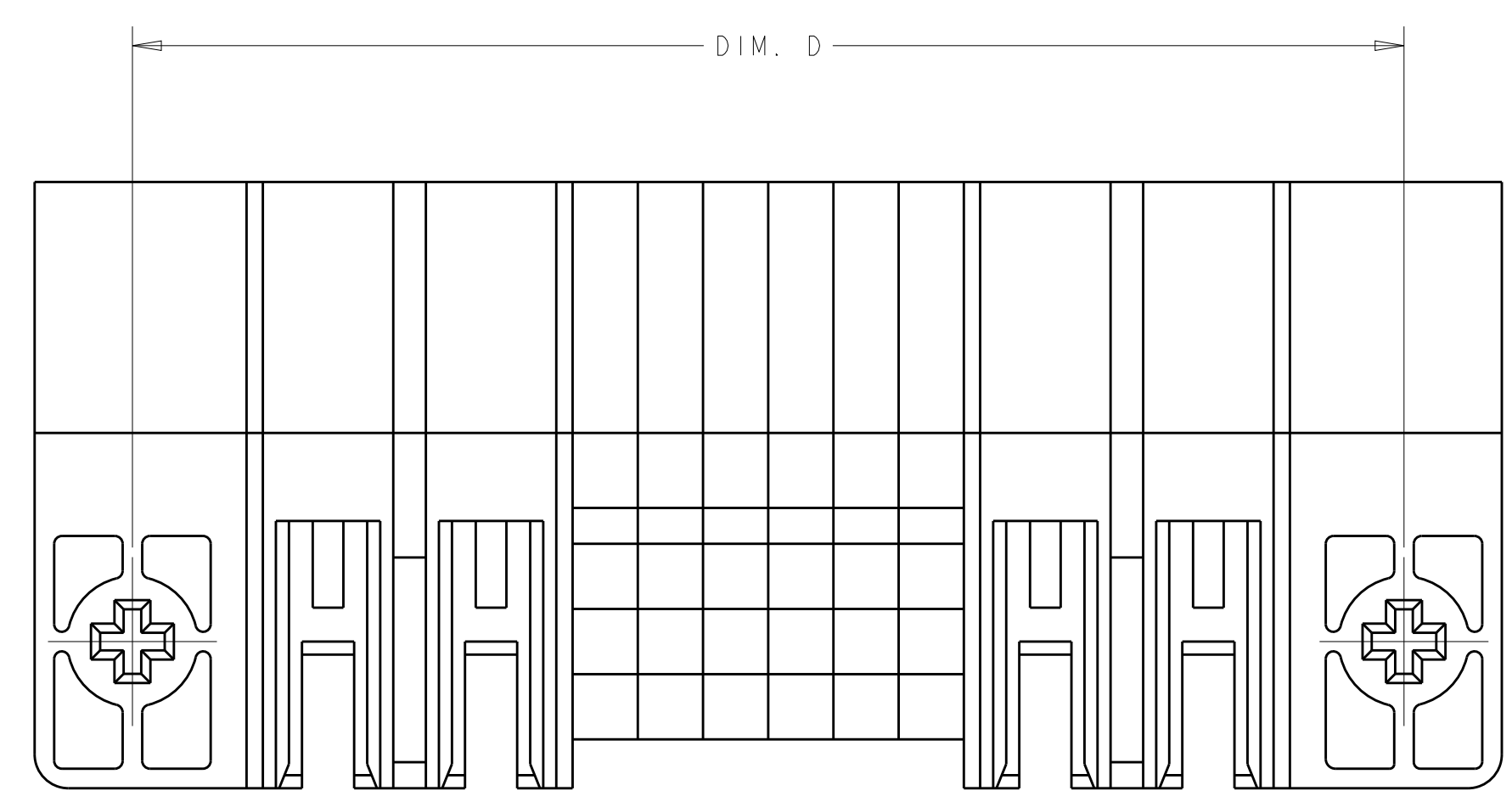
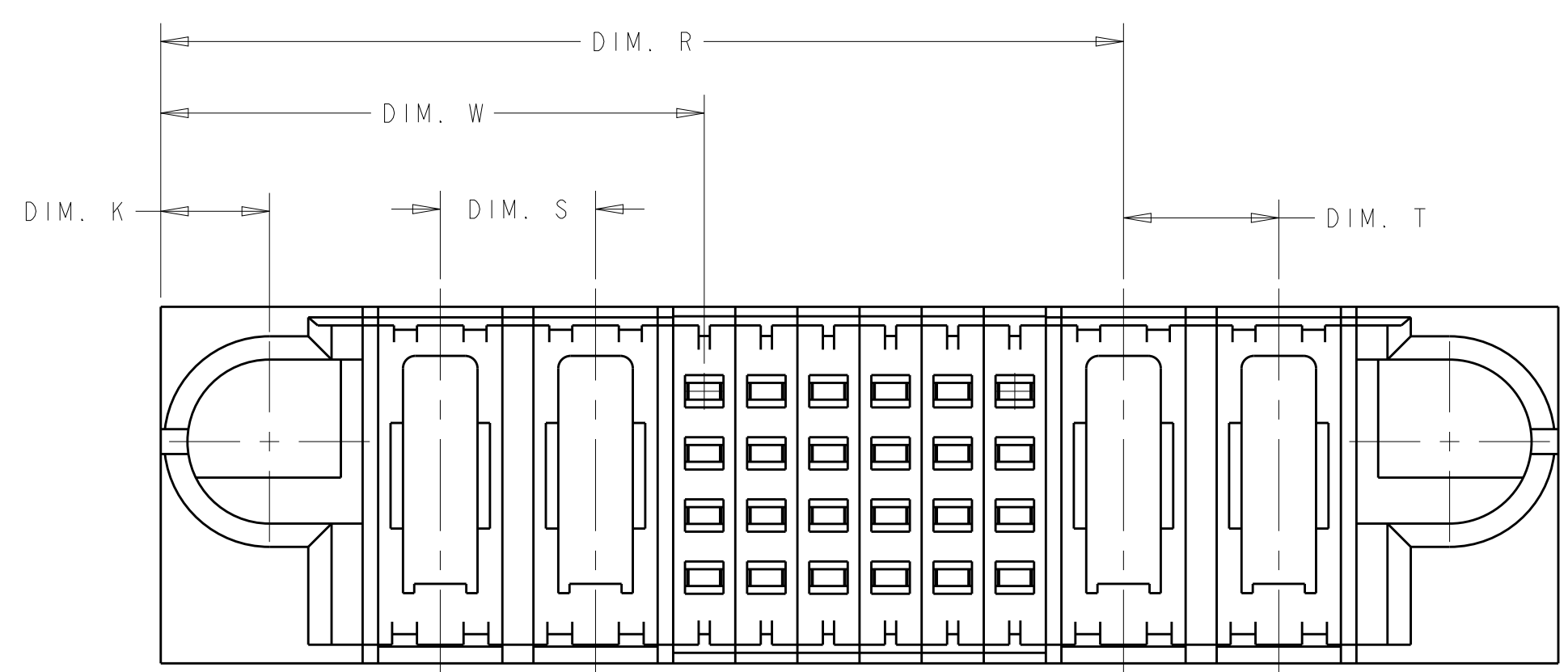
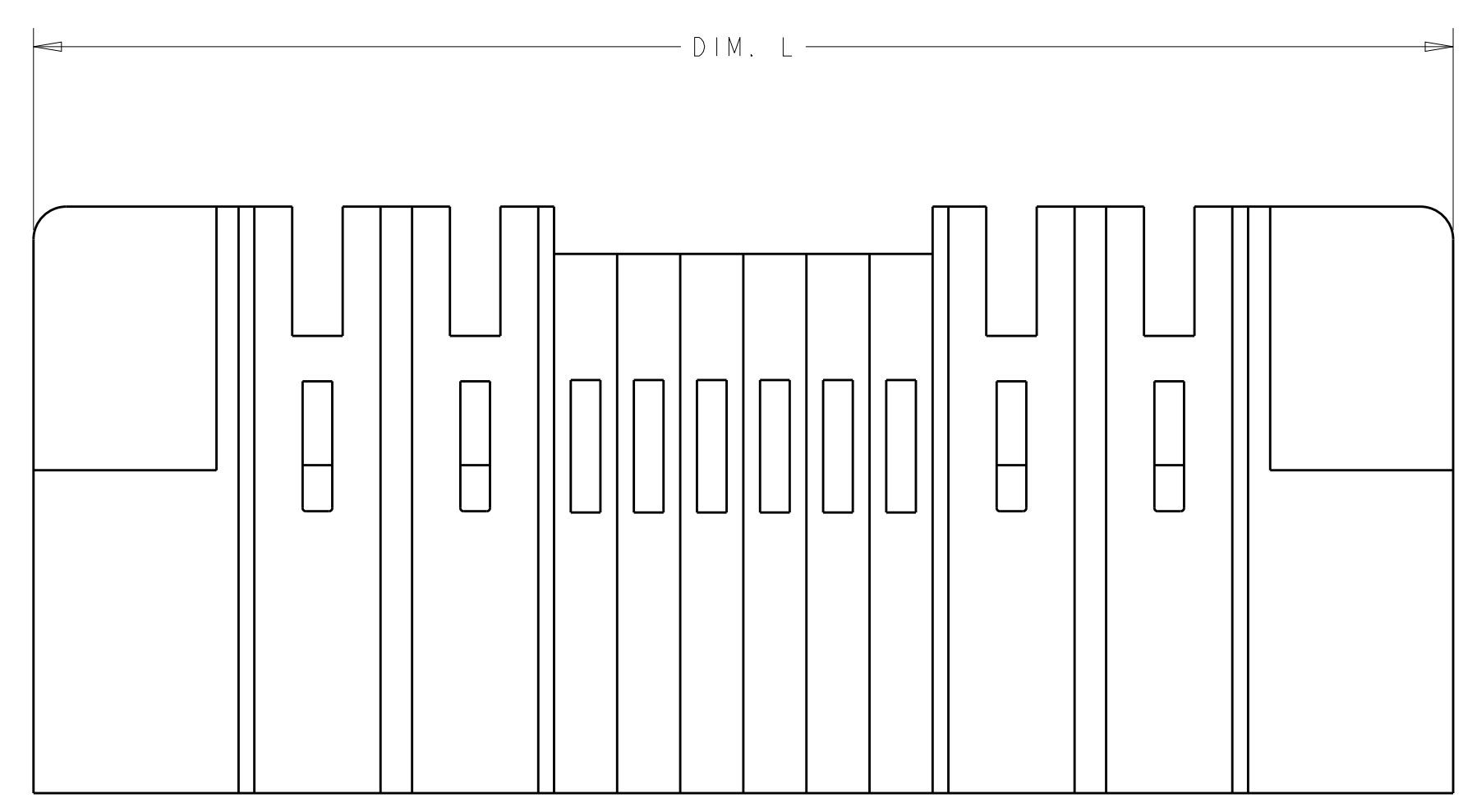
- ⚠ "AMP", PART NUMBER, AND DATE CODE TO BE MARKED IN AREA SHOWN.
- ⚠ MATERIAL: HOUSING - GLASS FILLED HIGH TEMP THERMO PLASTIC, UL94 V-0
 SIGNAL CONTACT - COPPER ALLOY
 POWER CONTACT - HIGH CONDUCTIVITY COPPER ALLOY
- ⚠ CONTACT PLATING: NOBLE METAL PLATING ON CONTACT FUNCTIONAL AREA OF POWER CONTACTS AND SIGNAL CONTACTS.
- ⚠ MECHANICAL CONNECTOR KEEP OUT ZONE.
- ⚠ DATUM AND BASIC DIMENSIONS ESTABLISHED BY CUSTOMER.
- ⚠ PCB - ALL HOLE DIAMETERS ARE FINISHED HOLE SIZES.
- ⚠ PCB - .0453±.0010 DRILLED HOLES PLATED WITH .0003 MIN Sn OVER .001 TO .003 CU PLATING TO ACHIEVE A .040±.003 DIA HOLE



PART NUMBER 1-6450131-3

| | | | | |
|--|--|---------------------------------|---|--|
| THIS DRAWING IS A CONTROLLED DOCUMENT. | | DWN R. GRZYBOWSKI 15FEB05 | TE Connectivity | |
| DIMENSIONS: INCHES | | CHK M. PERCHERKE 15FEB05 | | |
| TOLERANCES UNLESS OTHERWISE SPECIFIED: | | APVD M. PERCHERKE | NAME RIGHT ANGLE HEADER ASSY SOLDER CONTACTS, W/GUIDES MULTI-BEAM XL | |
| 0 PLC ±. 1 PLC ±. 2 PLC ±.01 3 PLC ±.005 4 PLC ±.0020 ANGLES ±.2° | | PRODUCT SPEC 108-1973 | SIZE A1 | |
| MATERIAL | | APPLICATION SPEC 114-13038 | CAGE CODE DRAWING NO C=6450131 | |
| FINISH | | WEIGHT | RESTRICTED TO | |
| | | CUSTOMER DRAWING | SCALE 1:1 SHEET 1 of 9 REV E9 | |

| LOC | DIST | REVISIONS | | | | | |
|-----|------|-----------|-----|-------------|------|-----|------|
| | | P. | LTN | DESCRIPTION | DATE | DWN | APVD |
| ES | 00 | - | - | SEE SHEET 1 | - | - | - |



PART 2-6450131-1
(NO CONTACT VIEW)

| DIM R | DIM T | DIM U | DIM S | DIM K | DIM D | DIM W | DIM L | DESCRIPTION | PART NUMBER |
|-------|-------|-------|-------|-------|-------|-------|-------|---------------------|-------------|
| - | - | 4.650 | .250 | .400 | 4.700 | 1.800 | 5.000 | 52S + 12P | 2-6450131-3 |
| - | - | 1.700 | .250 | .375 | 1.750 | .850 | 2.050 | 16S + 4P | 2-6450131-2 |
| 1.550 | .250 | 1.900 | .250 | .450 | 1.950 | .875 | 2.250 | 24S | 2-6450131-1 |
| | | 1.600 | .250 | .375 | 1.650 | .750 | 1.950 | 12S + 4P | 1-6450131-9 |
| | | 3.650 | .250 | .400 | 3.700 | 1.300 | 4.000 | 32S + 10P | 1-6450131-8 |
| | | 2.950 | .200 | .375 | 3.000 | 1.050 | 3.300 | 24S + 10HDP | 1-6450131-7 |
| | | 2.400 | .250 | .375 | 2.450 | 1.050 | 2.750 | 24S + 6P | 1-6450131-6 |
| | | 2.450 | .200 | .375 | 2.500 | .950 | 2.800 | 20S + 8P | 1-6450131-5 |
| | | 2.400 | .250 | .375 | 2.450 | 1.050 | 2.750 | 24S + 6P | 1-6450131-4 |
| | | 2.550 | .200 | .375 | 2.600 | 1.050 | 2.900 | 24S + 3P + 16S + 3P | 1-6450131-3 |
| | | 2.500 | .250 | .425 | 2.550 | .875 | 2.850 | 12S + 7P | 1-6450131-1 |
| | | 2.400 | .250 | .375 | 2.450 | 1.050 | 2.750 | 24S + 6P | 6450131-7 |
| | | 2.700 | .300 | .375 | 2.750 | .775 | 3.050 | 12S + 7ACP | 6450131-6 |
| | | 2.400 | .250 | .375 | 2.450 | 1.050 | 2.750 | 24S + 6P | 6450131-5 |
| | | 4.400 | .250 | .375 | 4.450 | 1.050 | 4.750 | 24S + 14P | 6450131-4 |
| | | 1.950 | .250 | .375 | 2.000 | .850 | 2.300 | 16S + 5P | 6450131-3 |

THIS DRAWING IS A CONTROLLED DOCUMENT.

DIMENSIONS: INCHES

TOLERANCES UNLESS OTHERWISE SPECIFIED:

| | |
|--------|--------|
| 0 PLC | ± |
| 1 PLC | ±.01 |
| 2 PLC | ±.01 |
| 3 PLC | ±.005 |
| 4 PLC | ±.0020 |
| ANGLES | ±.020 |
| FINISH | ±.020 |

MATERIAL: - FINISH: -

TE Connectivity

RIGHT ANGLE HEADER ASSY
SOLDER CONTACTS, W/GUIDES
MULTI-BEAM XL

SIZE: A1 CAGE CODE: 114-13038 DRAWING NO: 100779 C=6450131

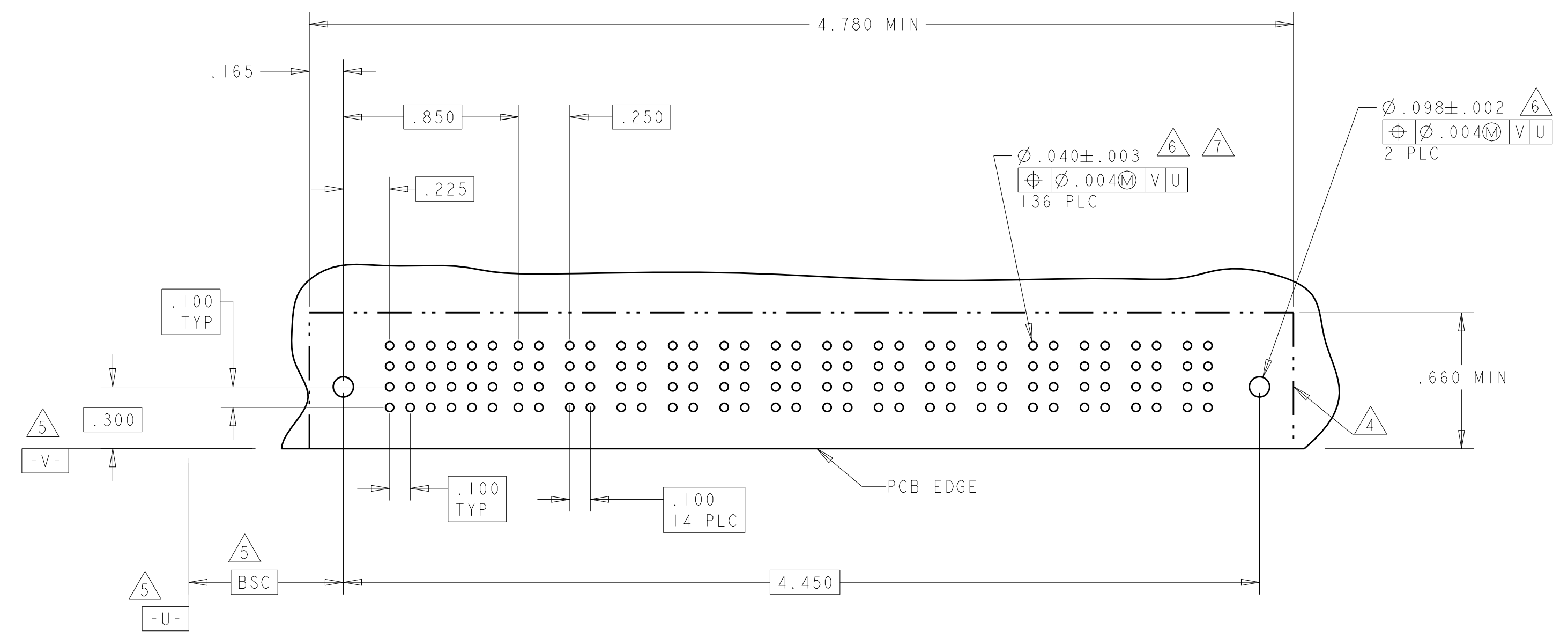
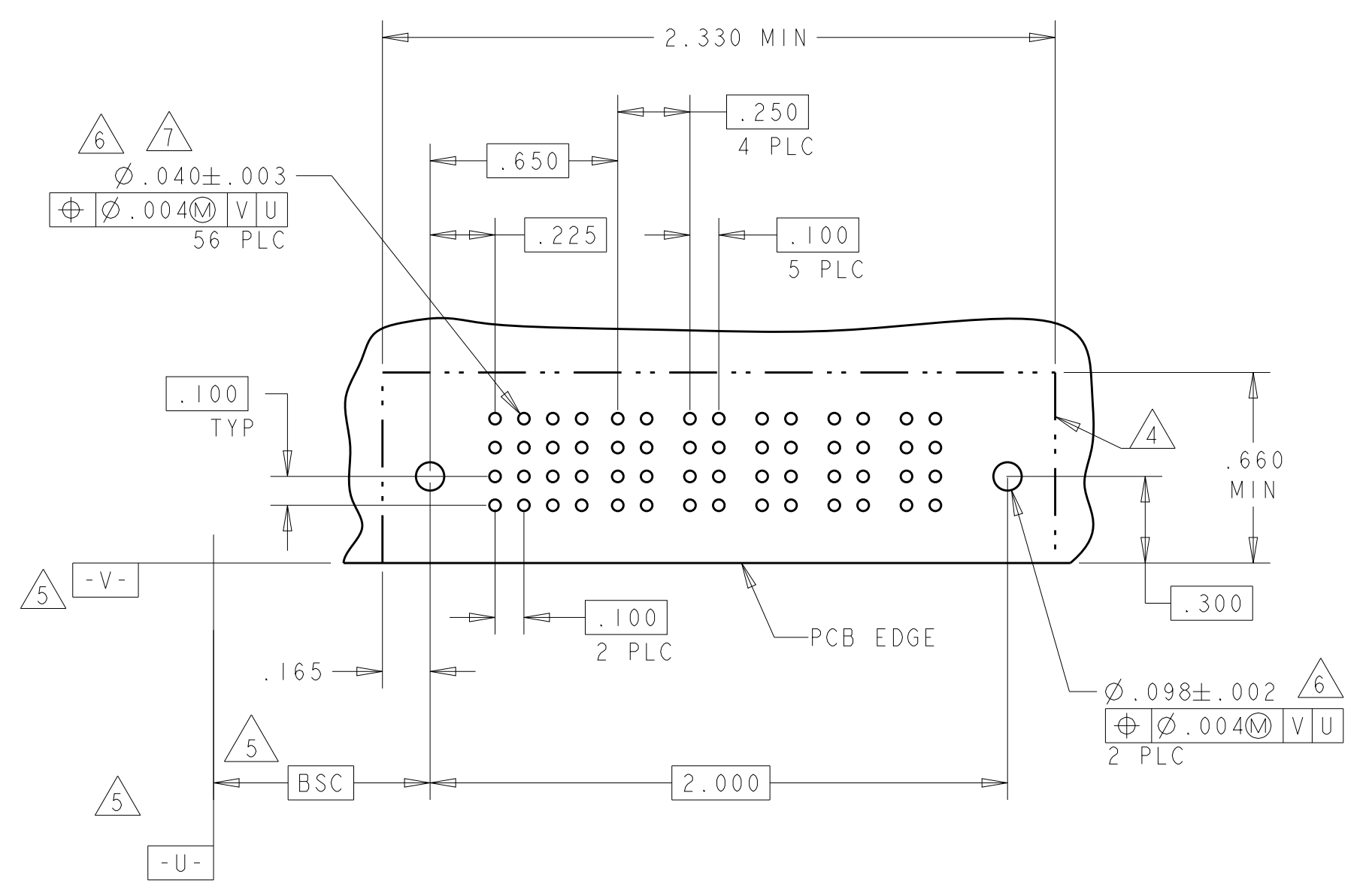
CUSTOMER DRAWING SCALE: 1:1 SHEET: 2 OF 9 REV: E9

| LOC | DIST | REV | DATE | BY | APPD |
|-----|------|-----|------|----|------|
| ES | 00 | | | | |

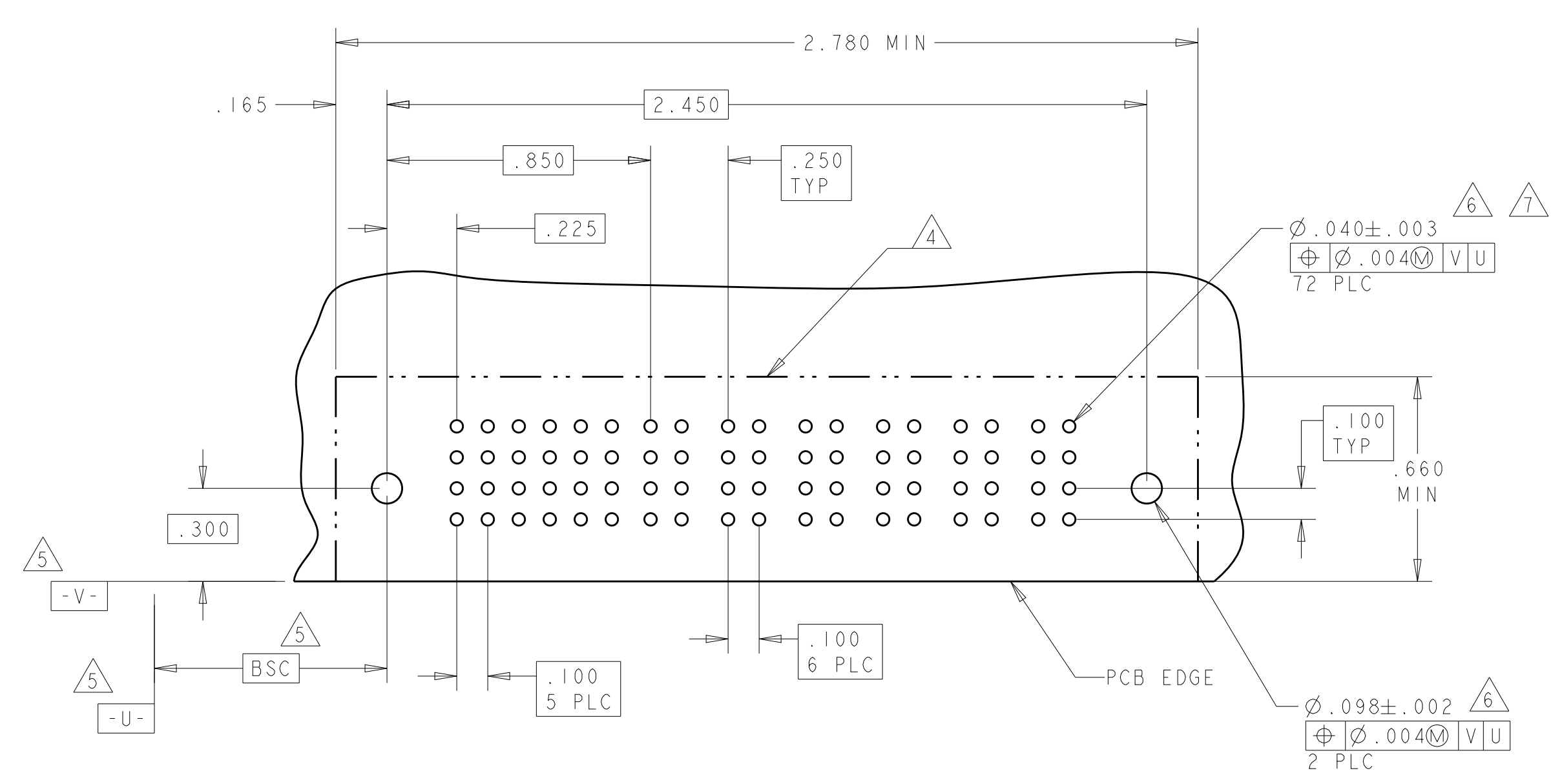
| REVISIONS | | DATE | BY | APPD |
|-----------|-------------|------|----|------|
| 1 | SEE SHEET 1 | | | |

| PART NUMBER | ROWS | SIGNAL | | | | POWER | | | | |
|-------------|------|--------|---|---|---|-------|----|----|----|----|
| | | 1 | 2 | 3 | 4 | P1 | P2 | P3 | P4 | P5 |
| 6450131-3 | D | J | J | J | J | PM | PM | PM | PM | PM |
| | C | K | K | K | K | | | | | |
| | B | N | N | N | N | | | | | |
| | A | S | S | S | H | | | | | |
| 16S + 5P | | HD | | | | | | | | |

| PART NUMBER | ROWS | SIGNAL | | | | | | POWER | | | | | | | | | | | | | | | |
|-------------|------|--------|---|---|---|---|---|-------|----|----|----|----|----|----|----|----|-----|-----|-----|-----|-----|----|----|
| | | 1 | 2 | 3 | 4 | 5 | 6 | P1 | P2 | P3 | P4 | P5 | P6 | P7 | P8 | P9 | P10 | P11 | P12 | P13 | P14 | | |
| 6450131-4 | D | J | J | J | J | J | J | PM | PM | PM | PM | PM | PM | PM | PM | PM | PM | PM | PM | PM | PM | PM | PM |
| | C | K | K | K | K | K | K | | | | | | | | | | | | | | | | |
| | B | N | N | N | N | N | N | | | | | | | | | | | | | | | | |
| | A | S | S | H | H | S | S | | | | | | | | | | | | | | | | |
| 24S + 14P | | HD | | | | | | | | | | | | | | | | | | | | | |



| PART NUMBER | ROWS | SIGNAL | | | | | | POWER | | | | | |
|-------------|------|--------|---|---|---|---|---|-------|----|----|----|----|----|
| | | 1 | 2 | 3 | 4 | 5 | 6 | P1 | P2 | P3 | P4 | P5 | P6 |
| 6450131-5 | D | J | J | J | J | J | E | PM | PM | PM | PM | PM | PM |
| | C | K | K | K | K | K | K | | | | | | |
| | B | N | N | N | N | N | N | | | | | | |
| | A | H | S | S | S | S | S | | | | | | |
| 24S + 6P | | HD | | | | | | | | | | | |



| | | | |
|----|------|------|---|
| Z | STD | .090 | D |
| Y | STD | .090 | C |
| R | STD | .090 | B |
| O | STD | .090 | A |
| A4 | MLBF | .090 | D |
| A3 | MLBF | .090 | C |
| A2 | MLBF | .090 | B |
| A1 | MLBF | .090 | A |
| E | MLBF | .135 | D |
| F | MLBF | .135 | C |
| G | MLBF | .135 | B |
| H | MLBF | .135 | A |
| FJ | MFLB | .135 | D |
| J | STD | .135 | D |
| K | STD | .135 | C |
| N | STD | .135 | B |
| S | STD | .135 | A |

| CODE | MATING SEQUENCE | TAIL LENGTH | ROW |
|------|-----------------|-------------|-----|
| PA | | .090 | |
| PM | | .135 | |

| CODE | MATING SEQUENCE | TAIL LENGTH | ROW |
|------|-----------------|-------------|-----|
| J | | .135 | D |
| K | | .135 | C |
| N | | .135 | B |
| S | | .135 | A |

| | |
|---------------|-------------|
| PA | .090 |
| PM | .135 |
| CODE | TAIL LENGTH |
| POWER CONTACT | |

THIS DRAWING IS A CONTROLLED DOCUMENT.

| | | | | | | | | | | | | | | | | | | | | | | | | | | |
|--------------------|--|-------------|-------------|-------------|-------------|-------------|-------------|-------------|-------------|-------------|-------------|--------------|--------------|--------------|--------------|--------------|--------------|--------------|--------------|--------------|--------------|--------------|--------------|--------------|--------------|--------------|
| DIMENSIONS: INCHES | TOLERANCES UNLESS OTHERWISE SPECIFIED: | 0 PLC ± .01 | 1 PLC ± .01 | 2 PLC ± .01 | 3 PLC ± .01 | 4 PLC ± .01 | 5 PLC ± .01 | 6 PLC ± .01 | 7 PLC ± .01 | 8 PLC ± .01 | 9 PLC ± .01 | 10 PLC ± .01 | 11 PLC ± .01 | 12 PLC ± .01 | 13 PLC ± .01 | 14 PLC ± .01 | 15 PLC ± .01 | 16 PLC ± .01 | 17 PLC ± .01 | 18 PLC ± .01 | 19 PLC ± .01 | 20 PLC ± .01 | 21 PLC ± .01 | 22 PLC ± .01 | 23 PLC ± .01 | 24 PLC ± .01 |
|--------------------|--|-------------|-------------|-------------|-------------|-------------|-------------|-------------|-------------|-------------|-------------|--------------|--------------|--------------|--------------|--------------|--------------|--------------|--------------|--------------|--------------|--------------|--------------|--------------|--------------|--------------|

MATERIAL: . FINISH: . WEIGHT: .

APPROVED: M. PERCHERKE

DATE: 108-1973

APPLICATION SPEC: 114-13038

SCALE: 1:1

SHEET 3 OF 9

REV: E9

TE Connectivity

RIGHT ANGLE HEADER ASSY
SOLDER CONTACTS, W/GUIDES
MULTI-BEAM XL

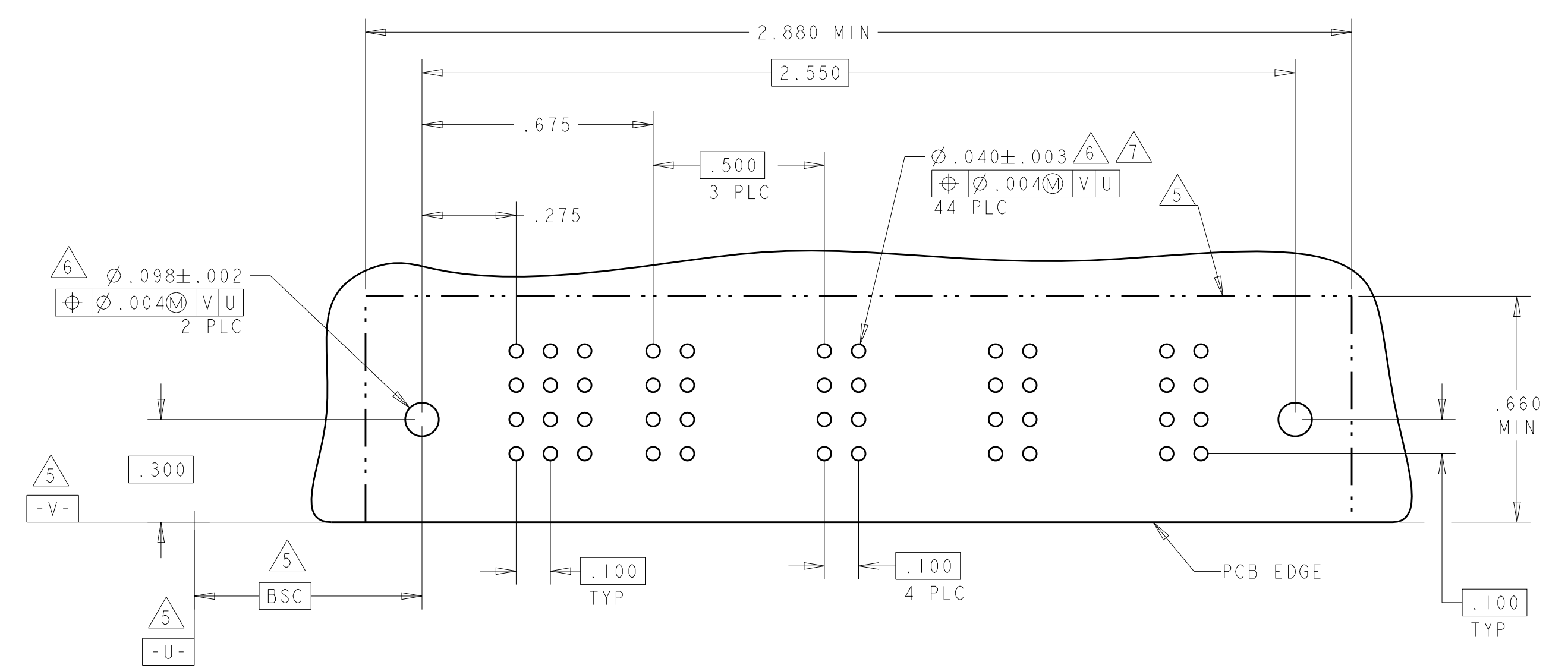
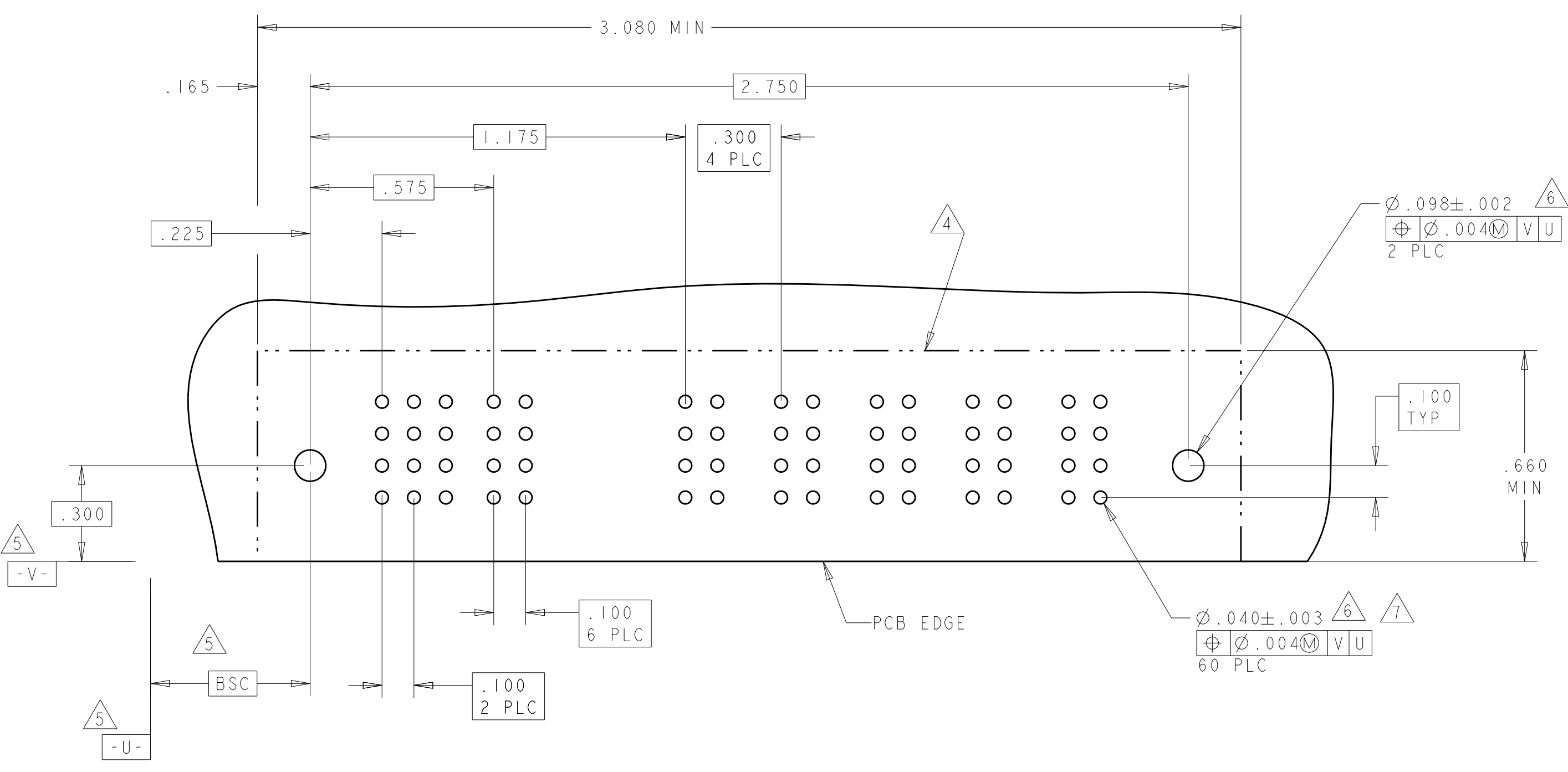
SIZE: A1

CAGE CODE: 6450131

DRAWING NO: 100779

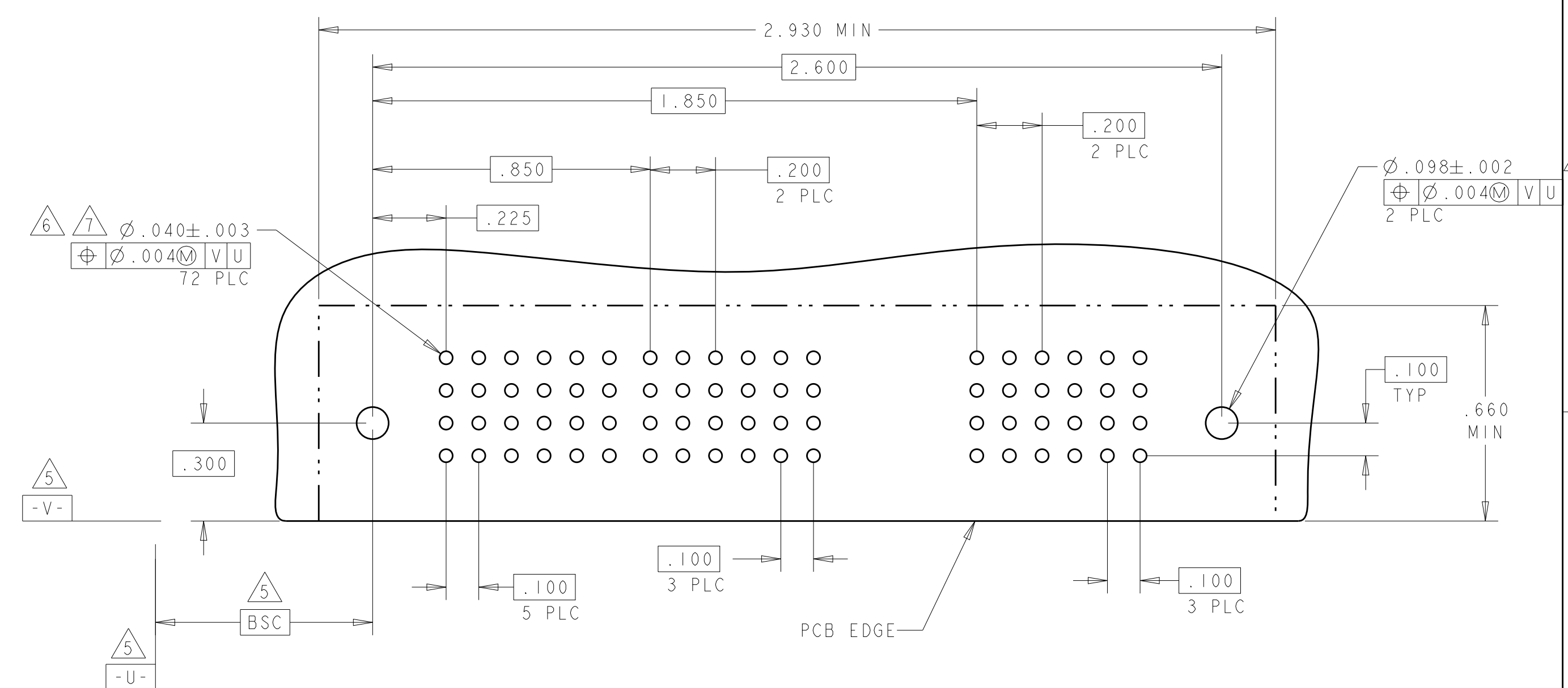
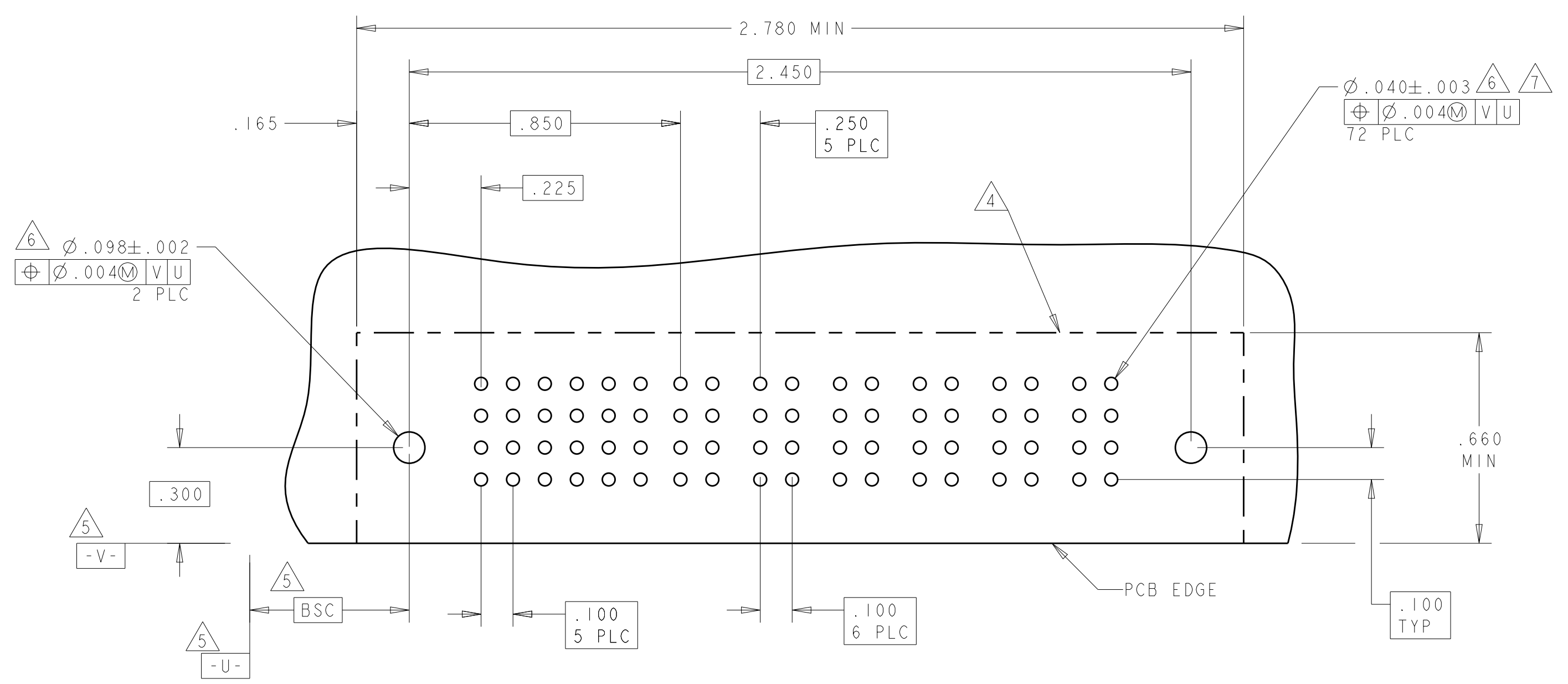
| PART NUMBER | ROWS | SIGNAL | | | POWER | | | | | | |
|-------------|------|--------|---|---|-------|----|----|----|----|----|----|
| | | 1 | 2 | 3 | P1 | P2 | P3 | P4 | P5 | P6 | P7 |
| 6450131-6 | D | Z | Z | Z | PA | PA | PA | PA | PA | PA | PA |
| | C | Y | Y | Y | | | | | | | |
| | B | R | R | R | | | | | | | |
| | A | AI | O | O | | | | | | | |

| PART NUMBER | ROWS | SIGNAL | | | POWER | | | | | | |
|-------------|------|--------|---|---|-------|----|----|----|----|----|----|
| | | 1 | 2 | 3 | P1 | P2 | P3 | P4 | P5 | P6 | P7 |
| I-6450131-1 | D | J | J | J | PM | PM | PM | PM | PM | PM | PM |
| | C | K | K | K | | | | | | | |
| | B | N | N | N | | | | | | | |
| | A | S | S | S | | | | | | | |



| PART NUMBER | ROWS | SIGNAL | | | | | | POWER | | | | | |
|-------------|------|--------|---|---|---|---|---|-------|----|----|----|----|----|
| | | 1 | 2 | 3 | 4 | 5 | 6 | P1 | P2 | P3 | P4 | P5 | P6 |
| 6450131-7 | D | E | E | J | J | J | E | PM | PM | PM | PM | PM | PM |
| | C | F | F | K | K | K | K | | | | | | |
| | B | G | G | N | N | N | N | | | | | | |
| | A | H | H | S | S | S | S | | | | | | |

| PART NUMBER | ROWS | SIGNAL | | | | | | POWER | | | SIGNAL | | | | POWER | | |
|-------------|------|--------|---|---|---|---|---|-------|----|----|--------|---|---|----|-------|----|----|
| | | 1 | 2 | 3 | 4 | 5 | 6 | P1 | P2 | P3 | 7 | 8 | 9 | 10 | P4 | P5 | P6 |
| I-6450131-3 | D | J | J | J | J | J | E | PM | PM | PM | | | | | PM | PM | PM |
| | C | K | K | K | K | K | K | | | | | | | | | | |
| | B | N | N | N | N | N | N | | | | | | | | | | |
| | A | H | S | S | S | S | S | | | | | | | | | | |

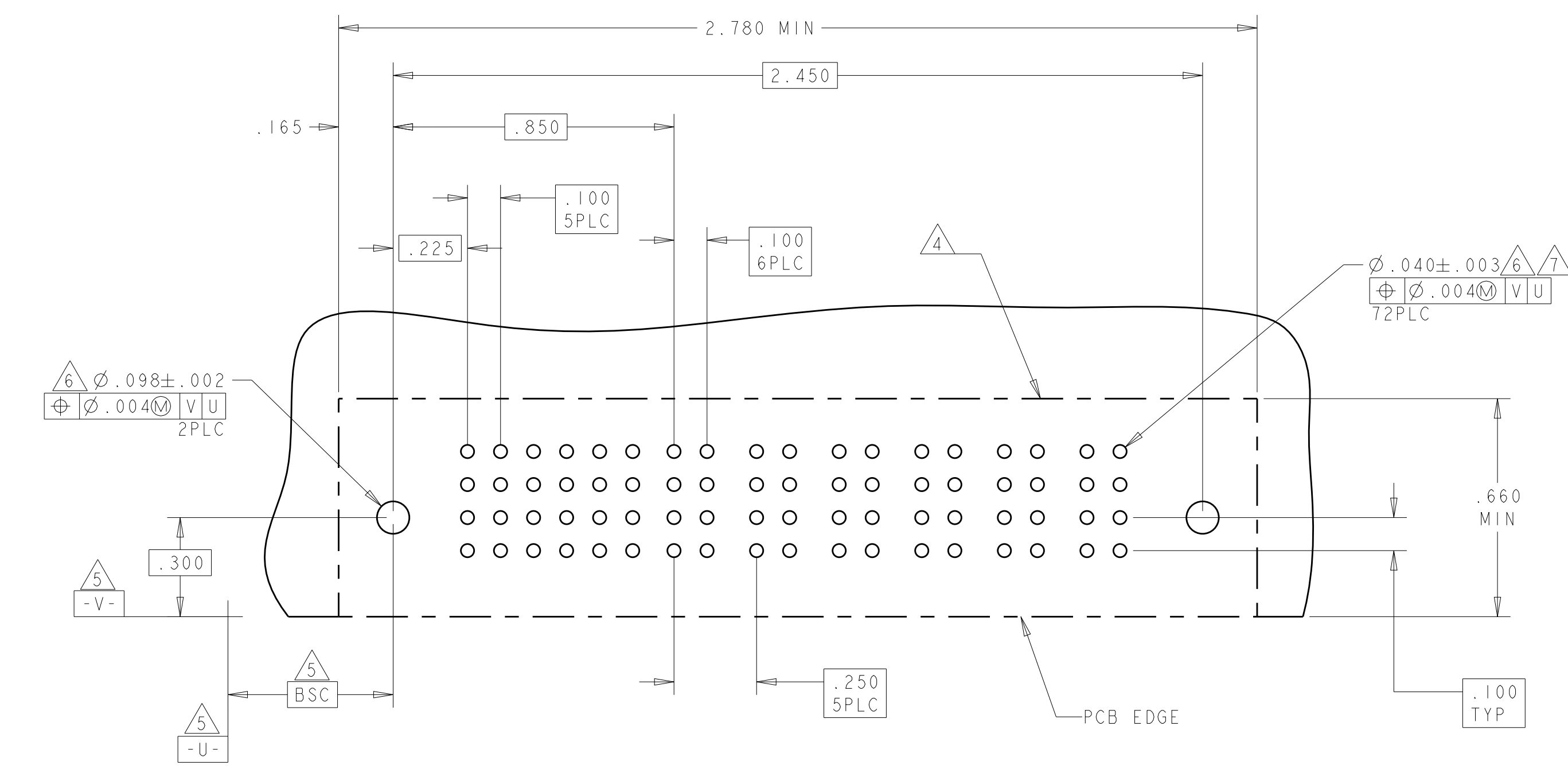
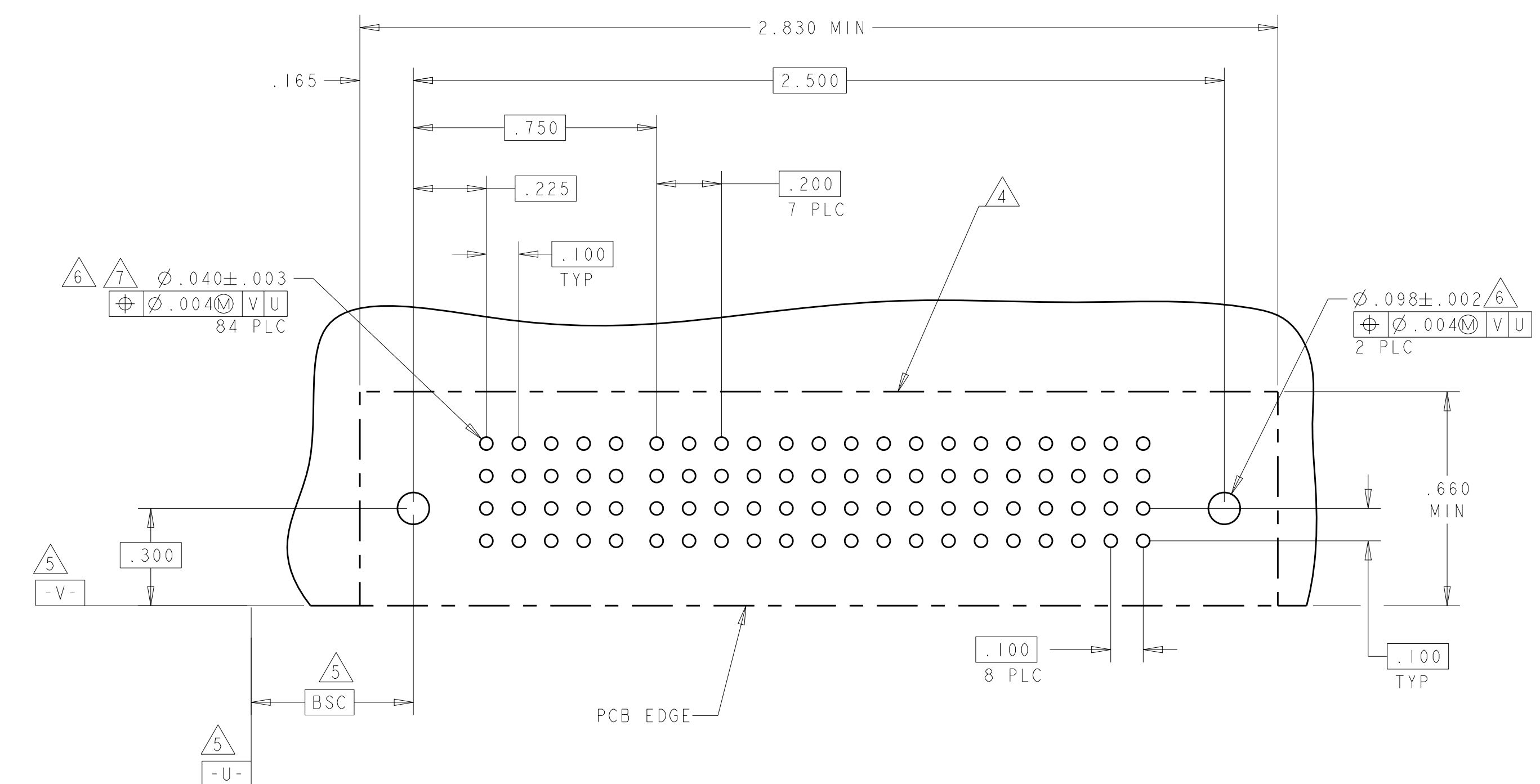
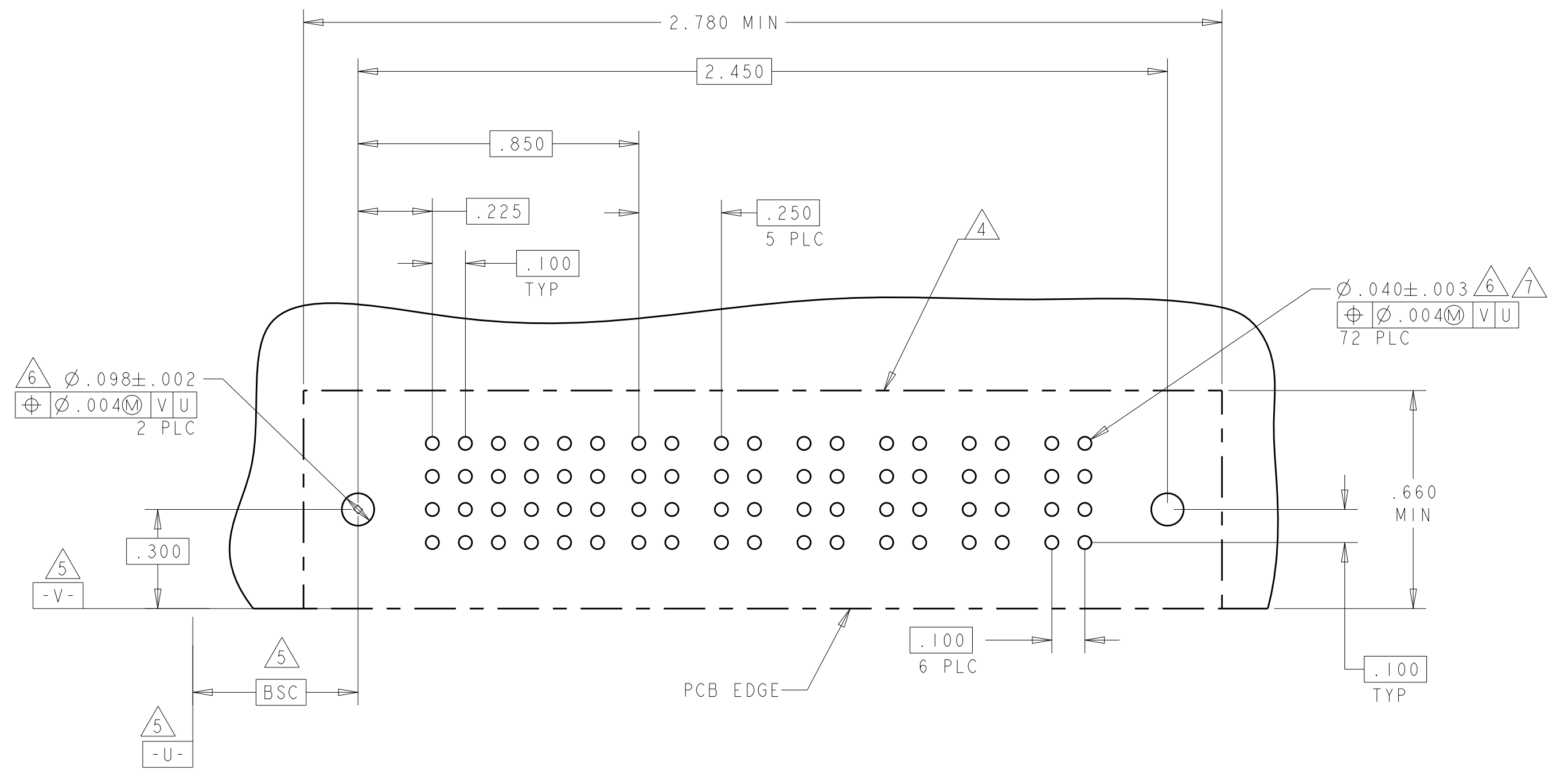


| | | | | |
|--|--|----------------------------|-------------------------------|---|
| THIS DRAWING IS A CONTROLLED DOCUMENT. | | DWN: R. GRZYBOWSKI 15FEB05 | | TE Connectivity |
| DIMENSIONS: INCHES | | CHK: M. PERCHERKE 15FEB05 | | RIGHT ANGLE HEADER ASSY SOLDER CONTACTS, W/GUIDES MULTI-BEAM XL |
| TOLERANCES UNLESS OTHERWISE SPECIFIED: | | APVD: M. PERCHERKE | NAME | |
| 0 PLC ±.01 | | PRODUCT SPEC | 108-1973 | |
| 1 PLC ±.01 | | APPLICATION SPEC | 114-13038 | |
| 2 PLC ±.005 | | WEIGHT | A100779C=6450131 | |
| 3 PLC ±.002 | | FINISH | SCALE 1:1 SHEET 4 OF 9 REV E9 | |
| 4 PLC ±.002 | | CUSTOMER DRAWING | | |
| ANGLES | | | | |

| LOC | | DIST | | REVISIONS | | | |
|-----|----|------|-----|-------------|------|-----|------|
| ES | 00 | P | LTN | DESCRIPTION | DATE | OWN | APVD |
| | | | | SEE SHEET 1 | | | |

| PART NUMBER | ROWS | SIGNAL | | | | | | POWER | | | | | | | |
|-------------|------|--------|---|---|---|---|---|-------|----|----|----|----|----|----|--|
| | | 1 | 2 | 3 | 4 | 5 | 6 | P1 | P2 | P3 | P4 | P5 | P6 | | |
| 1-6450131-4 | D | J | J | J | J | J | J | PM | PM | PM | PM | PM | PM | | |
| | C | K | K | K | K | K | K | | | | | | | | |
| | B | N | N | N | G | N | N | | | | | | | | |
| | A | S | S | S | H | S | S | | | | | | | | |
| 24S + 6P | | HD | | | | | | | | | | | | HD | |

| PART NUMBER | ROWS | SIGNAL | | | | | POWER | | | | | | | | |
|-------------|------|--------|---|---|---|---|-------|----|----|----|----|----|----|----|--|
| | | 1 | 2 | 3 | 4 | 5 | P1 | P2 | P3 | P4 | P5 | P6 | P7 | P8 | |
| 1-6450131-5 | D | J | J | J | J | J | PM | PM | PM | PM | PM | PM | PM | PM | |
| | C | K | K | K | K | K | | | | | | | | | |
| | B | N | G | N | N | N | | | | | | | | | |
| | A | S | S | S | S | S | | | | | | | | | |
| 20S + 8P | | HD | | | | | | | | | | | | HD | |



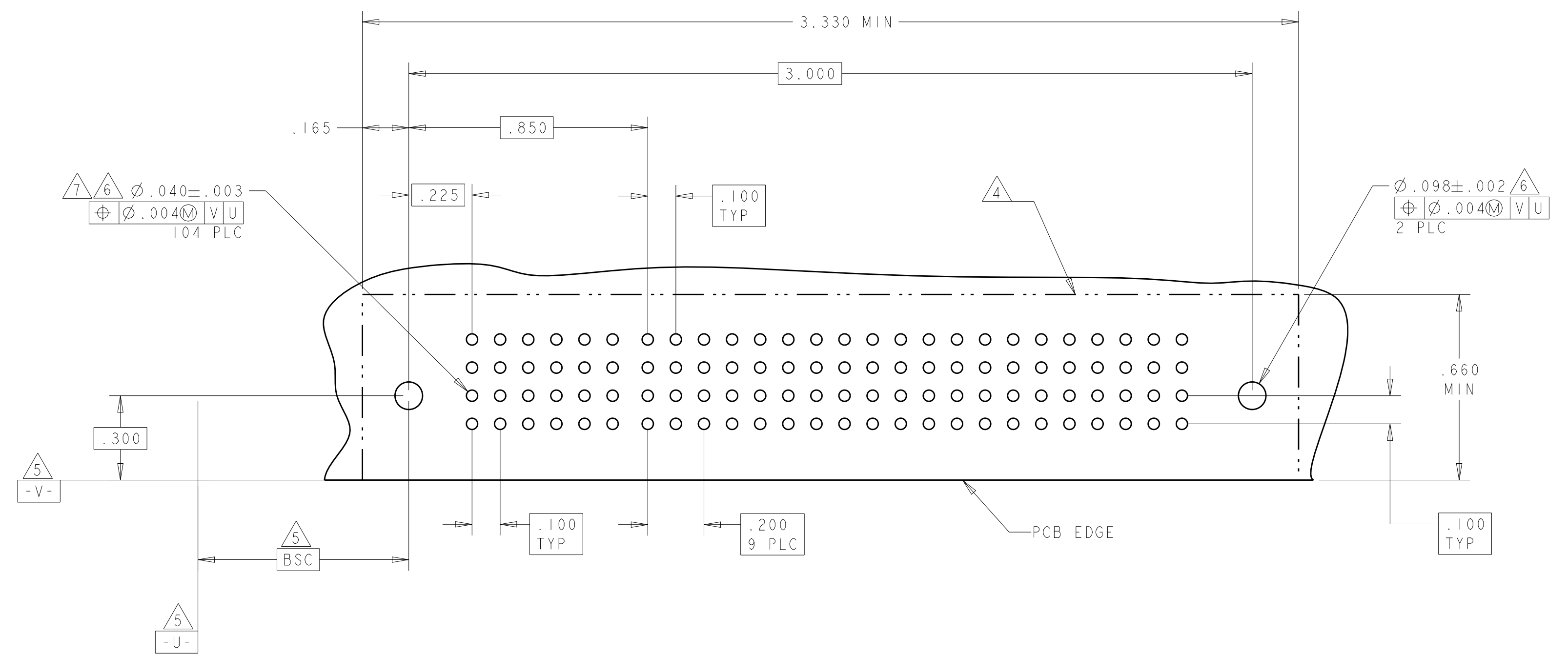
| PART NUMBER | ROWS | SIGNAL | | | | | | POWER | | | | | | | |
|-------------|------|--------|---|---|---|---|---|-------|----|----|----|----|----|----|--|
| | | 1 | 2 | 3 | 4 | 5 | 6 | P1 | P2 | P3 | P4 | P5 | P6 | | |
| 1-6450131-6 | D | J | J | J | J | J | E | PM | PM | PM | PM | PM | PM | | |
| | C | K | K | K | K | K | K | | | | | | | | |
| | B | N | N | N | N | N | N | | | | | | | | |
| | A | H | S | S | S | S | S | | | | | | | | |
| 24S + 6P | | HD | | | | | | | | | | | | HD | |

THIS DRAWING IS A CONTROLLED DOCUMENT. **STE** TE Connectivity

| | | | |
|--------------------|--|-----------------------------|---|
| DIMENSIONS: INCHES | TOLERANCES UNLESS OTHERWISE SPECIFIED: | OWN: R. GRZYBOWSKI 15FEB05 | CHK: M. PERCHERKE 15FEB05 |
| 0 PLC ± .010 | 1 PLC ± .005 | APVD: M. PERCHERKE | NAME: M. PERCHERKE |
| 2 PLC ± .005 | 3 PLC ± .002 | PRODUCT SPEC: 108-1973 | RIGHT ANGLE HEADER ASSY SOLDER CONTACTS, W/GUIDES MULTI-BEAM XL |
| 4 PLC ± .002 | ANGLES ± .002 | APPLICATION SPEC: 114-13038 | SIZE: CAGE CODE: DRAWING NO: A100779 |
| MATERIAL: - | FINISH: - | WEIGHT: - | RESTRICTED TO: - |
| CUSTOMER DRAWING | | SCALE: 1:1 | SHEET 5 OF 9 |

| LOC | DIST | REVISIONS | | | |
|-----|------|-------------|------|-----|------|
| P | LTN | DESCRIPTION | DATE | DMN | APVD |
| - | - | SEE SHEET 1 | - | - | - |
| | | | | | |
| | | | | | |

| PART NUMBER | ROWS | SIGNAL | | | | | | POWER | | | | | | | | | |
|-------------|------|--------|---|---|---|---|---|-------|----|----|----|----|----|----|----|----|-----|
| | | 1 | 2 | 3 | 4 | 5 | 6 | P1 | P2 | P3 | P4 | P5 | P6 | P7 | P8 | P9 | P10 |
| 1-6450131-7 | D | J | J | J | J | J | J | PM | PM | PM | PM | PM | PM | PM | PM | PM | PM |
| | C | K | K | K | F | K | K | PM | PM | PM | PM | PM | PM | PM | PM | PM | PM |
| | B | N | N | N | N | N | N | PM | PM | PM | PM | PM | PM | PM | PM | PM | PM |
| A | A | S | S | S | S | S | S | PM | PM | PM | PM | PM | PM | PM | PM | PM | PM |
| 24S + 10HDP | | | | | | | | | | | | | | | | | |



THIS DRAWING IS A CONTROLLED DOCUMENT.

| | | | |
|-----------------------|---|--------|--------|
| DIMENSIONS: INCHES | TOLERANCES UNLESS OTHERWISE SPECIFIED: 0 PLC ±. 1 PLC ±.01 2 PLC ±.01 3 PLC ±.005 4 PLC ±.0020 ANGLES ±2° | FINISH | FINISH |
|-----------------------|---|--------|--------|

| | | | |
|----------------------------|---------------------------|-----------------------------|--------------------|
| OWN: R. GRZYBOWSKI 15FEB05 | CHK: M. PERCHERKE 15FEB05 | APVD: M. PERCHERKE | NAME: M. PERCHERKE |
| PRODUCT SPEC: 108-1973 | | APPLICATION SPEC: 114-13038 | |
| WEIGHT: - | | CAGE CODE: A100779 | |
| CUSTOMER DRAWING | | DRAWING NO: C=6450131 | |

STE TE Connectivity

RIGHT ANGLE HEADER ASSY
 SOLDER CONTACTS, W/GUIDES
 MULTI-BEAM XL

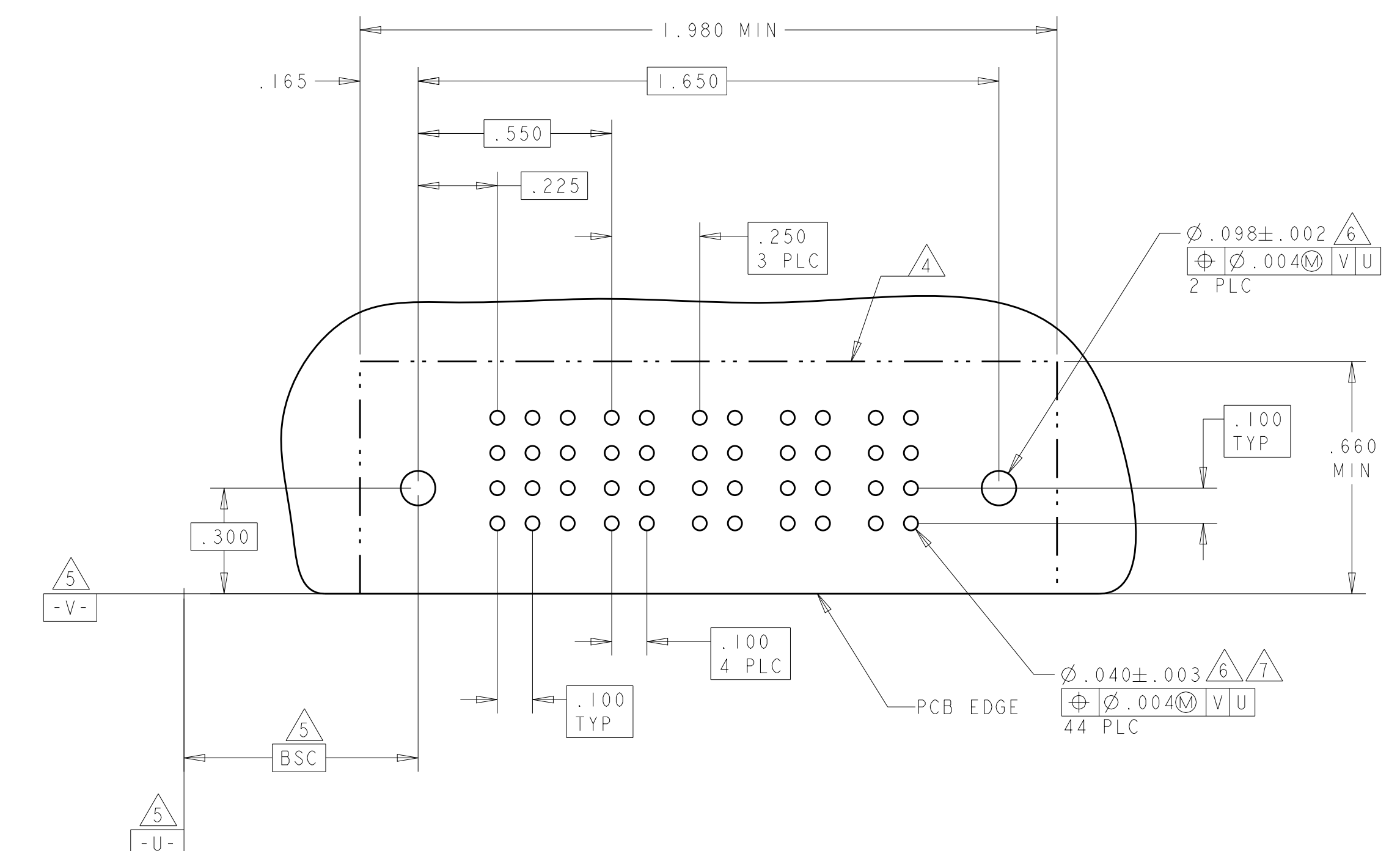
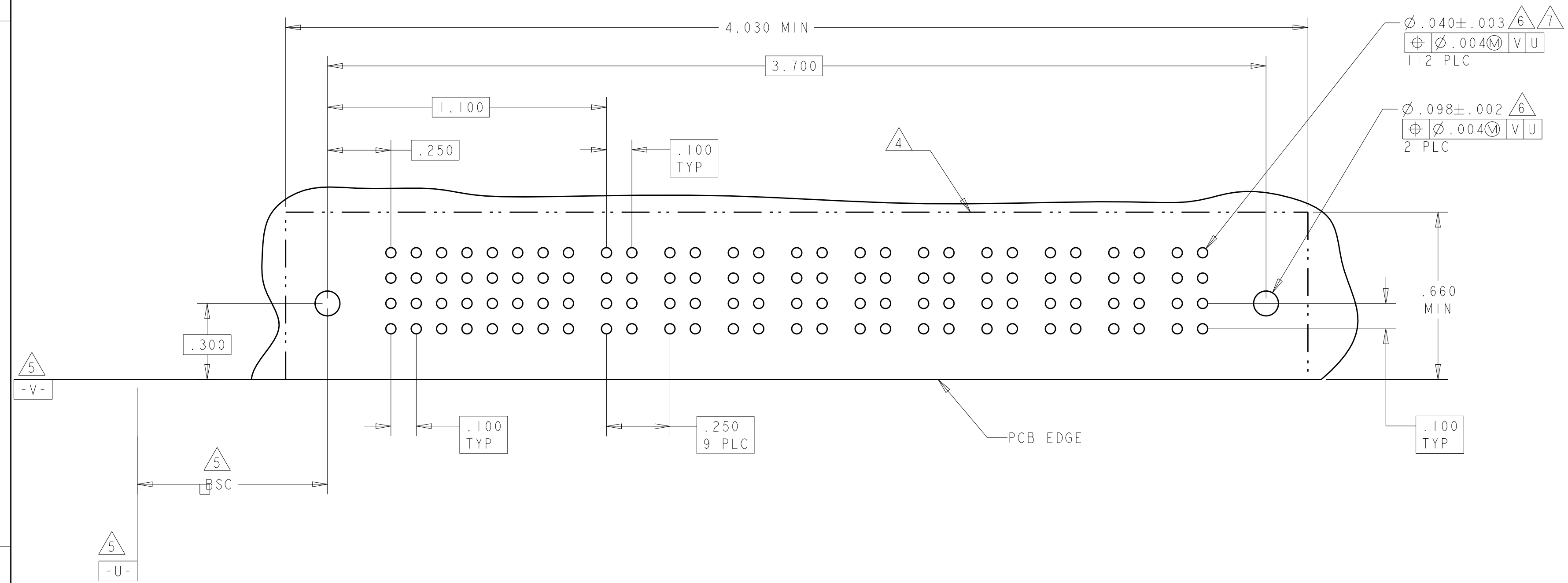
SCALE: 1:1 SHEET 6 OF 9 REV: E9

| LOC | DIST | REV | DATE | BY | APPV |
|-----|------|-----|------|----|------|
| ES | 00 | | | | |

| REVISIONS | | DATE | BY | APPV |
|-----------|-------------|------|----|------|
| 1 | SEE SHEET 1 | | | |

| PART NUMBER | ROWS | SIGNAL | | | | | | | | POWER | | | | | | | | | |
|-------------|------|--------|---|---|---|---|---|---|---|-------|----|----|----|----|----|----|----|----|-----|
| | | 1 | 2 | 3 | 4 | 5 | 6 | 7 | 8 | P1 | P2 | P3 | P4 | P5 | P6 | P7 | P8 | P9 | P10 |
| I-6450131-8 | D | J | J | J | J | J | J | J | J | PM | PM | PM | PM | PM | PM | PM | PM | PM | PM |
| | C | K | K | K | F | F | K | K | K | | | | | | | | | | |
| | B | N | N | N | G | G | N | N | N | | | | | | | | | | |
| 32S + 10P | A | S | S | S | S | S | S | S | S | | | | | | | | | | |

| PART NUMBER | ROWS | SIGNAL | | | POWER | | | |
|-------------|------|--------|----|----|-------|----|----|----|
| | | 1 | 2 | 3 | P1 | P2 | P3 | P4 |
| I-6450131-9 | D | J | FJ | FJ | | | | |
| | C | K | K | K | PM | PM | PM | PM |
| | B | N | N | N | | | | |
| 12S + 4P | A | H | H | S | | | | |



THIS DRAWING IS A CONTROLLED DOCUMENT.

| | | | |
|-------------|--|-----------------------------|--------------------|
| DIMENSIONS: | TOLERANCES UNLESS OTHERWISE SPECIFIED: | OWN: R. GRZYBOWSKI | 15FEB05 |
| INCHES | 0 PLC ±.01 | CHK: M. PERCHERKE | 15FEB05 |
| | 1 PLC ±.01 | APVD: M. PERCHERKE | |
| | 2 PLC ±.01 | NAME: R. GRZYBOWSKI | |
| | 3 PLC ±.01 | PRODUCT SPEC: 108-1973 | |
| | 4 PLC ±.005 | APPLICATION SPEC: 114-13038 | |
| | ANGLES ±.0020 | SIZE: A1 | CAGE CODE: 6450131 |
| MATERIAL: | FINISH: | WEIGHT: | RESTRICTED TO: |
| | | | |

STE TE Connectivity

RIGHT ANGLE HEADER ASSY
 SOLDER CONTACTS, W/GUIDES
 MULTI-BEAM XL

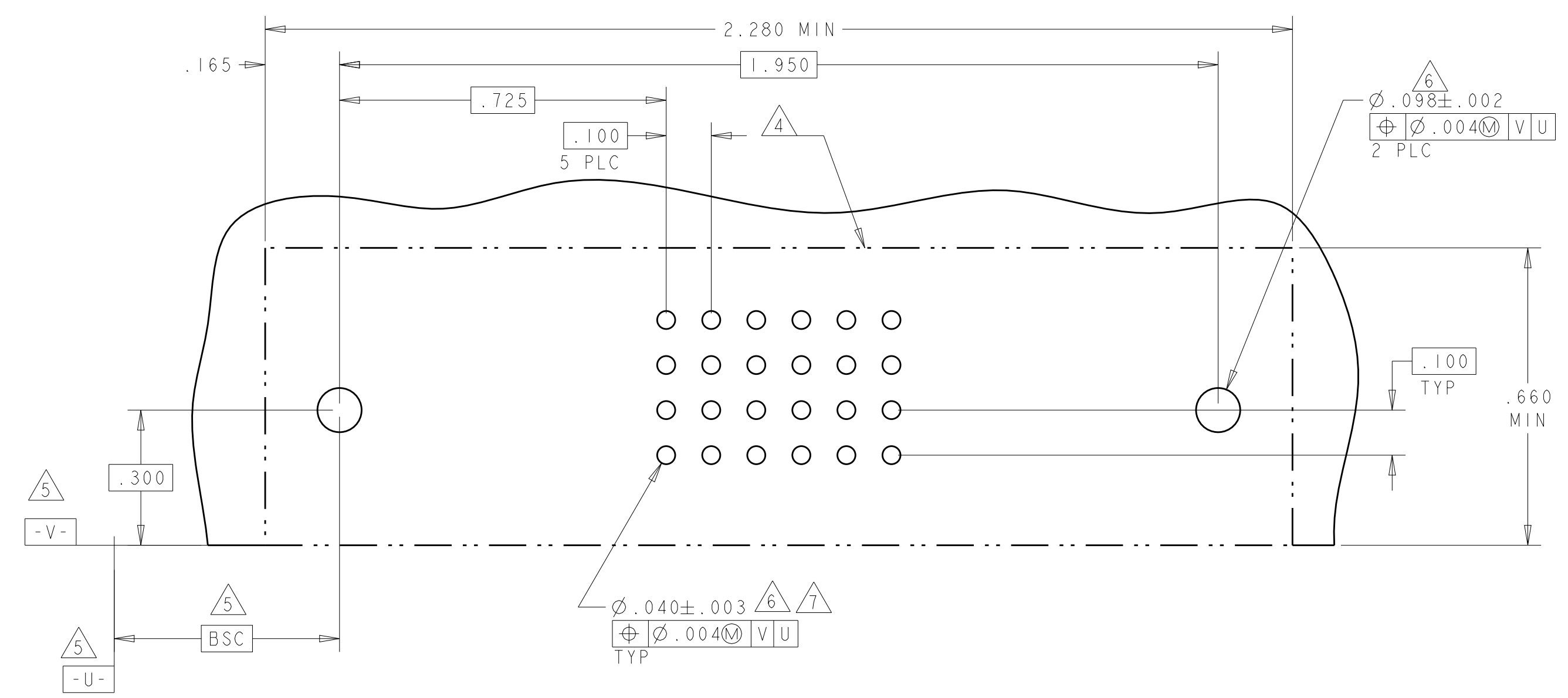
CUSTOMER DRAWING SCALE 1:1 SHEET 7 OF 9 REV E9

| LOC | DIST | REVISIONS | | | |
|-----|------|-------------|------|-----|------|
| P | LTN | DESCRIPTION | DATE | DMN | APVD |
| - | - | SEE SHEET 1 | - | - | - |

| PART NUMBER | ROWS | POWER | | SIGNAL | | | | | | POWER | |
|-------------|------|-------|-----|--------|---|---|---|---|---|-------|----|
| | | P1 | P2 | 1 | 2 | 3 | 4 | 5 | 6 | P3 | P4 |
| 2-6450131-1 | D | HD | [] | J | J | J | J | J | J | [] | HD |
| | C | | | K | K | K | K | K | F | | |
| | B | | | N | N | N | N | N | N | | |
| | A | | | S | S | S | S | S | S | | |

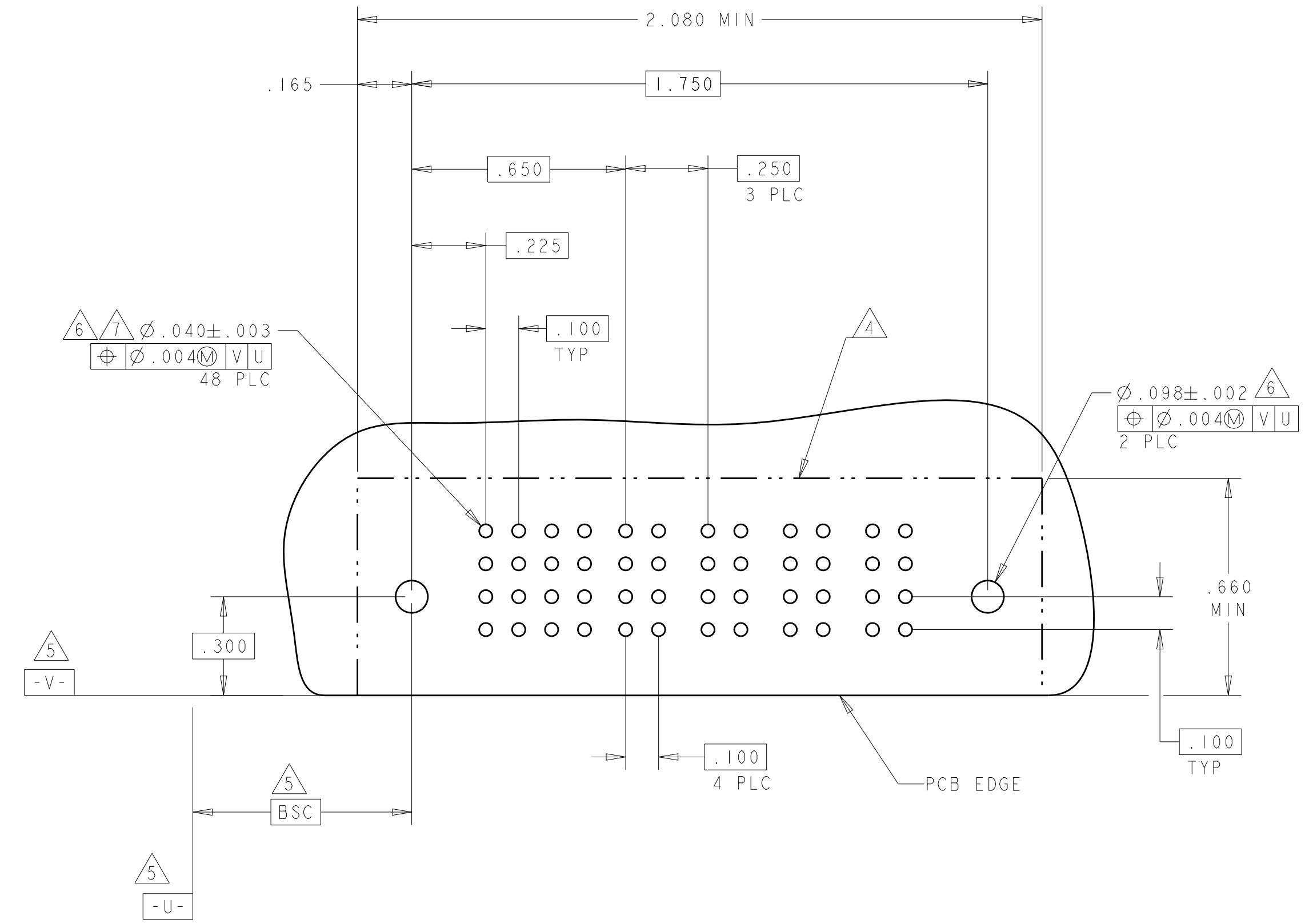
24S

NO CONTACT LOADED



| PART NUMBER | ROWS | SIGNAL | | | | POWER | | | |
|-------------|------|--------|---|---|---|-------|----|----|----|
| | | 1 | 2 | 3 | 4 | P1 | P2 | P3 | P4 |
| 2-6450131-2 | D | J | J | J | J | PM | PM | PM | PM |
| | C | K | K | K | K | | | | |
| | B | N | N | N | N | | | | |
| | A | H | S | S | S | | | | |

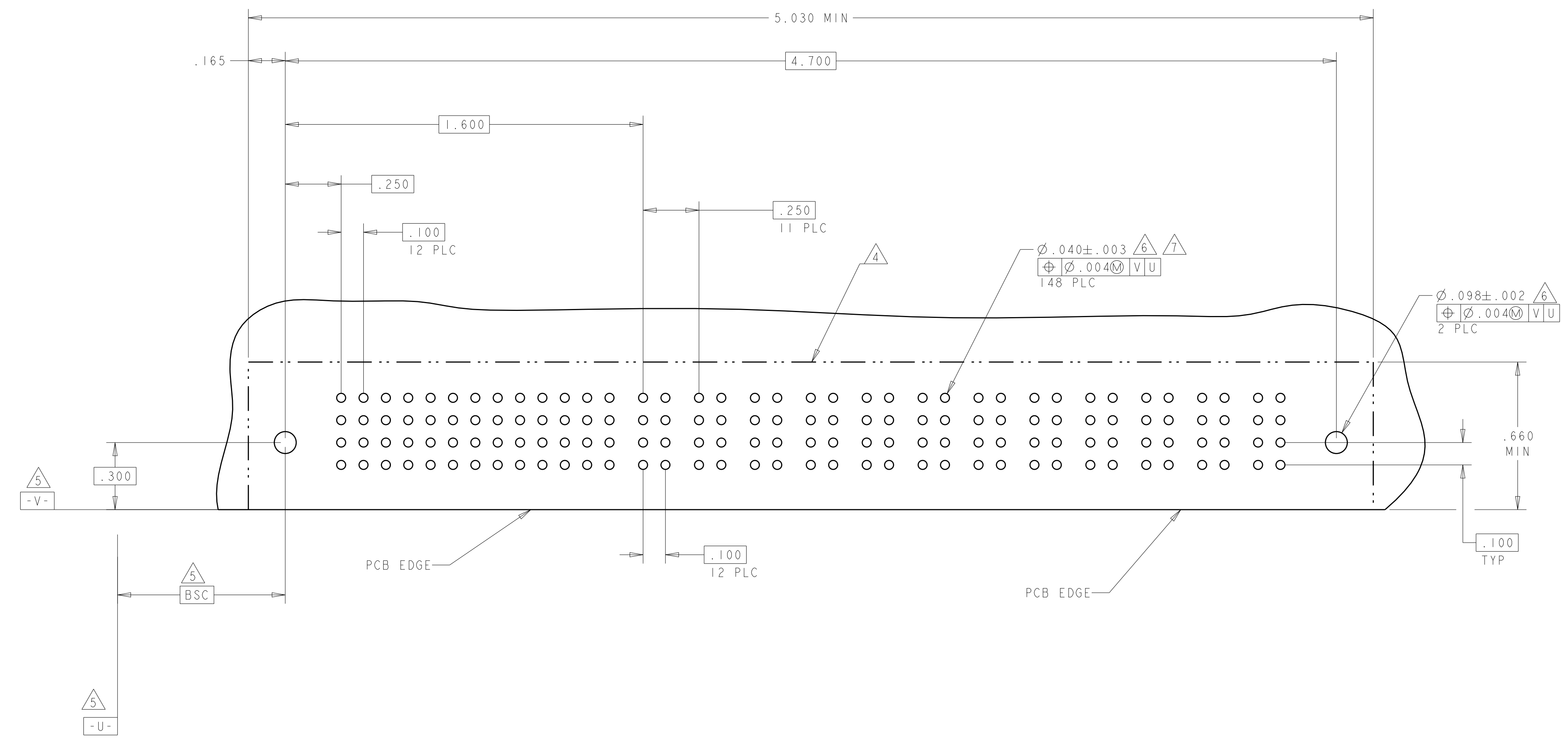
16S + 4P



| | | | |
|--|--|-----------------------------|---------------------------------|
| THIS DRAWING IS A CONTROLLED DOCUMENT. | | DMN: R. GRZYBOWSKI 15FEB05 | TE Connectivity |
| DIMENSIONS: INCHES | | CHK: M. PERCHERKE | |
| TOLERANCES UNLESS OTHERWISE SPECIFIED: | | APVD: M. PERCHERKE | NAME: RIGHT ANGLE HEADER ASSY |
| 0 PLC ±.01 | | PRODUCT SPEC: 108-1973 | SOLDER CONTACTS, W/GUIDES |
| 1 PLC ±.01 | | APPLICATION SPEC: 114-13038 | MULTI-BEAM XL |
| 2 PLC ±.01 | | SIZE: 114-13038 | RESTRICTED TO: |
| 3 PLC ±.01 | | WEIGHT: - | A100779C=6450131 |
| 4 PLC ±.002 | | CUSTOMER DRAWING | SCALE: 1:1 SHEET 8 OF 9 REV: E9 |
| ANGLES: ±.2° | | | |
| FINISH: - | | | |

| LOC | DIST | REVISIONS | | | | | |
|-----|------|-----------|-----|-------------|------|-----|------|
| | | P | LTN | DESCRIPTION | DATE | DWN | APVD |
| ES | 00 | - | - | SEE SHEET 1 | - | - | - |
| | | | | | | | |
| | | | | | | | |

| PART NUMBER | ROWS | SIGNAL | | | | | | | | | | | | POWER | | | | | | | | | | | |
|-------------|------|--------|---|---|---|---|---|---|---|---|----|----|----|-------|----|----|----|----|----|----|----|----|----|-----|-----|
| | | 1 | 2 | 3 | 4 | 5 | 6 | 7 | 8 | 9 | 10 | 11 | 12 | 13 | P1 | P2 | P3 | P4 | P5 | P6 | P7 | P8 | P9 | P10 | P11 |
| 2-6450131-3 | D | J | J | J | J | J | J | J | J | J | J | J | J | PM | PM | PM | PM | PM | PM | PM | PM | PM | PM | PM | PM |
| | C | K | K | K | K | K | F | F | K | K | K | K | K | | | | | | | | | | | | |
| | B | N | N | N | N | N | G | G | N | N | N | N | N | | | | | | | | | | | | |
| | A | S | S | S | S | S | S | S | S | S | S | S | S | | | | | | | | | | | | |
| 52S + 12P | | HD | | | | | | | | | | | | HD | | | | | | | | | | | |



| | | | |
|--|--|---------------------------------|---|
| THIS DRAWING IS A CONTROLLED DOCUMENT. | | DWN R. GRZYBOWSKI 15FEB05 | TE Connectivity |
| DIMENSIONS: INCHES | | CHK M. PERCHERKE 15FEB05 | |
| TOLERANCES UNLESS OTHERWISE SPECIFIED: 0 PLC ± 2 PLC ±.01 3 PLC ±.05 4 PLC ±.0020 ANGLES ±.2° | | APVD M. PERCHERKE | NAME RIGHT ANGLE HEADER ASSY SOLDER CONTACTS, W/GUIDES MULTI-BEAM XL |
| MATERIAL | | PRODUCT SPEC 108-1973 | SIZE 114-13038 |
| FINISH | | APPLICATION SPEC | RESTRICTED TO |
| | | WEIGHT | A100779C=6450131 |
| | | CUSTOMER DRAWING | SCALE 1:1 SHEET 9 OF 9 REV E 9 |

Компания «Океан Электроники» предлагает заключение долгосрочных отношений при поставках импортных электронных компонентов на взаимовыгодных условиях!

Наши преимущества:

- Поставка оригинальных импортных электронных компонентов напрямую с производств Америки, Европы и Азии, а так же с крупнейших складов мира;
- Широкая линейка поставок активных и пассивных импортных электронных компонентов (более 30 млн. наименований);
- Поставка сложных, дефицитных, либо снятых с производства позиций;
- Оперативные сроки поставки под заказ (от 5 рабочих дней);
- Экспресс доставка в любую точку России;
- Помощь Конструкторского Отдела и консультации квалифицированных инженеров;
- Техническая поддержка проекта, помощь в подборе аналогов, поставка прототипов;
- Поставка электронных компонентов под контролем ВП;
- Система менеджмента качества сертифицирована по Международному стандарту ISO 9001;
- При необходимости вся продукция военного и аэрокосмического назначения проходит испытания и сертификацию в лаборатории (по согласованию с заказчиком);
- Поставка специализированных компонентов военного и аэрокосмического уровня качества (Xilinx, Altera, Analog Devices, Intersil, Interpoint, Microsemi, Actel, Aeroflex, Peregrine, VPT, Syfer, Eurofarad, Texas Instruments, MS Kennedy, Miteq, Cobham, E2V, MA-COM, Hittite, Mini-Circuits, General Dynamics и др.);

Компания «Океан Электроники» является официальным дистрибьютором и эксклюзивным представителем в России одного из крупнейших производителей разъемов военного и аэрокосмического назначения «JONHON», а так же официальным дистрибьютором и эксклюзивным представителем в России производителя высокотехнологичных и надежных решений для передачи СВЧ сигналов «FORSTAR».



JONHON

«JONHON» (основан в 1970 г.)

Разъемы специального, военного и аэрокосмического назначения:

(Применяются в военной, авиационной, аэрокосмической, морской, железнодорожной, горно- и нефтедобывающей отраслях промышленности)

«FORSTAR» (основан в 1998 г.)

ВЧ соединители, коаксиальные кабели,
кабельные сборки и микроволновые компоненты:

(Применяются в телекоммуникациях гражданского и специального назначения, в средствах связи, РЛС, а так же военной, авиационной и аэрокосмической отраслях промышленности).



Телефон: 8 (812) 309-75-97 (многоканальный)

Факс: 8 (812) 320-03-32

Электронная почта: ocean@oceanchips.ru

Web: <http://oceanchips.ru/>

Адрес: 198099, г. Санкт-Петербург, ул. Калинина, д. 2, корп. 4, лит. А