

HIGH POWER 8C-30C SERIES

8kV to 30kV High Voltage Cap-Charging Supplies

This High Power line of high-voltage regulated DC to DC converters is an extension of the C Series, directly addressing the high power density needs of >30 watt applications. High Power 8C - 30C units provide up to 60/125/250 watts. This high power density is especially suited to high-energy systems with large capacitances, fast repetition rates, or high continuous-DC-power requirements. See Application Note 10 for more changing information. Typical applications for the High Power 8C-30C Series include the following: laser, cap-charger, pulse generators, Q-switch, and TDR test equipment.

- 7 models from 0 to 8kV through 0 to 30kV
- 60, 125, or 250 watts of output power
- Maximum Iout capability down to 0 Volts
- Maximum Iout during charge/rise time
- Output short-circuit protection
- Very fast rise with very low overshoot



- High efficiency
- High power to voltage density
- Very low profile
- Output current & voltage monitors
- >200,000 hour MTBF @65°C
- Fixed-frequency, low-stored-energy design
- UL/cUL Recognized Component; CE Mark (LVD & RoHS)

| PARAMETER | CONDITIONS | ALL TYPES | | | | | | | | | | | | | | | | | | | | UNITS | | | | | | | | | | | | | | | | |
|-----------------------------------|---|--|----------|----------|----------|----------|-------------|----------|----------|---------|----------|-------------|---------|----------|---------|---------|-------------|---------|--------|---------|--------|-------------|----|-----|-----|----|-------------|-----|----|-----|-----|-------------|-----|-----|----|-----|-------|-------|
| INPUT | | ALL TYPES | | | | | | | | | | | | | | | | | | | | | | | | | | | | | | | | | | | | |
| Voltage Range | Full Power | + 23 to 30 | | | | | | | | | | | | | | | | | | | | VDC | | | | | | | | | | | | | | | | |
| Voltage Range | Derated Power Range | 60W, 125W: + 11 to 30, 250W: 15-30 | | | | | | | | | | | | | | | | | | | | VDC | | | | | | | | | | | | | | | | |
| Current | Standby / Disable | < 40 | | | | | | | | | | | | | | | | | | | | mA | | | | | | | | | | | | | | | | |
| Current | No Load, Max Eout | 8C to 15C < 500, 20C to 25C < 600 | | | | | | | | | | | | | | | | | | | | mA | | | | | | | | | | | | | | | | |
| Current | Max Load, Max Eout | 60W: 3.25, 125W: 6.5, 250W: 13 | | | | | | | | | | | | | | | | | | | | A | | | | | | | | | | | | | | | | |
| AC Ripple Current | Nominal Input, Full Load | < 50 | | | | | | | | | | | | | | | | | | | | mA p-p | | | | | | | | | | | | | | | | |
| OUTPUT | | 8C | | | | | 10C | | | | | 12C | | | | | 15C | | | | | 20C | | | | | 25C | | | | | 30C | | | | | | |
| Voltage Range | Nominal Input | 0 to 8,000 | | | | | 0 to 10,000 | | | | | 0 to 12,000 | | | | | 0 to 15,000 | | | | | 0 to 20,000 | | | | | 0 to 25,000 | | | | | 0 to 30,000 | | | | | VDC | |
| Power | Nominal Input, Max Eout | 60 | 125 | 250 | 60 | 125 | 250 | 60 | 125 | 250 | 60 | 125 | 250 | 60 | 125 | 250 | 60 | 125 | 250 | 60 | 125 | 250 | 60 | 125 | 250 | 60 | 125 | 250 | 60 | 125 | 250 | 60 | 125 | 250 | 60 | 125 | 250 | Watts |
| Current | Iout, Entire Output Voltage Range | 7.5 | 15.5 | 31.2 | 6 | 12.5 | 25 | 5 | 10.5 | 20.8 | 4 | 8.3 | 16.7 | 3 | 6.25 | 12.5 | 2.4 | 5 | 10 | 2 | 4.17 | 8.33 | | | | | | | | | | | | | | | | mA |
| Current Scale Factor | Full Load | 4.7 | 14.2 | 6.25 | 4.1 | 10.9 | 5 | 4.0 | 7.4 | 4.17 | 4.0 | 7.5 | 3.33 | .65 | .653 | 2.5 | .65 | .650 | 2 | .65 | .642 | 1.67 | | | | | | | | | | | | | | | mAV | |
| Voltage Monitor Scaling | | 60W & 125W Models - 1000:1 ± 2% into 10MΩ; 250W Models - 10,000:1 ± 2% | | | | | | | | | | | | | | | | | | | | - | | | | | | | | | | | | | | | | |
| Internal Capacitance | Capacitance / 95% Decay (50Meg Load) | 4400/659 | 2200/330 | 1500/225 | 2933/439 | 1467/220 | 1500/225 | 2933/439 | 1467/220 | 750/112 | 2200/330 | 1100/165 | 750/112 | 1320/200 | 880/132 | 750/112 | 1100/165 | 733/110 | 500/75 | 825/125 | 550/85 | 500/75 | | | | | | | | | | | | | | | pF/mS | |
| Ripple | Full Load, Max Eout | < 1% | | | | | | | | | | | | | | | | | | | | V p-p | | | | | | | | | | | | | | | | |
| Rise Time | Max Iout, Various C Loads & Eout | Figure A | | | | | | | | | | | | | | | | | | | | - | | | | | | | | | | | | | | | | |
| Storage Capacitance | Internal | 4400 | 2200 | 1500 | 2933 | 1467 | 1500 | 2933 | 1467 | 750 | 2200 | 1100 | 750 | 1320 | 880 | 750 | 1100 | 733 | 500 | 825 | 550 | 500 | | | | | | | | | | | | | | pF | | |
| Overshoot | C Load, 0 Eout to Full Eout | < 1% | | | | | | | | | | | | | | | | | | | | V pk | | | | | | | | | | | | | | | | |
| Line Regulation | Nom. Input, Max Eout, Full Power | < 0.01% | | | | | | | | | | | | | | | | | | | | VDC | | | | | | | | | | | | | | | | |
| Static Load Regulation | No Load to Full Load, Max Eout | < 0.01% | | | | | | | | | | | | | | | | | | | | VDC | | | | | | | | | | | | | | | | |
| Stability | 30 Min. warmup, per 8 hr/ per day | < 0.01% / < 0.02% | | | | | | | | | | | | | | | | | | | | VDC | | | | | | | | | | | | | | | | |
| PROGRAMMING & CONTROLS | | ALL TYPES | | | | | | | | | | | | | | | | | | | | | | | | | | | | | | | | | | | | |
| Input Impedance | Nominal Input | + Output Models 1.1MΩ to GND, - Output Models 1.1MΩ to +5 Vref | | | | | | | | | | | | | | | | | | | | MΩ | | | | | | | | | | | | | | | | |
| Adjust Resistance | Typical Potentiometer Values | 10K to 100K (Pot across Vref. & Signal GND, Wiper to Adjust) | | | | | | | | | | | | | | | | | | | | Ω | | | | | | | | | | | | | | | | |
| Adjust Logic | 0 to +5 for +Out, +5 to 0 for - Out | +4.64 VDC for +Output or +0.36 for -Output = Nominal Eout | | | | | | | | | | | | | | | | | | | | - | | | | | | | | | | | | | | | | |
| Output Voltage & Impedance | T=+25°C | + 5.00VDC ± 1%, Zout = 464Ω ± 1% | | | | | | | | | | | | | | | | | | | | - | | | | | | | | | | | | | | | | |
| Enable/Disable | | 0 to +0.8V Disable, +2.0 to 32 Enable (Default = Enable) | | | | | | | | | | | | | | | | | | | | VDC | | | | | | | | | | | | | | | | |
| ENVIRONMENTAL | | ALL TYPES | | | | | | | | | | | | | | | | | | | | | | | | | | | | | | | | | | | | |
| Operating | Full Load, Max E out, Case Temperature | -40 to +65 | | | | | | | | | | | | | | | | | | | | °C | | | | | | | | | | | | | | | | |
| Coefficient | Over the Specified Temperature | ±50 (±25 Optional) | | | | | | | | | | | | | | | | | | | | PPM/°C | | | | | | | | | | | | | | | | |
| Thermal Shock | Mil-Std-810, Method 503-4, Proc. II | -40 to +65 | | | | | | | | | | | | | | | | | | | | °C | | | | | | | | | | | | | | | | |
| Storage | Non-Operating, Case Temp. | -55 to +105 | | | | | | | | | | | | | | | | | | | | °C | | | | | | | | | | | | | | | | |
| Humidity | All Conditions, Standard Package | 0 to 95% non-condensing | | | | | | | | | | | | | | | | | | | | - | | | | | | | | | | | | | | | | |
| Altitude | Standard Package, All Conditions | Sea Level through 70,000 | | | | | | | | | | | | | | | | | | | | ft | | | | | | | | | | | | | | | | |
| Shock | Mil-Std-810, Method 516.5, Proc. IV | 20 | | | | | | | | | | | | | | | | | | | | G's | | | | | | | | | | | | | | | | |
| Vibration | Mil-Std-810, Method 514.5, Fig.514.5C-3 | 10 | | | | | | | | | | | | | | | | | | | | G's | | | | | | | | | | | | | | | | |

Specifications subject to change without notice.

C = uF
V = Volts
I = mA
T = mS

$$T = \frac{C \times V}{I}$$

C = uF
V = kV
I = mA
F = Hz

$$I = C \times V \times F$$

C = uF
V = kV
I = mA
F = Hz

$$F = \frac{I}{C \times V}$$

C = uF
E² = kV
J = Ws

$$J = \frac{C \times E^2}{2}$$

Figure A - Rise Time Formulas

NOTES: Capacitance must include HVPS internal Capacitance.



Making High Voltage Easier!®

Higher Service, Higher Performance, Higher Reliability

©2011, UltraVolt Inc. All rights reserved.

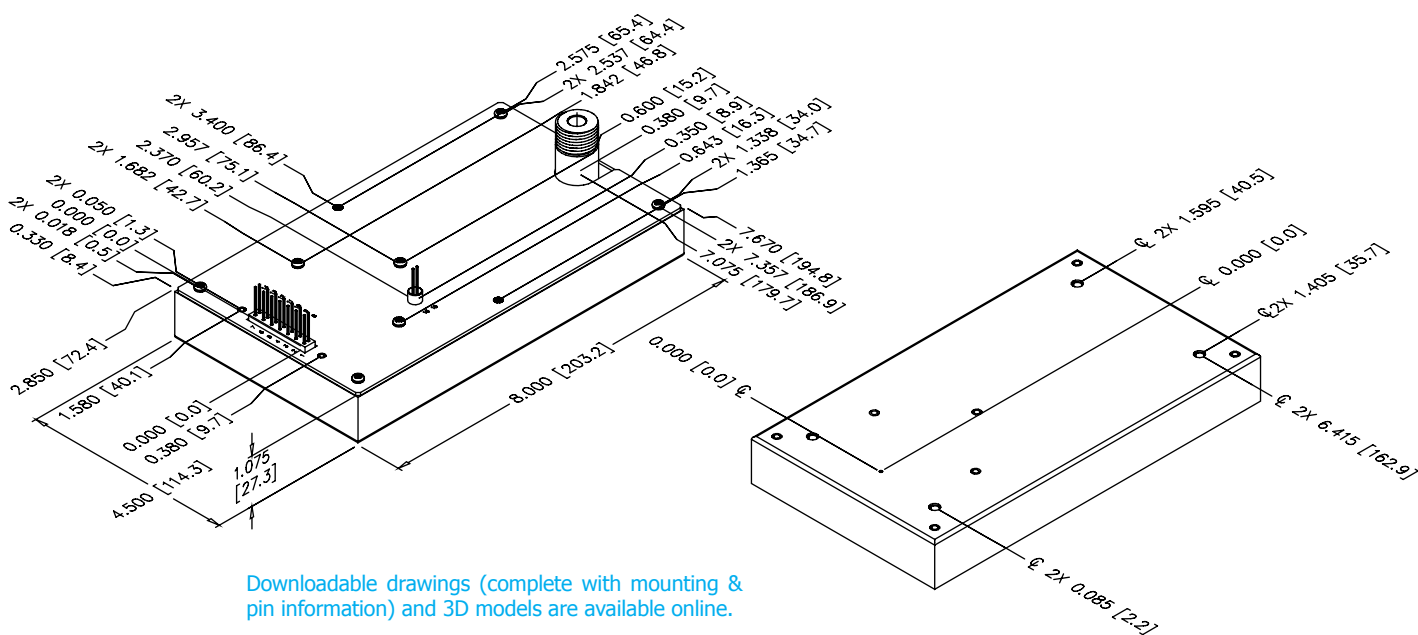
HIGH POWER 8C-30C SERIES

8kV to 30kV High Voltage Cap-Charging Supplies

8C TO 15C - 60/125W



20C TO 30C - 60/125W



Downloadable drawings (complete with mounting & pin information) and 3D models are available online.



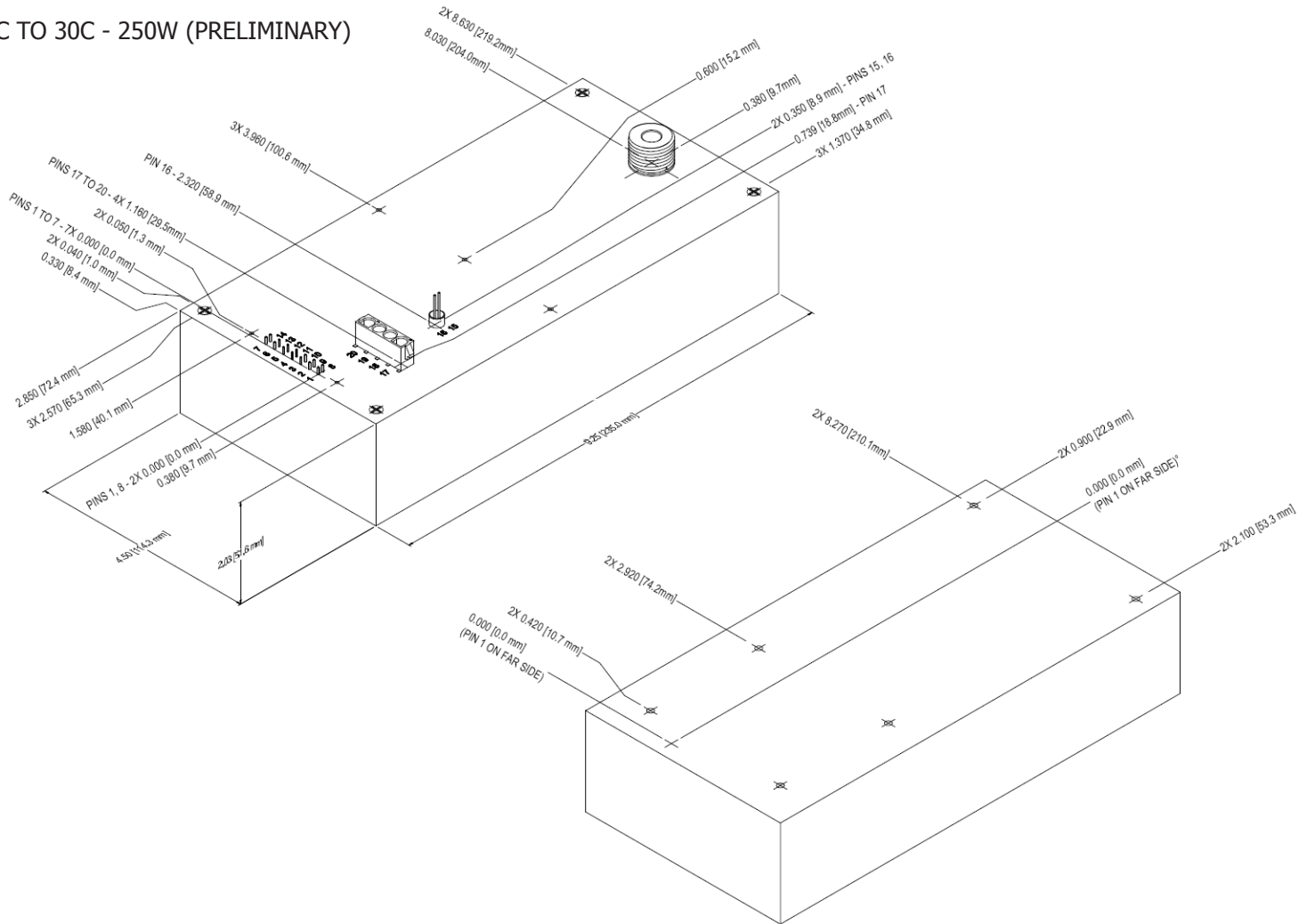
Making High Voltage Easier!®

1800 Ocean Avenue, Ronkonkoma, NY 11779
 Phone: 1-631-471-4444 Fax: 1-631-471-4696 www.ultravolt.com

HIGH POWER 8C-30C SERIES

8kV to 30kV High Voltage Cap-Charging Supplies

8C TO 30C - 250W (PRELIMINARY)



CONSTRUCTION

Epoxy-filled Aluminum Box
Chem film per MIL-A-8625 Type II (Anodizing)

SIZE - 60 & 125W MODELS

Volume 38.7 in³ (634cc)
Weight 2.6 lbs. (1.18kg)

SIZE - 250W MODELS

Volume 84.5 in³ (1386cc)
Weight 5.6 lbs. (2.54kg)

TOLERANCE

Overall $\pm 0.025''$ (0.64)
Pin to Pin $\pm 0.015''$ (0.38)
Hole to hole location $\pm 0.025''$ (0.64)

PINS

Gold-plated 0.025 (0.64) sq.
The center of the pins and mounting holes are located from the center of pin 1
Pins 1 thru 14 spacing 0.100 (2.54) x 0.200 (5.08) on center, height from cover 0.280 (7.11) min
Pins 15 and 16 spacing 0.100 (2.54) on center, height from cover 0.450 (11.43) min

HV OUTPUT CONNECTION

Unit requires an LGH flying lead connector for proper operation:
8C to 15C (60W & 125W Models) = CA-20KV-1000
20C to 30C (60W & 125W Models) = CA-40KV-1000
8C to 30C (250W Models) = CA-40KV-1000



Making High Voltage Easier!®

1800 Ocean Avenue, Ronkonkoma, NY 11779
Phone: 1-631-471-4444 Fax: 1-631-471-4696 www.ultravolt.com

HIGH POWER 8C-30C SERIES

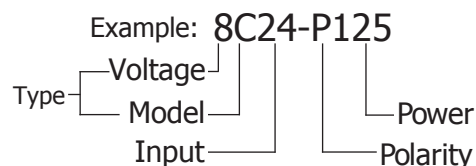
8kV to 30kV High Voltage Cap-Charging Supplies

| CONNECTIONS | |
|--------------|----------------------------|
| PIN | FUNCTION |
| 1 & 8 | Input-Power Ground Return |
| 2 & 9 | Positive Power Input |
| 3 | Iout Monitor |
| 4 | Enable/Disable |
| 5 | Signal Ground Return |
| 6 | Remote Adjust Input |
| 7 | +5VDC Reference Output |
| 10 | N/C (or Arc Detect option) |
| 11, 12, & 13 | N/C |
| 14 | Eout Monitor |
| 15 & 16 | HV Ground Return |

All grounds joined internally. Power-supply mounting points isolated from internal grounds by >100kΩ, .01uF / 500V (Max).

| ORDERING INFORMATION | | |
|----------------------|-----------------------------------|--------|
| Type | 0 to 8,000 VDC Output | 8C |
| | 0 to 10,000 VDC Output | 10C |
| | 0 to 12,000 VDC Output | 12C |
| | 0 to 15,000 VDC Output | 15C |
| | 0 to 20,000 VDC Output | 20C |
| | 0 to 25,000 VDC Output | 25C |
| | 0 to 30,000 VDC Output | 30C |
| Input | 24VDC Nominal | 24 |
| Polarity | Positive Output | -P |
| | Negative Output | -N |
| Power | 60 Watts Output | 60 |
| | 125 Watts Output | 125 |
| | 250 Watts Output | 250 |
| Heat Sink | .400" High (sized to fit case) | -H |
| PCB Support | (5) 0.187" standoffs on top cover | -Z11 |
| Enhanced Interface | 5V Controls and Monitors | -I5 |
| | 10V Control and Monitors | -I10 |
| Options | Arc Detect | -AD |
| | Arc Quench | -AQ |
| | 25PPM Temperature Coefficient | -25PPM |

Note: For more information on the enhanced interface options, download the [I5/I10 Option datasheet](#).



Popular accessories ordered with this product include CONN-KIT-HP, BR-7 and BR-8 mounting bracket kits and our full range of high voltage output connectors (see Accessories & Connectors datasheet).



Non-RoHS compliant units are available. Please contact the factory for more information.

Manufactured in USA



Компания «Океан Электроники» предлагает заключение долгосрочных отношений при поставках импортных электронных компонентов на взаимовыгодных условиях!

Наши преимущества:

- Поставка оригинальных импортных электронных компонентов напрямую с производств Америки, Европы и Азии, а так же с крупнейших складов мира;
- Широкая линейка поставок активных и пассивных импортных электронных компонентов (более 30 млн. наименований);
- Поставка сложных, дефицитных, либо снятых с производства позиций;
- Оперативные сроки поставки под заказ (от 5 рабочих дней);
- Экспресс доставка в любую точку России;
- Помощь Конструкторского Отдела и консультации квалифицированных инженеров;
- Техническая поддержка проекта, помощь в подборе аналогов, поставка прототипов;
- Поставка электронных компонентов под контролем ВП;
- Система менеджмента качества сертифицирована по Международному стандарту ISO 9001;
- При необходимости вся продукция военного и аэрокосмического назначения проходит испытания и сертификацию в лаборатории (по согласованию с заказчиком);
- Поставка специализированных компонентов военного и аэрокосмического уровня качества (Xilinx, Altera, Analog Devices, Intersil, Interpoint, Microsemi, Actel, Aeroflex, Peregrine, VPT, Syfer, Eurofarad, Texas Instruments, MS Kennedy, Miteq, Cobham, E2V, MA-COM, Hittite, Mini-Circuits, General Dynamics и др.);

Компания «Океан Электроники» является официальным дистрибьютором и эксклюзивным представителем в России одного из крупнейших производителей разъемов военного и аэрокосмического назначения «JONHON», а так же официальным дистрибьютором и эксклюзивным представителем в России производителя высокотехнологичных и надежных решений для передачи СВЧ сигналов «FORSTAR».



JONHON

«JONHON» (основан в 1970 г.)

Разъемы специального, военного и аэрокосмического назначения:

(Применяются в военной, авиационной, аэрокосмической, морской, железнодорожной, горно- и нефтедобывающей отраслях промышленности)

«FORSTAR» (основан в 1998 г.)

ВЧ соединители, коаксиальные кабели, кабельные сборки и микроволновые компоненты:

(Применяются в телекоммуникациях гражданского и специального назначения, в средствах связи, РЛС, а так же военной, авиационной и аэрокосмической отраслях промышленности).



Телефон: 8 (812) 309-75-97 (многоканальный)

Факс: 8 (812) 320-03-32

Электронная почта: ocean@oceanchips.ru

Web: <http://oceanchips.ru/>

Адрес: 198099, г. Санкт-Петербург, ул. Калинина, д. 2, корп. 4, лит. А