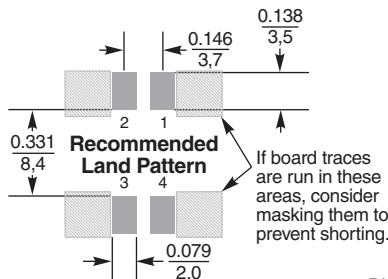
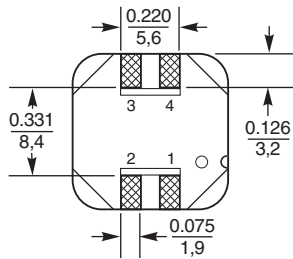
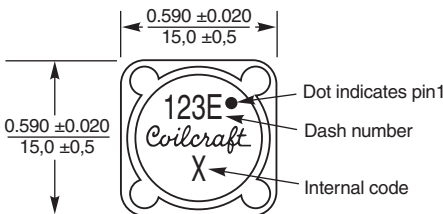


Coupled Inductors MSD1583 For Flyback, SEPIC, Zeta and other Applications



Dimensions are in $\frac{\text{inches}}{\text{mm}}$

Excellent coupling coefficient ($k \geq 0.98$) and 500 Vrms isolation makes the MSD1583 series of coupled inductors ideal for use in a variety of circuits including flyback, multi-output buck, SEPIC and Zeta. These parts provide high inductance, high efficiency and excellent current handling. In SEPIC topologies, the required inductance for each winding is half the value needed for two separate inductors, allowing selection of a part with lower DCR and higher current handling.



US +1-847-639-6400 sales@coilcraft.com
UK +44-1236-730595 sales@coilcraft-europe.com
Taiwan +886-2-2264 3646 sales@coilcraft.com.tw
China +86-21-6218 8074 sales@coilcraft.com.cn
Singapore + 65-6484 8412 sales@coilcraft.com.sg

Document 889-1 Revised 07/10/15
 © Coilcraft Inc. 2015
 This product may not be used in medical or high risk applications without prior Coilcraft approval. Specification subject to change without notice. Please check web site for latest information.



MSD1583 Coupled Inductors for SEPIC applications

| Part number ¹ | Inductance ² (μ H) | DCR (Ohms) ³ | | SRF typ ⁴ (MHz) | Coupling coefficient typ | Leakage inductance typ (μ H) | Isat (A) ⁵ | | | Irms (A) | |
|--------------------------|---------------------------------------|-------------------------|-------|----------------------------------|--------------------------------|---|-----------------------|-------------|-------------|-------------------------------|-----------------------------|
| | | typ | max | | | | 10% drop | 20% drop | 30% drop | both windings ⁶ | one winding ⁷ |
| MSD1583-103ME_ | 10 \pm 20% | 0.026 | 0.031 | 16.0 | 0.98 | 0.33 | 11.7 | 13.3 | 14.5 | 3.68 | 5.20 |
| MSD1583-123ME_ | 12 \pm 20% | 0.029 | 0.037 | 14.5 | 0.98 | 0.36 | 10.6 | 12.1 | 13.2 | 3.54 | 5.00 |
| MSD1583-153ME_ | 15 \pm 20% | 0.039 | 0.045 | 12.0 | 0.99 | 0.38 | 9.50 | 10.8 | 11.8 | 3.18 | 4.50 |
| MSD1583-183ME_ | 18 \pm 20% | 0.042 | 0.048 | 11.5 | 0.99 | 0.40 | 8.70 | 9.90 | 10.8 | 3.04 | 4.30 |
| MSD1583-223ME_ | 22 \pm 20% | 0.054 | 0.065 | 10.5 | 0.99 | 0.40 | 7.90 | 8.95 | 9.80 | 2.44 | 3.45 |
| MSD1583-333ME_ | 33 \pm 20% | 0.083 | 0.095 | 8.0 | 0.99 | 0.54 | 6.40 | 7.30 | 8.00 | 2.16 | 3.05 |
| MSD1583-473ME_ | 47 \pm 20% | 0.100 | 0.115 | 7.1 | 0.99 | 0.46 | 5.40 | 6.10 | 6.70 | 1.98 | 2.80 |
| MSD1583-683ME_ | 68 \pm 20% | 0.145 | 0.165 | 5.7 | 0.99 | 0.79 | 4.50 | 5.10 | 5.50 | 1.56 | 2.20 |
| MSD1583-104KE_ | 100 \pm 10% | 0.230 | 0.260 | 5.1 | >0.99 | 0.59 | 3.70 | 4.20 | 4.60 | 1.24 | 1.75 |
| MSD1583-154KE_ | 150 \pm 10% | 0.340 | 0.380 | 3.7 | >0.99 | 0.70 | 3.00 | 3.42 | 3.75 | 1.06 | 1.50 |
| MSD1583-224KE_ | 220 \pm 10% | 0.420 | 0.460 | 3.2 | >0.99 | 0.89 | 2.50 | 2.83 | 3.10 | 0.92 | 1.30 |
| MSD1583-474KE_ | 470 \pm 10% | 0.950 | 1.04 | 2.2 | >0.99 | 1.16 | 1.70 | 1.93 | 2.12 | 0.65 | 0.92 |
| MSD1583-105KE_ | 1000 \pm 10% | 2.20 | 2.40 | 1.6 | >0.99 | 2.02 | 1.17 | 1.32 | 1.45 | 0.42 | 0.60 |

1. When ordering, please specify **termination** and **packaging** codes:

MSD1583-105KED

Termination: E = RoHS compliant matte tin over nickel over phos bronze. Special order: Q = RoHS tin-silver-copper (95.5/4/0.5) or P = non-RoHS tin-lead (63/37).

Packaging: D = 13" machine-ready reel. EIA-481 embossed plastic tape (300 parts per full reel).

B = Less than full reel. In tape, but not machine ready. To have a leader and trailer added (\$25 charge), use code letter D instead.

- Inductance shown for each winding, measured at 100 kHz, 0.1 Vrms, 0 Adc on an Agilent/HP 4284A LCR meter or equivalent. When leads are connected in parallel, inductance is the same value. When leads are connected in series, inductance is four times the value.
- DCR is for each winding. When leads are connected in parallel, DCR is half the value. When leads are connected in series, DCR is twice the value.
- SRF measured using an Agilent/HP 4191A or equivalent. When leads are connected in parallel, SRF is the same value.
- DC current at which the inductance drops the specified amount from its value without current. It is the sum of the current flowing in both windings.
- Equal current when applied to each winding simultaneously that causes a 40°C temperature rise from 25°C ambient.
- Maximum current when applied to one winding that causes a 40°C temperature rise from 25°C ambient. [Go to online calculator](#) for temperature rise calculation.
- Electrical specifications at 25°C.

Refer to Doc 639 "Selecting Coupled Inductors for SEPIC Applications." Refer to Doc 362 "Soldering Surface Mount Components" before soldering.

Coupled Inductor Core and Winding Loss Calculator

This web-based utility allows you to enter frequency, peak-to-peak (ripple) current, and Irms current to predict temperature rise and overall losses, including core loss. [Go to online calculator.](#)

Core material Ferrite

Core and winding loss [Go to online calculator](#)

Environmental RoHS compliant, halogen free

Terminations RoHS compliant matte tin over nickel over phos bronze. Other terminations available at additional cost.

Weight: 3.7 – 4.4 g

Ambient temperature -40°C to +85°C with (40°C rise) Irms current.

Maximum part temperature +125°C (ambient + temp rise).

Storage temperature Component: -40°C to +125°C.

Tape and reel packaging: -40°C to +80°C

Winding to winding isolation (hipot) 500 Vrms

Resistance to soldering heat Max three 40 second reflows at +260°C, parts cooled to room temperature between cycles

Moisture Sensitivity Level (MSL) 1 (unlimited floor life at <30°C / 85% relative humidity)

Failures in Time (FIT) / Mean Time Between Failures (MTBF)

38 per billion hours / 26,315,789 hours, calculated per Telcordia SR-332

Packaging 300/13" reel; Plastic tape: 32 mm wide, 0.5 mm thick, 24 mm pocket spacing, 8.6 mm pocket depth

PCB washing Tested with pure water or alcohol only. For other solvents, see [Doc787_PCB_Washing.pdf](#).

Typical L vs Current



Typical L vs Frequency



US +1-847-639-6400 sales@coilcraft.com
UK +44-1236-730595 sales@coilcraft-europe.com
Taiwan +886-2-2264 3646 sales@coilcraft.com.tw
China +86-21-6218 8074 sales@coilcraft.com.cn
Singapore + 65-6484 8412 sales@coilcraft.com.sg

Document 889-2 Revised 07/10/15

© Coilcraft Inc. 2015

This product may not be used in medical or high risk applications without prior Coilcraft approval. Specification subject to change without notice. Please check web site for latest information.



MSD1583 Coupled Inductors for Flyback applications

| Part number ¹ | Inductance at 0 A ² (µH) | Inductance at I _{pk} A ³ typ (µH) | DCR max (Ohms) | Leakage inductance ⁴ typ (µH) | Turns ratio | I _{pk} ³ (A) |
|--------------------------|-------------------------------------|---|----------------|--|-------------|----------------------------------|
| MSD1583-103ME_ | 10 ±20% | 7.0 | 0.031 | 0.33 | 1 : 1 | 14.5 |
| MSD1583-123ME_ | 12 ±20% | 8.4 | 0.037 | 0.36 | 1 : 1 | 13.2 |
| MSD1583-153ME_ | 15 ±20% | 10.5 | 0.045 | 0.38 | 1 : 1 | 11.8 |
| MSD1583-183ME_ | 18 ±20% | 12.6 | 0.048 | 0.40 | 1 : 1 | 10.8 |
| MSD1583-223ME_ | 22 ±20% | 15.4 | 0.065 | 0.40 | 1 : 1 | 9.80 |
| MSD1583-333ME_ | 33 ±20% | 23.1 | 0.095 | 0.54 | 1 : 1 | 8.00 |
| MSD1583-473ME_ | 47 ±20% | 32.9 | 0.115 | 0.46 | 1 : 1 | 6.70 |
| MSD1583-683ME_ | 68 ±20% | 47.6 | 0.165 | 0.79 | 1 : 1 | 5.50 |
| MSD1583-104KE_ | 100 ±10% | 70.0 | 0.26 | 0.59 | 1 : 1 | 4.60 |
| MSD1583-154KE_ | 150 ±10% | 105 | 0.38 | 0.70 | 1 : 1 | 3.75 |
| MSD1583-224KE_ | 220 ±10% | 154 | 0.46 | 0.89 | 1 : 1 | 3.10 |
| MSD1583-474KE_ | 470 ±10% | 329 | 1.04 | 1.16 | 1 : 1 | 2.12 |
| MSD1583-105KE_ | 1000 ±10% | 700 | 2.4 | 2.02 | 1 : 1 | 1.45 |

1. When ordering, please specify **termination** and **packaging** code:

MSD1583-105KED

- Termination:** **E** = RoHS compliant matte tin over nickel over phos bronze.
Special order: **T** = RoHS tin-silver-copper (95.5/4/0.5) or **S** = non-RoHS tin-lead (63/37).
- Packaging:** **D** = 13" machine-ready reel. EIA-481 embossed plastic tape (300 parts per full reel).
B = Less than full reel. In tape, but not machine ready.
To have a leader and trailer added (\$25 charge), use code letter D instead.

2. Inductance is for the primary (L1), measured at 100 kHz, 0.1 Vrms, 0 Adc on an Agilent/HP 4284A LCR meter or equivalent.
3. Peak primary current drawn at minimum input voltage.
4. Leakage inductance is for the primary winding (L1) with the secondary winding (L2) shorted.
5. Electrical specifications at 25°C.
Refer to Doc 362 "Soldering Surface Mount Components" before soldering.

Компания «Океан Электроники» предлагает заключение долгосрочных отношений при поставках импортных электронных компонентов на взаимовыгодных условиях!

Наши преимущества:

- Поставка оригинальных импортных электронных компонентов напрямую с производств Америки, Европы и Азии, а так же с крупнейших складов мира;
- Широкая линейка поставок активных и пассивных импортных электронных компонентов (более 30 млн. наименований);
- Поставка сложных, дефицитных, либо снятых с производства позиций;
- Оперативные сроки поставки под заказ (от 5 рабочих дней);
- Экспресс доставка в любую точку России;
- Помощь Конструкторского Отдела и консультации квалифицированных инженеров;
- Техническая поддержка проекта, помощь в подборе аналогов, поставка прототипов;
- Поставка электронных компонентов под контролем ВП;
- Система менеджмента качества сертифицирована по Международному стандарту ISO 9001;
- При необходимости вся продукция военного и аэрокосмического назначения проходит испытания и сертификацию в лаборатории (по согласованию с заказчиком);
- Поставка специализированных компонентов военного и аэрокосмического уровня качества (Xilinx, Altera, Analog Devices, Intersil, Interpoint, Microsemi, Actel, Aeroflex, Peregrine, VPT, Syfer, Eurofarad, Texas Instruments, MS Kennedy, Miteq, Cobham, E2V, MA-COM, Hittite, Mini-Circuits, General Dynamics и др.);

Компания «Океан Электроники» является официальным дистрибьютором и эксклюзивным представителем в России одного из крупнейших производителей разъемов военного и аэрокосмического назначения «JONHON», а так же официальным дистрибьютором и эксклюзивным представителем в России производителя высокотехнологичных и надежных решений для передачи СВЧ сигналов «FORSTAR».



JONHON

«JONHON» (основан в 1970 г.)

Разъемы специального, военного и аэрокосмического назначения:

(Применяются в военной, авиационной, аэрокосмической, морской, железнодорожной, горно- и нефтедобывающей отраслях промышленности)

«FORSTAR» (основан в 1998 г.)

ВЧ соединители, коаксиальные кабели, кабельные сборки и микроволновые компоненты:

(Применяются в телекоммуникациях гражданского и специального назначения, в средствах связи, РЛС, а так же военной, авиационной и аэрокосмической отраслях промышленности).



Телефон: 8 (812) 309-75-97 (многоканальный)

Факс: 8 (812) 320-03-32

Электронная почта: ocean@oceanchips.ru

Web: <http://oceanchips.ru/>

Адрес: 198099, г. Санкт-Петербург, ул. Калинина, д. 2, корп. 4, лит. А