THIS DRAWING IS UNPUBLISHED. RELEASED FOR PUBLICATION - ,- .
© COPYRIGHT - By - ALL RIGHTS RESERVED.

LOC	DIST
AD	00

REVISIONS

P	LTR	DESCRIPTION	DATE	DWN	APVD
	B1	REVISED PER ECO-11-004587	11MAR11	RK	HMR

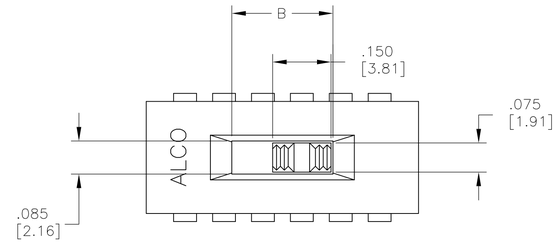

* SIDE ACTUATOR ONLY.

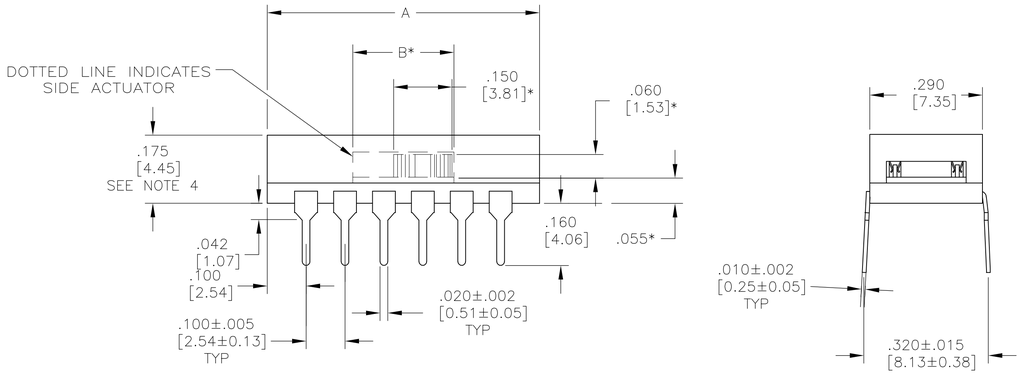

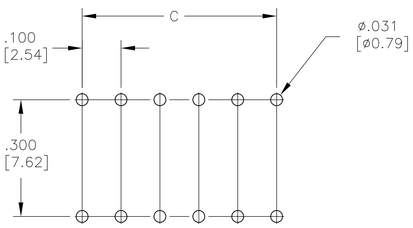

PRINTED CIRCUIT BOARD
HOLE PATTERN

PART # A S F □ □ □ □ □ □
SERIES
ACTUATOR STYLE
POLES / THROWS
OPTIONS
2 2 R G B L
4*3 S
6

E = EXTENDED ACTUATOR
F = FLUSH ACTUATOR
*3 = THROW AVAILABLE
R = SIDE ACTUATOR
G = GOLD CONTACTS (BLANK SILVER)
B = BLACK ACTUATOR
L = GULL WING STYLE SURFACE MOUNT
S = J-LEAD STYLE SURFACE MOUNT
TR = TAPE AND REEL PACKAGING

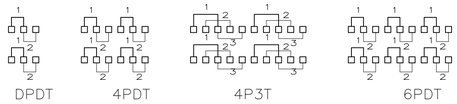

CIRCUIT DIAGRAMS

NOTES	PACKAGING	Dim D	Dim C	Dim B	Dim A	FINISH (ABCD)	MTG STYLE	ACTUATION	FUNCTION	ALCO P/N	P/N
5	T & R	0.105 [2.67]	0.200 [5.08]	0.260 [6.60]	0.400 [10.16]	SILVER	SMT	TOP	DPDT	ASF7126004	8-1825011-1
	T & R	0.230 [5.82]	0.800 [20.32]	0.260 [6.60]	1.000 [25.40]	SILVER	SMT	SIDE	6PDT	ASF62RSTR04	8-1825011-0
	TUBE	0.230 [5.82]	0.800 [20.32]	0.260 [6.60]	1.000 [25.40]	SILVER	SMT	SIDE	6PDT	ASF62RS04	7-1825011-9
	T & R	0.230 [5.82]	0.800 [20.32]	0.260 [6.60]	1.000 [25.40]	GOLD	SMT	SIDE	6PDT	ASF62RGSTR04	7-1825011-8
	TUBE	0.230 [5.82]	0.800 [20.32]	0.260 [6.60]	1.000 [25.40]	GOLD	SMT	SIDE	6PDT	ASF62RGS04	7-1825011-7
	T & R	0.230 [5.82]	0.800 [20.32]	0.260 [6.60]	1.000 [25.40]	SILVER	SMT	SIDE	6PDT	ASF62RLTR04	7-1825011-6
	TUBE	0.230 [5.82]	0.800 [20.32]	0.260 [6.60]	1.000 [25.40]	SILVER	SMT	SIDE	6PDT	ASF62RL04	7-1825011-5
	T & R	0.230 [5.82]	0.800 [20.32]	0.260 [6.60]	1.000 [25.40]	GOLD	SMT	SIDE	6PDT	ASF62RGLTR04	7-1825011-4
	TUBE	0.230 [5.82]	0.800 [20.32]	0.260 [6.60]	1.000 [25.40]	GOLD	SMT	SIDE	6PDT	ASF62RGL04	7-1825011-3
	T & R	0.230 [5.82]	0.800 [20.32]	0.260 [6.60]	1.000 [25.40]	SILVER	SMT	TOP	6PDT	ASF62STR04	7-1825011-2
	TUBE	0.230 [5.82]	0.800 [20.32]	0.260 [6.60]	1.000 [25.40]	SILVER	SMT	TOP	6PDT	ASF62S04	7-1825011-1
	T & R	0.230 [5.82]	0.800 [20.32]	0.260 [6.60]	1.000 [25.40]	GOLD	SMT	TOP	6PDT	ASF62GSTR04	7-1825011-0
	TUBE	0.230 [5.82]	0.800 [20.32]	0.260 [6.60]	1.000 [25.40]	GOLD	SMT	TOP	6PDT	ASF62GS04	6-1825011-9
	T & R	0.230 [5.82]	0.800 [20.32]	0.260 [6.60]	1.000 [25.40]	SILVER	SMT	TOP	6PDT	ASF62LTR04	6-1825011-8
	TUBE	0.230 [5.82]	0.800 [20.32]	0.260 [6.60]	1.000 [25.40]	SILVER	SMT	TOP	6PDT	ASF62L04	6-1825011-7
	T & R	0.230 [5.82]	0.800 [20.32]	0.260 [6.60]	1.000 [25.40]	GOLD	SMT	TOP	6PDT	ASF62GLTR04	6-1825011-6
	TUBE	0.230 [5.82]	0.800 [20.32]	0.260 [6.60]	1.000 [25.40]	GOLD	SMT	TOP	6PDT	ASF62GL04	6-1825011-5
	TUBE	0.230 [5.82]	0.800 [20.32]	0.260 [6.60]	1.000 [25.40]	GOLD	THRU-HOLE	SIDE	6PDT	ASF62RG04	6-1825011-4
	TUBE	0.230 [5.82]	0.800 [20.32]	0.260 [6.60]	1.000 [25.40]	SILVER	THRU-HOLE	SIDE	6PDT	ASF62R04	6-1825011-3
	TUBE	0.230 [5.82]	0.800 [20.32]	0.260 [6.60]	1.000 [25.40]	GOLD	THRU-HOLE	TOP	6PDT	ASF62G04	6-1825011-2
	TUBE	0.230 [5.82]	0.800 [20.32]	0.260 [6.60]	1.000 [25.40]	SILVER	THRU-HOLE	TOP	6PDT	ASF6204	6-1825011-1
	T & R	0.230 [5.82]	0.900 [22.86]	0.360 [9.14]	1.100 [27.94]	SILVER	SMT	SIDE	4P3T	ASF43RSTR04	6-1825011-0
	TUBE	0.230 [5.82]	0.900 [22.86]	0.360 [9.14]	1.100 [27.94]	SILVER	SMT	SIDE	4P3T	ASF43RS04	5-1825011-9
	T & R	0.230 [5.82]	0.900 [22.86]	0.360 [9.14]	1.100 [27.94]	GOLD	SMT	SIDE	4P3T	ASF43RGSTR04	5-1825011-8
	TUBE	0.230 [5.82]	0.900 [22.86]	0.360 [9.14]	1.100 [27.94]	GOLD	SMT	SIDE	4P3T	ASF43RGS04	5-1825011-7
	T & R	0.230 [5.82]	0.900 [22.86]	0.360 [9.14]	1.100 [27.94]	SILVER	SMT	SIDE	4P3T	ASF43RLTR04	5-1825011-6
	TUBE	0.230 [5.82]	0.900 [22.86]	0.360 [9.14]	1.100 [27.94]	SILVER	SMT	SIDE	4P3T	ASF43RL04	5-1825011-5
	T & R	0.230 [5.82]	0.900 [22.86]	0.360 [9.14]	1.100 [27.94]	GOLD	SMT	SIDE	4P3T	ASF43RGLTR04	5-1825011-4
	TUBE	0.230 [5.82]	0.900 [22.86]	0.360 [9.14]	1.100 [27.94]	GOLD	SMT	SIDE	4P3T	ASF43RGL04	5-1825011-3
	T & R	0.230 [5.82]	0.900 [22.86]	0.360 [9.14]	1.100 [27.94]	SILVER	SMT	TOP	4P3T	ASF43STR04	5-1825011-2
	TUBE	0.230 [5.82]	0.900 [22.86]	0.360 [9.14]	1.100 [27.94]	SILVER	SMT	TOP	4P3T	ASF43S04	5-1825011-1
	T & R	0.230 [5.82]	0.900 [22.86]	0.360 [9.14]	1.100 [27.94]	GOLD	SMT	TOP	4P3T	ASF43GSTR04	5-1825011-0
	TUBE	0.230 [5.82]	0.900 [22.86]	0.360 [9.14]	1.100 [27.94]	GOLD	SMT	TOP	4P3T	ASF43GS04	4-1825011-9
	T & R	0.230 [5.82]	0.900 [22.86]	0.360 [9.14]	1.100 [27.94]	SILVER	SMT	TOP	4P3T	ASF43LTR04	4-1825011-8
	TUBE	0.230 [5.82]	0.900 [22.86]	0.360 [9.14]	1.100 [27.94]	SILVER	SMT	TOP	4P3T	ASF43L04	4-1825011-7
	T & R	0.230 [5.82]	0.900 [22.86]	0.360 [9.14]	1.100 [27.94]	GOLD	SMT	TOP	4P3T	ASF43GL04	4-1825011-6
	TUBE	0.230 [5.82]	0.900 [22.86]	0.360 [9.14]	1.100 [27.94]	GOLD	SMT	TOP	4P3T	ASF43GL04	4-1825011-5
	TUBE	0.230 [5.82]	0.900 [22.86]	0.360 [9.14]	1.100 [27.94]	GOLD	THRU-HOLE	SIDE	4P3T	ASF43RG04	4-1825011-4
	TUBE	0.230 [5.82]	0.900 [22.86]	0.360 [9.14]	1.100 [27.94]	SILVER	THRU-HOLE	SIDE	4P3T	ASF43R04	4-1825011-3
	TUBE	0.230 [5.82]	0.900 [22.86]	0.360 [9.14]	1.100 [27.94]	GOLD	THRU-HOLE	TOP	4P3T	ASF43G04	4-1825011-2
	TUBE	0.230 [5.82]	0.900 [22.86]	0.360 [9.14]	1.100 [27.94]	SILVER	THRU-HOLE	TOP	4P3T	ASF4304	4-1825011-1
	T & R	0.230 [5.82]	0.500 [12.70]	0.260 [6.60]	0.700 [17.78]	SILVER	SMT	SIDE	4PDT	ASF42RSTR04	4-1825011-0
	TUBE	0.230 [5.82]	0.500 [12.70]	0.260 [6.60]	0.700 [17.78]	SILVER	SMT	SIDE	4PDT	ASF42RS04	3-1825011-9
	T & R	0.230 [5.82]	0.500 [12.70]	0.260 [6.60]	0.700 [17.78]	GOLD	SMT	SIDE	4PDT	ASF42RGSTR04	3-1825011-8
	TUBE	0.230 [5.82]	0.500 [12.70]	0.260 [6.60]	0.700 [17.78]	GOLD	SMT	SIDE	4PDT	ASF42RGS04	3-1825011-7
	T & R	0.230 [5.82]	0.500 [12.70]	0.260 [6.60]	0.700 [17.78]	SILVER	SMT	SIDE	4PDT	ASF42RLTR04	3-1825011-6
	TUBE	0.230 [5.82]	0.500 [12.70]	0.260 [6.60]	0.700 [17.78]	SILVER	SMT	SIDE	4PDT	ASF42RL04	3-1825011-5
	T & R	0.230 [5.82]	0.500 [12.70]	0.260 [6.60]	0.700 [17.78]	GOLD	SMT	SIDE	4PDT	ASF42RGLTR04	3-1825011-4
	TUBE	0.230 [5.82]	0.500 [12.70]	0.260 [6.60]	0.700 [17.78]	GOLD	SMT	SIDE	4PDT	ASF42RGL04	3-1825011-3
	T & R	0.230 [5.82]	0.500 [12.70]	0.260 [6.60]	0.700 [17.78]	SILVER	SMT	TOP	4PDT	ASF42STR04	3-1825011-2
	TUBE	0.230 [5.82]	0.500 [12.70]	0.260 [6.60]	0.700 [17.78]	SILVER	SMT	TOP	4PDT	ASF42S04	3-1825011-1
	T & R	0.230 [5.82]	0.500 [12.70]	0.260 [6.60]	0.700 [17.78]	GOLD	SMT	TOP	4PDT	ASF42GSTR04	3-1825011-0
	TUBE	0.230 [5.82]	0.500 [12.70]	0.260 [6.60]	0.700 [17.78]	GOLD	SMT	TOP	4PDT	ASF42GS04	2-1825011-9
	T & R	0.230 [5.82]	0.500 [12.70]	0.260 [6.60]	0.700 [17.78]	SILVER	SMT	TOP	4PDT	ASF42LTR04	2-1825011-8
	TUBE	0.230 [5.82]	0.500 [12.70]	0.260 [6.60]	0.700 [17.78]	SILVER	SMT	TOP	4PDT	ASF42L04	2-1825011-7
	T & R	0.230 [5.82]	0.500 [12.70]	0.260 [6.60]	0.700 [17.78]	GOLD	SMT	TOP	4PDT	ASF42GLTR04	2-1825011-6
	TUBE	0.230 [5.82]	0.500 [12.70]	0.260 [6.60]	0.700 [17.78]	GOLD	SMT	TOP	4PDT	ASF42GL04	2-1825011-5
	TUBE	0.230 [5.82]	0.500 [12.70]	0.260 [6.60]	0.700 [17.78]	GOLD	THRU-HOLE	SIDE	4PDT	ASF42RG04	2-1825011-4
	TUBE	0.230 [5.82]	0.500 [12.70]	0.260 [6.60]	0.700 [17.78]	SILVER	THRU-HOLE	SIDE	4PDT	ASF42R04	2-1825011-3
	TUBE	0.230 [5.82]	0.500 [12.70]	0.260 [6.60]	0.700 [17.78]	GOLD	THRU-HOLE	TOP	4PDT	ASF42G04	2-1825011-2
	TUBE	0.230 [5.82]	0.500 [12.70]	0.260 [6.60]	0.700 [17.78]	SILVER	THRU-HOLE	TOP	4PDT	ASF4204	2-1825011-1
	T & R	0.105 [2.67]	0.200 [5.08]	0.260 [6.60]	0.400 [10.16]	SILVER	SMT	SIDE	DPDT	ASF22RSTR04	2-1825011-0
	TUBE	0.105 [2.67]	0.200 [5.08]	0.260 [6.60]	0.400 [10.16]	SILVER	SMT	SIDE	DPDT	ASF22RS04	1-1825011-9
	T & R	0.105 [2.67]	0.200 [5.08]	0.260 [6.60]	0.400 [10.16]	GOLD	SMT	SIDE	DPDT	ASF22RGSTR04	1-1825011-8
	TUBE	0.105 [2.67]	0.200 [5.08]	0.260 [6.60]	0.400 [10.16]	GOLD	SMT	SIDE	DPDT	ASF22RGS04	1-1825011-7
	T & R	0.105 [2.67]	0.200 [5.08]	0.260 [6.60]	0.400 [10.16]	SILVER	SMT	SIDE	DPDT	ASF22RLTR04	1-1825011-6
	TUBE	0.105 [2.67]	0.200 [5.08]	0.260 [6.60]	0.400 [10.16]	SILVER	SMT	SIDE	DPDT	ASF22RL04	1-1825011-5
	T & R	0.105 [2.67]	0.200 [5.08]	0.260 [6.60]	0.400 [10.16]	GOLD	SMT	SIDE	DPDT	ASF22RGLTR04	1-1825011-4
	TUBE	0.105 [2.67]	0.200 [5.08]	0.260 [6.60]	0.400 [10.16]	GOLD	SMT	SIDE	DPDT	ASF22RGL04	1-1825011-3
	T & R	0.105 [2.67]	0.200 [5.08]	0.260 [6.60]	0.400 [10.16]	SILVER	SMT	TOP	DPDT	ASF22STR04	1-1825011-2
	TUBE	0.105 [2.67]	0.200 [5.08]	0.260 [6.60]	0.400 [10.16]	SILVER	SMT	TOP	DPDT	ASF22S04	1-1825011-1
	T & R	0.105 [2.67]	0.200 [5.08]	0.260 [6.60]	0.400 [10.16]	GOLD	SMT	TOP	DPDT	ASF22GSTR04	1-1825011-0
	TUBE	0.105 [2.67]	0.200 [5.08]	0.260 [6.60]	0.400 [10.16]	GOLD	SMT	TOP	DPDT	ASF22GS04	1825011-9
	T & R	0.105 [2.67]	0.200 [5.08]	0.260 [6.60]	0.400 [10.16]	SILVER	SMT	TOP	DPDT	ASF22LTR04	1825011-8
	TUBE	0.105 [2.67]	0.200 [5.08]	0.260 [6.60]	0.400 [10.16]	SILVER	SMT	TOP	DPDT	ASF22L04	1825011-7
	T & R	0.105 [2.67]	0.200 [5.08]	0.260 [6.60]	0.400 [10.16]	GOLD	SMT	TOP	DPDT	ASF22GLTR04	1825011-6
	TUBE	0.105 [2.67]	0.200 [5.08]	0.260 [6.60]	0.400 [10.16]	GOLD	SMT	TOP	DPDT	ASF22GL04	1825011-5
	TUBE	0.105 [2.67]	0.200 [5.08]	0.260 [6.60]	0.400 [10.16]	GOLD	THRU-HOLE	SIDE	DPDT	ASF22RG04	1825011-4
	TUBE	0.105 [2.67]	0.200 [5.08]	0.260 [6.60]	0.400 [10.16]	SILVER	THRU-HOLE	SIDE	DPDT	ASF22R04	1825011-3
	TUBE	0.105 [2.67]	0.200 [5.08]	0.260 [6.60]	0.400 [10.16]	GOLD	THRU-HOLE	TOP	DPDT	ASF22G04	1825011-2
	TUBE	0.105 [2.67]	0.200 [5.08]	0.260 [6.60]	0.400 [10.16]	SILVER	THRU-HOLE	TOP	DPDT	ASF2204	1825011-1

NOTES: UNLESS OTHERWISE SPECIFIED

1. ALL SWITCHES HAVE OPEN ENDS EXCEPT TOP FLUSH ACTUATOR, WHICH COMES STANDARD WITH TAPE SEAL.
2. TAPE AND REEL PER EIA 481 OR 22" ANTI-STATIC TUBES
3. ALL MATERIAL AND FINISHES SHALL COMPLY WITH EU DIRECTIVE 2002/95/EC OF 27JAN2003(ROHS)
4. STANDARD PRODUCT(AFTER WELD) HEIGHT IS ALLOWED UP TO .180
5. PARTS SUPPLIED WITHOUT TAPE SEAL.

SPECIFICATIONS:

MATERIAL:
BASE & COVER- PCT UL94V-0, BLACK.
ACTUATOR- NYLON PA46 UL94V-0, NATURAL
MOVING CONTACT- COPPER ALLOY,
SILVER OR GOLD OVER NICKEL
FIXED CONTACT- COPPER ALLOY
SILVER OR GOLD OVER NICKEL
TERMINAL- COPPER ALLOY TIN OVER NICKEL

ELECTRICAL:
CONTACT RATING: SILVER: 300 MILLIAMPS @ 115 VAC.
GOLD: 0.4 VA 20 VDC.
CONTACT RESISTANCE: INITIAL 40 MILLIOHMS MAX.
INSULATION RESISTANCE: 1000 MEGOHMS MAX.
DIELECTRIC STRENGTH: 600 VOLTS RMS AT SEA LEVEL.
LIFE EXPECTANCY: 15,000 CYCLES MIN.

ENVIRONMENTAL:
OPERATING TEMPERATURE: -40°F TO +176°F (-40° TO 80°)
SOLDER HEAT RESISTANCE PER 109-202, COND B (THRU-HOLE) & 109-201, COND B (SMT)
PROCESS CLEANING: WILL WITHSTAND AQUEOUS OR SOLVENT CLEANING PROCESSES.
SOLDERABILITY PER EIA 364-52 CLASS 2 CATEGORY 1

THIS DRAWING IS A CONTROLLED DOCUMENT.

DIMENSIONS: INCHES [mm]

TOLERANCES UNLESS OTHERWISE SPECIFIED:
0 PLC ± -
1 PLC ± -
2 PLC ± -
3 PLC ± .010[0.25]
4 PLC ± -
ANGLES ± 1°

MATERIAL: SEE SPECIFICATIONS
FINISH: SEE SPECIFICATIONS

DWN B.S.VISWESWARA 20FEB05
CHK M.S.SARVER 20FEB05
APVD M.S.SARVER 20FEB05
PRODUCT SPEC —
APPLICATION SPEC —
WEIGHT —

TE Connectivity

NAME: SLIDE SWITCH ASF, AUTO-INSERTABLE, THRU-HOLE AND SURFACE MOUNT

SIZE A1 | CAGE CODE 00779 | DRAWING NO C-1825011 | RESTRICTED TO —

CUSTOMER DRAWING | SCALE 5:1 | SHEET 1 OF 2 | REV B1

4805 (3/11)

THIS DRAWING IS UNPUBLISHED. RELEASED FOR PUBLICATION – , – .
© COPYRIGHT – By – ALL RIGHTS RESERVED.

LOC	DIST
AD	00

REVISIONS

P	LTR	DESCRIPTION	DATE	DWN	APVD
	–	SEE SHEET 1	–	–	–

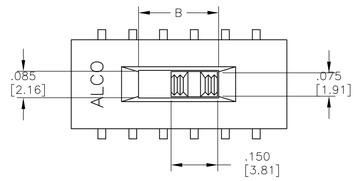

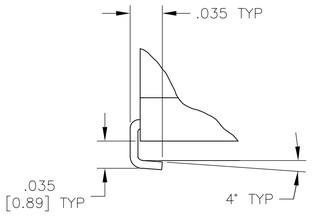

DETAIL A
SCALE 10:1

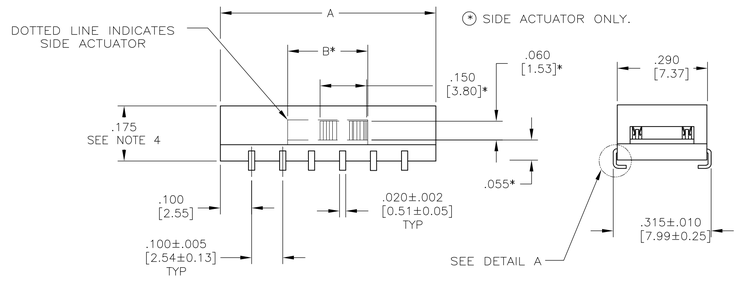

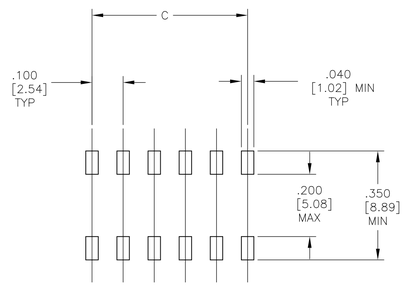

PRINTED CIRCUIT BOARD
PAD LAYOUT

"S" J–LEAD TYPE SURFACE MOUNT

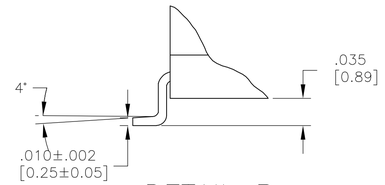

DETAIL B
SCALE 10:1

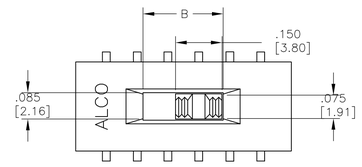

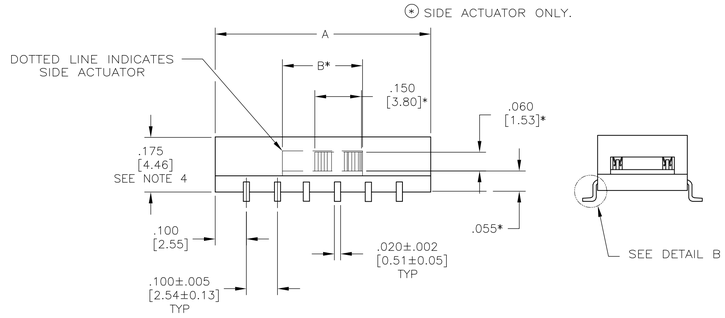

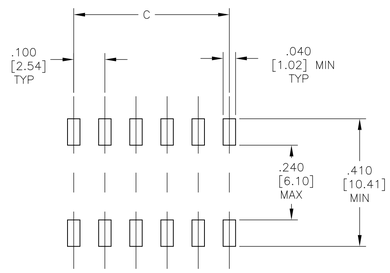

PRINTED CIRCUIT BOARD
PAD LAYOUT

"L" GULL WING TYPE SURFACE MOUNT

THIS DRAWING IS A CONTROLLED DOCUMENT.		DWN B.S.VISWESWARA 20FEB05	TE Connectivity
DIMENSIONS: INCHES [mm]	TOLERANCES UNLESS OTHERWISE SPECIFIED: 0 PLC ± – 1 PLC ± – 2 PLC ± – 3 PLC ± .010[0.25] 4 PLC ± – ANGLES ± 1°	CHK M.S.SARVER 20FEB05	NAME SLIDE SWITCH ASF, AUTO–INSERTABLE, THRU–HOLE AND SURFACE MOUNT –
		APVD M.S.SARVER 20FEB05	
		PRODUCT SPEC –	
		APPLICATION SPEC –	SIZE A1 / CAGE CODE 00779 / DRAWING NO C–1825011 / RESTRICTED TO –
MATERIAL SEE SHEET 1	FINISH SEE SHEET 1	WEIGHT –	
		CUSTOMER DRAWING	SCALE 4:1 / SHEET 2 OF 2 / REV B1

4805 (3/11)

OCEAN CHIPS
Океан Электроники
Поставка электронных компонентов

Компания «Океан Электроники» предлагает заключение долгосрочных отношений при поставках импортных электронных компонентов на взаимовыгодных условиях!

Наши преимущества:

- Поставка оригинальных импортных электронных компонентов напрямую с производств Америки, Европы и Азии, а так же с крупнейших складов мира;
- Широкая линейка поставок активных и пассивных импортных электронных компонентов (более 30 млн. наименований);
- Поставка сложных, дефицитных, либо снятых с производства позиций;
- Оперативные сроки поставки под заказ (от 5 рабочих дней);
- Экспресс доставка в любую точку России;
- Помощь Конструкторского Отдела и консультации квалифицированных инженеров;
- Техническая поддержка проекта, помощь в подборе аналогов, поставка прототипов;
- Поставка электронных компонентов под контролем ВП;
- Система менеджмента качества сертифицирована по Международному стандарту ISO 9001;
- При необходимости вся продукция военного и аэрокосмического назначения проходит испытания и сертификацию в лаборатории (по согласованию с заказчиком);
- Поставка специализированных компонентов военного и аэрокосмического уровня качества (Xilinx, Altera, Analog Devices, Intersil, Interpoint, Microsemi, Actel, Aeroflex, Peregrine, VPT, Syfer, Eurofarad, Texas Instruments, MS Kennedy, Miteq, Cobham, E2V, MA-COM, Hittite, Mini-Circuits, General Dynamics и др.);

Компания «Океан Электроники» является официальным дистрибьютором и эксклюзивным представителем в России одного из крупнейших производителей разъемов военного и аэрокосмического назначения **«JONHON»**, а так же официальным дистрибьютором и эксклюзивным представителем в России производителя высокотехнологичных и надежных решений для передачи СВЧ сигналов **«FORSTAR»**.

AVIC JONHON

«JONHON» (основан в 1970 г.)

Разъемы специального, военного и аэрокосмического назначения:

(Применяются в военной, авиационной, аэрокосмической, морской, железнодорожной, горно- и нефтедобывающей отраслях промышленности)

«FORSTAR» (основан в 1998 г.)

ВЧ соединители, коаксиальные кабели, кабельные сборки и микроволновые компоненты:

(Применяются в телекоммуникациях гражданского и специального назначения, в средствах связи, РЛС, а так же военной, авиационной и аэрокосмической отраслях промышленности).

FORSTAR®

Телефон: 8 (812) 309-75-97 (многоканальный)
Факс: 8 (812) 320-03-32
Электронная почта: ocean@oceanchips.ru
Web: http://oceanchips.ru/
Адрес: 198099, г. Санкт-Петербург, ул. Калинина, д. 2, корп. 4, лит. А