



□ IP67 [E] CE CB

■ Features

- Constant current design
- Universal AC input/full range
- Withstand 300VAC surge input for 5 seconds
- High efficiency up to 90%
- Protections: Short circuit / Over voltage
- Cooling by free air convection
- Fully encapsulated with IP67 level (Note.6)
- Fully isolated plastic case
- Class II power unit, no FG
- 100% full load burn-in test
- Low cost, high reliability
- 2 years warranty (Note.4)

■ Applications

- Suitable for LED related fixture or appliance (such as LED Decoration or Advertisement devices)

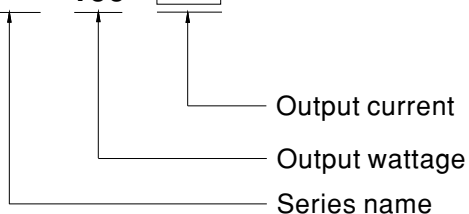
■ Description

LPC-100 series is one 100W single output AC/DC LED switching power supply. It features the constant current design, providing various models with the output current ranging from 350mA through 2100mA the LED lighting applications employ the most frequently.

LPC-100 operates for the range 90~264VAC so it can perfectly work for most of the countries in the world. The whole series is based on class II (without FG pin) design, housed with a 94V-0 flame retardant plastic case. With the working efficiency up to 90%, LPC-100 can work at the ambient temperature between -25°C~+50°C under air convection.

■ Model Encoding

LPC - 100 - 700




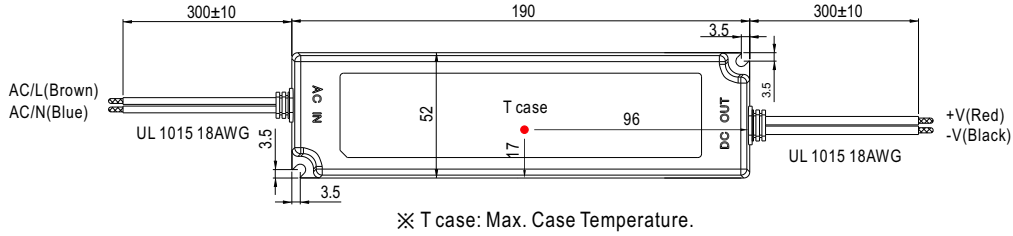


SPECIFICATION

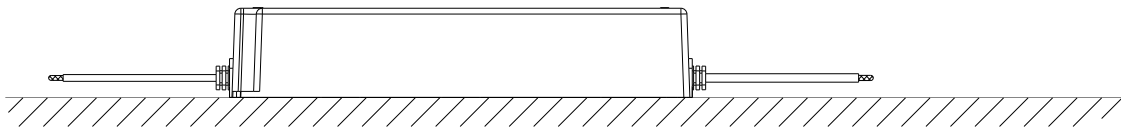
| MODEL | | LPC-100-350 | LPC-100-500 | LPC-100-700 | LPC-100-1050 | LPC-100-1400 | LPC-100-1750 | LPC-100-2100 | |
|---------------------|---|--|-----------------|---------------|--------------|--------------|--------------|--------------|-----|
| OUTPUT | RATED CURRENT | 350mA | 500mA | 700mA | 1050mA | 1400mA | 1750mA | 2100mA | |
| | CURRENT ACCURACY | ±5.0% | | | | | | | |
| | CONSTANT CURRENT REGION <small>Note.5</small> | 143 ~ 286V | 100 ~ 200V | 72 ~ 143V | 48 ~ 96V | 36 ~ 72V | 29 ~ 58V | 24 ~ 48V | |
| | RATED POWER | 100.1W | 100W | 100.1W | 100.8W | 100.8W | 101.5W | 100.8W | |
| | RIPPLE CURRENT | ±5% | | | | | | | |
| | RIPPLE & NOISE | 1.5Vp-p | 1.5Vp-p | 1Vp-p | 1Vp-p | 1Vp-p | 1Vp-p | 1Vp-p | |
| | LINE REGULATION | ±1% | | | | | | | |
| | VOLTAGE TOLERANCE | ±1.5% | | | | | | | |
| | SETUP, RISE TIME | 1000ms, 80ms / 230VAC 2000ms,80ms/115VAC at full load | | | | | | | |
| HOLD UP TIME (Typ.) | 16ms/230VAC 10ms/115vac at full load | | | | | | | | |
| INPUT | VOLTAGE RANGE <small>Note.2</small> | 90 ~ 264VAC | 127VDC ~ 370VDC | | | | | | |
| | FREQUENCY RANGE | 47 ~ 63Hz | | | | | | | |
| | EFFICIENCY (Typ.) | 90% | | | | | 89.5% | | 89% |
| | AC CURRENT (Typ.) | 2.2A / 115VAC | | 1.2A / 230VAC | | | | | |
| | INRUSH CURRENT (Typ.) | COLD START 75A(twidth=980µs measured at 50% Ipeak) at 230VAC | | | | | | | |
| | MAX. No. of PSUs on 16A CIRCUIT BREAKER | 1 units (circuit breaker of type B) / 2 units (circuit breaker of type C) at 230VAC | | | | | | | |
| | LEAKAGE CURRENT | <0.25mA / 240VAC | | | | | | | |
| PROTECTION | SHORT CIRCUIT | Hiccup mode, recovers automatically after fault condition is removed | | | | | | | |
| | OVER VOLTAGE | 315 ~ 345V | 220 ~ 240V | 160 ~ 172V | 108 ~ 120V | 80 ~ 97V | 65 ~ 80V | 58 ~ 68V | |
| | | Protection type : Shut down and latch off o/p voltage re-power on to recovery | | | | | | | |
| ENVIRONMENT | WORKING TEMP. | -25 ~ +50°C (Refer to "Derating Curve") | | | | | | | |
| | WORKING HUMIDITY | 10 ~ 95% RH non-condensing | | | | | | | |
| | STORAGE TEMP., HUMIDITY | -40 ~ +80°C, 10 ~ 95% RH | | | | | | | |
| | TEMP. COEFFICIENT | ±0.03%/°C (0 ~ 50°C) | | | | | | | |
| | VIBRATION | 10 ~ 500Hz, 2G 10min./1cycle, period for 60min. each along X, Y, Z axes | | | | | | | |
| SAFETY & EMC | SAFETY STANDARDS | IEC/EN 62368-1;EAC TP TC 004, IP67 approved, | | | | | | | |
| | WITHSTAND VOLTAGE | I/P-O/P:3KVAC | | | | | | | |
| | ISOLATION RESISTANCE | I/P-O/P:100M Ohms / 500VDC / 25°C / 70% RH | | | | | | | |
| | EMC EMISSION | Compliance to EN55032(CISPR32) Class B; EN61000-3-2 Class A(≦80% load); EN61000-3-3, EAC TP TC 020 | | | | | | | |
| | EMC IMMUNITY | Compliance to EN61000-4-2,3,4,5,6,8,11, EN55024, light industry level , criteria A, EAC TP TC 020 | | | | | | | |
| OTHERS | MTBF | 511Khrs min. MIL-HDBK-217F (25°C) | | | | | | | |
| | DIMENSION | 190*52*37mm (L*W*H) | | | | | | | |
| | PACKING | 0.61Kg;20pcs/13.2Kg/0.55CUFT | | | | | | | |
| NOTE | <p>1. All parameters NOT specially mentioned are measured at 230VAC input, rated load and 25°C of ambient temperature.</p> <p>2. Derating may be needed under low input voltages. Please check the static characteristics for more details.</p> <p>3. The power supply is considered as a component that will be operated in combination with final equipment. Since EMC performance will be affected by the complete installation, the final equipment manufacturers must re-qualify EMC Directive on the complete installation again.</p> <p>4. Refer to warranty statement.</p> <p>5. Constant current operation region is within 50% ~100% rated output voltage. This is the suitable operation region for LED related applications, but please reconfirm special electrical requirements for some specific system design.</p> <p>6. Suitable for indoor use or outdoor use without direct sunlight exposure, please avoid immerse in the water over 30minutes.</p> <p>7. The ambient temperature derating of 3.5°C/1000m with fanless models and of 5°C/1000m with fan models for operating altitude higher than 2000m(6500ft).</p> <p>8. For any application note and IP water proof function installation caution, please refer our user manual before using. https://www.meanwell.com/Upload/PDF/LED_EN.pdf</p> <p>9. This product is not intended for LED applications in the EU.(In the EU NPF/LPF/XLG series are recommended.)</p> <p>10. To fulfill requirements of latest ErP regulation for lighting luminaires, this LED Driver can only be used behind a switch without permanently connected to mains.</p> | | | | | | | | |

■ Mechanical Specification

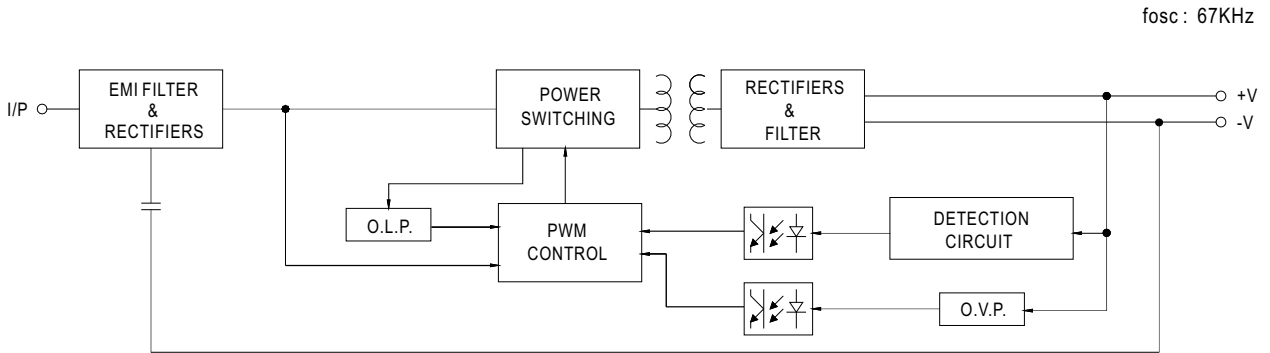
Case No. LPC-100 Unit:mm



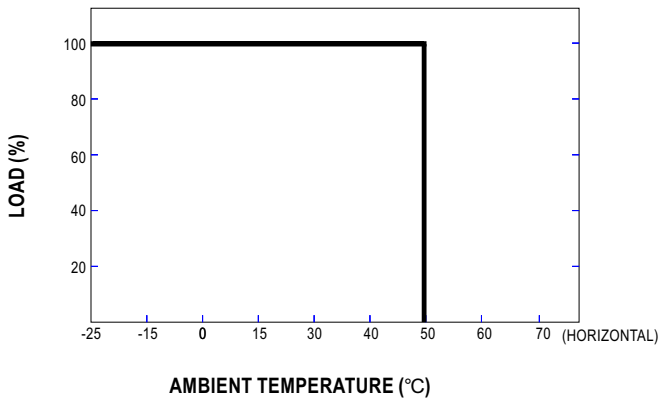
■ Recommend Mounting Direction



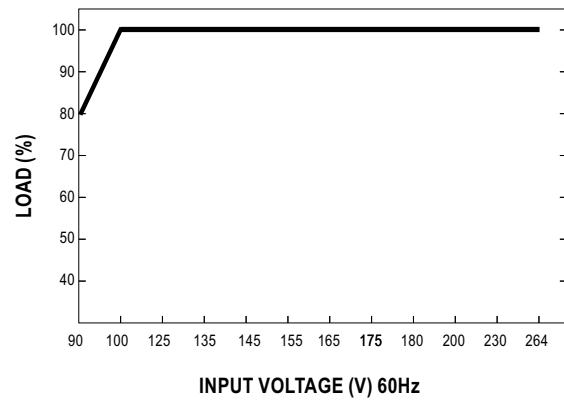
■ Block Diagram



■ Derating Curve



■ Static Characteristics



Компания «Океан Электроники» предлагает заключение долгосрочных отношений при поставках импортных электронных компонентов на взаимовыгодных условиях!

Наши преимущества:

- Поставка оригинальных импортных электронных компонентов напрямую с производств Америки, Европы и Азии, а так же с крупнейших складов мира;
- Широкая линейка поставок активных и пассивных импортных электронных компонентов (более 30 млн. наименований);
- Поставка сложных, дефицитных, либо снятых с производства позиций;
- Оперативные сроки поставки под заказ (от 5 рабочих дней);
- Экспресс доставка в любую точку России;
- Помощь Конструкторского Отдела и консультации квалифицированных инженеров;
- Техническая поддержка проекта, помощь в подборе аналогов, поставка прототипов;
- Поставка электронных компонентов под контролем ВП;
- Система менеджмента качества сертифицирована по Международному стандарту ISO 9001;
- При необходимости вся продукция военного и аэрокосмического назначения проходит испытания и сертификацию в лаборатории (по согласованию с заказчиком);
- Поставка специализированных компонентов военного и аэрокосмического уровня качества (Xilinx, Altera, Analog Devices, Intersil, Interpoint, Microsemi, Actel, Aeroflex, Peregrine, VPT, Syfer, Eurofarad, Texas Instruments, MS Kennedy, Miteq, Cobham, E2V, MA-COM, Hittite, Mini-Circuits, General Dynamics и др.);

Компания «Океан Электроники» является официальным дистрибьютором и эксклюзивным представителем в России одного из крупнейших производителей разъемов военного и аэрокосмического назначения «JONHON», а так же официальным дистрибьютором и эксклюзивным представителем в России производителя высокотехнологичных и надежных решений для передачи СВЧ сигналов «FORSTAR».



JONHON

«JONHON» (основан в 1970 г.)

Разъемы специального, военного и аэрокосмического назначения:

(Применяются в военной, авиационной, аэрокосмической, морской, железнодорожной, горно- и нефтедобывающей отраслях промышленности)

«FORSTAR» (основан в 1998 г.)

ВЧ соединители, коаксиальные кабели,
кабельные сборки и микроволновые компоненты:

(Применяются в телекоммуникациях гражданского и специального назначения, в средствах связи, РЛС, а так же военной, авиационной и аэрокосмической отраслях промышленности).



Телефон: 8 (812) 309-75-97 (многоканальный)

Факс: 8 (812) 320-03-32

Электронная почта: ocean@oceanchips.ru

Web: <http://oceanchips.ru/>

Адрес: 198099, г. Санкт-Петербург, ул. Калинина, д. 2, корп. 4, лит. А