



## Wireless Open/Closed Sensors

### General Description

The ALTA Wireless Open/Closed Sensor can be used to detect when a door or window is opened and closed using a magnetic switch.

- Detects when a door or window is accessed.
- Uses magnetic detection switch.

### Principle of Operation

The ALTA Wireless Open/Closed Sensor uses an external magnetic switch to detect the presence or removal of a trigger magnet. When the sensor detects that the magnet is removed or returned it sends the information to the iMonnit Online Sensor Monitoring and Notification System. The data is then stored in the online system and can be reviewed and exported as a data sheet or graph. Notification alerts can be set up through the online system to alert the user when a magnetic source is present or not with the ability to only notify within time of day parameters.

### Example Applications

- Doors and windows.
- Cabinets and lockers.
- IT server closets.
- Freezer and cooler doors.
- And much more.

### Features of Monnit ALTA Sensors


- Wireless range of 1,200+ feet through 12+ walls \*
- Frequency-Hopping Spread Spectrum (FHSS)
- Improved interference immunity
- Improved power management for longer battery life \*\* (12+ years on AA batteries)
- Encrypt-RF® Security (Diffie-Hellman Key Exchange + AES-128 CBC for sensor data messages)
- Datalogs 2000 to 4000 readings if gateway connection is lost (non-volatile flash, persists through the power cycle):

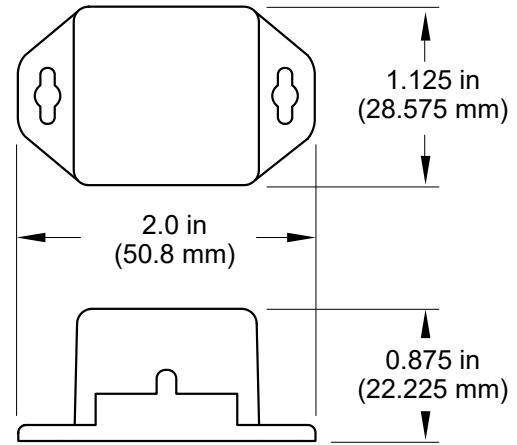
- 10-minute heartbeats = ~ 22 days
- 2-hour heartbeats = ~ 266 days

- Over-the-air updates (future proof)
- Free iMonnit basic online wireless sensor monitoring and notification system to configure sensors, view data and set alerts via SMS text and email

- \* Actual range may vary depending on environment.
- \*\* Battery life is determined by sensor reporting frequency and other variables. Other power options are also available.

### Wireless Range Comparison





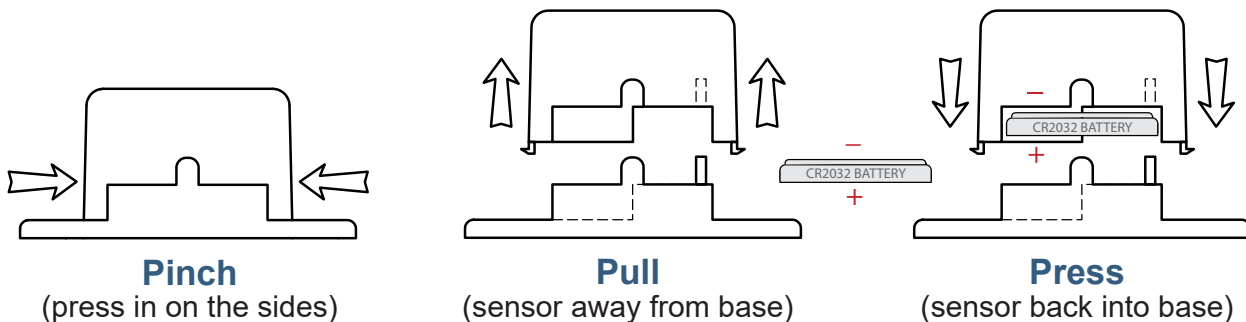
## ALTA Commercial Coin Cell Wireless Open/Closed Sensor | Technical Specifications

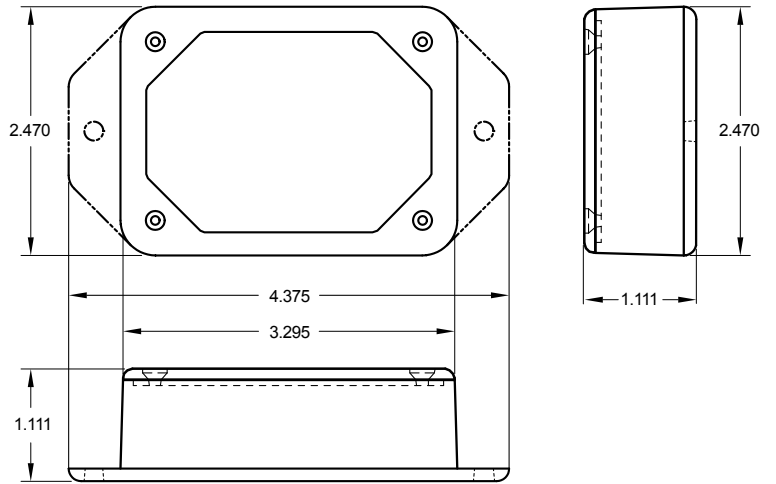
|   |  |
|---|--|
| Supply voltage  | 2.0–3.8 VDC *  |
| Current consumption   | 0.2 $\mu$ A (sleep mode), 0.7 $\mu$ A (RTC sleep), 570 $\mu$ A (MCU idle), 2.5 mA (MCU active), 5.5 mA (radio RX mode), 22.6 mA (radio TX mode)  |
| Operating temperature range (board circuitry and coin cell) | -7°C to +60°C (20°F to +140°F)   |
| Optimal battery temperature range (coin cell)               | +10°C to +50°C (+50°F to +122°F)   |
| Magnetic switch   | SPST, gold under -plating with Deactivated Rhodium exterior outer-plating (capable of 50 million activations)  |
| Operation gap   | Up to 3/4 inch   |
| Wire leads  | 22 gauge/15 inch length  |
| Magnet  | Alnico magnet/Weatherproof, high-impact ABS exterior plastic covering with self-adhesive backing   |
| Magnet temperature range                                    | -15°F to 160°F (-25°C to 70°C)   |
| Datalogging   | Datalogs 2000 to 4000 readings if gateway connection is lost (non-volatile flash, persists through the power cycle):<br>- 10-minute heartbeats = ~ 22 days<br>- 2-hour heartbeats = ~ 266 days |
| Wireless range  | 1,200+ ft non-line-of-sight  |
| Security  | Encrypt-RF® (256-bit key exchange and AES-128 CTR)   |
| Weight  | 0.7 ounces   |
| Certifications  | 900 MHz product; FCC ID: ZTL-G2SC1 and IC: 9794A-G2SC1. 868 and 433 MHz product tested and found to comply with: EN 300 220-2 V3.1.1 (2017-02), EN 300 220-2 V3.1.1 (2017-02) and EN 60950     |



\* Circuits cannot withstand negative voltage. Please take care when installing batteries.

## PinchPower™ Enclosures





## ALTA Commercial AA Wireless Open/Closed Sensor | Technical Specifications

|   |  |
|---|--|
| Supply voltage  | 2.0–3.8 VDC (3.0–3.8 VDC using power supply) *   |
| Current consumption   | 0.2 $\mu$ A (sleep mode), 0.7 $\mu$ A (RTC sleep), 570 $\mu$ A (MCU idle), 2.5 mA (MCU active), 5.5 mA (radio RX mode), 22.6 mA (radio TX mode)  |
| Operating temperature range (board circuitry and batteries) | -18°C to 55°C (0°F to 130°F) using alkaline<br>-40°C to 85°C (-40°F to 185°F) using lithium  |
| Optimal battery temperature range (AA)                      | +10°C to +50°C (+50°F to +122°F)   |
| Magnetic Switch   | SPST, gold under -plating with Deactivated Rhodium exterior outer-plating (capable of 50 million activations)  |
| Operation Gap   | Up to 3/4 inch   |
| Wire Leads  | 22 gauge/15 inch length  |
| Magnet  | Alnico magnet/Weatherproof, high-impact ABS exterior plastic covering with self-adhesive backing   |
| Magnet temperature range                                    | -15°F to 160°F (-25°C to 70°C)   |
| Datalogging   | Datalogs 2000 to 4000 readings if gateway connection is lost (non-volatile flash, persists through the power cycle):<br>- 10-minute heartbeats = ~ 22 days<br>- 2-hour heartbeats = ~ 266 days |
| Wireless range  | 1,200+ ft non-line-of-sight  |
| Security  | Encrypt-RF® (256-bit key exchange and AES-128 CTR)   |
| Weight  | 3.7 ounces   |
| Certifications  | 900 MHz product; FCC ID: ZTL-G2SC1 and IC: 9794A-G2SC1. 868 and 433 MHz product tested and found to comply with: EN 300 220-2 V3.1.1 (2017-02), EN 300 220-2 V3.1.1 (2017-02) and EN 60950     |



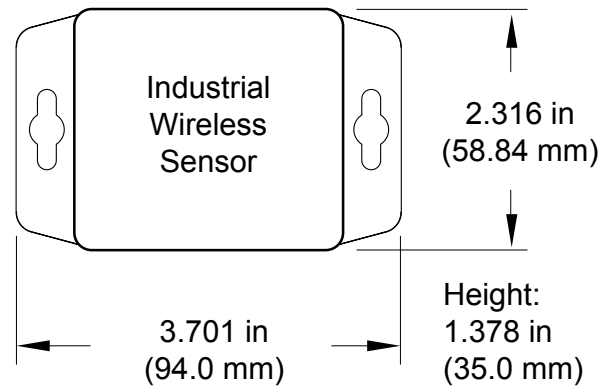
\* Circuits cannot withstand negative voltage. Please take care when installing batteries.

## Power Options



The standard version of this sensor is powered by two replaceable 1.5 V AA sized batteries (included with purchase).

This sensor is also available with a line power option. The line powered version of this sensor has a barrel power connector allowing it to be powered by a standard 3.0–3.6 V power supply. The line powered version also uses two standard 1.5 V AA batteries as backup for uninterrupted operation in the event of line power outage.

Power options must be selected at time of purchase, as the internal hardware of the sensor must be changed to support the selected power requirements.



## ALTA Industrial Wireless Open/Closed Sensor | Technical Specifications

|   |   |   |
|---|---|---|
| Supply voltage  | 2.0–3.8 VDC (3.0–3.8 VDC using power supply) *  |   |
| Current consumption                                       | 0.2 $\mu$ A (sleep mode), 0.7 $\mu$ A (RTC sleep), 570 $\mu$ A (MCU idle), 2.5 mA (MCU active), 5.5 mA (radio RX mode), 22.6 mA (radio TX mode)   |   |
| Operating temperature range (board circuitry and battery) | -40°C to +85°C (-40°F to +185°F)  |   |
| Included battery  | Max temperature range   | -40° to +85°C (-40° to +185°F)                        |
|   | Capacity  | 1500 mAh  |
| Optional solar feature                                    | Solar panel   | 5VDC/30mA (53mm x 30mm)                               |
|   | Charging temperature range  | 0° to 45°C (32° to 113°F)                             |
|   | Max temperature range   | -20° to 60°C (-4° to 140°F)                           |
|   | Included rechargeable battery   | 600 mAh/>2000 charge cycles (80% of initial capacity) |
|   | Solar efficiency  | Optimized for high and low-light operation **         |
|   | Charging efficiency   | 40%***  |
|   | Luminous sustainability   | Minimum of 250 LUX ***                                |
| Magnetic Switch   | SPST, gold under -plating with Deactivated Rhodium outer-plating (capable of 50 million activations)  |   |
| Operation Gap   | Up to 3/4 inch  |   |
| Wire Leads  | 22 gauge/15 inch length   |   |
| Magnet  | Alnico magnet/Weatherproof, high-impact ABS plastic covering with self-adhesive backing   |   |
| Magnet temperature range                                  | -15°F to 160°F (-25°C to 70°C)  |   |
| Datalogging   | Datalogs 2000 to 4000 readings if gateway connection is lost (non-volatile flash, persists through the power cycle):<br>- 10-minute heartbeats = ~ 22 days<br>- 2-hour heartbeats = ~ 266 days  |   |
| Wireless range  | 1,200+ ft non-line-of-sight   |   |
| Security  | Encrypt-RF® (256-bit key exchange and AES-128 CTR)  |   |
| Weight  | 4.7 ounces  |   |
| Enclosure rating  | NEMA 1, 2, 4, 4x, 12 and 13 rated, sealed and weather proof   |   |
| UL rating   | UL Listed to UL508-4x specifications (File E194432)   |   |
| Certifications  |   Industry Canada<br>900 MHz product; FCC ID: ZTL-G2SC1 and IC: 9794A-G2SC1. 868 and 433 MHz product tested and found to comply with: EN 300 220-2 V3.1.1 (2017-02), EN 300 220-2 V3.1.1 (2017-02) and EN 60950 |   |

\* Circuits cannot withstand negative voltage. Please take care when installing batteries.

\*\* Light present 25% of day yields 125% of operating power to support 10-minute heartbeats.

\*\*\* Solar feature's energy harvesting circuitry works indoors with low light.

## Commercial Grade Sensors

Monnit commercial grade sensors are designed for applications in ordinary environments (normal room temperature, humidity and atmospheric pressure). Do not use these sensors under the following conditions as these factors can deteriorate the product characteristics and cause failures and burnout.

- Corrosive gas or deoxidizing gas: chlorine gas, hydrogen sulfide gas, ammonia gas, sulfuric acid gas, nitric oxides gas, etc.
- Volatile or flammable gas
- Dusty conditions
- Low-pressure or high-pressure environments
- Wet or excessively humid locations
- Places with salt water, oils chemical liquids or organic solvents
- Where there are excessively strong vibrations
- Other places where similar hazardous conditions exist

Use these products within the specified temperature range. Higher temperature may cause deterioration of the characteristics or the material quality.

## Industrial Grade Sensors | Type 1, 2, 4, 4X, 12 and 13 NEMA Rated Enclosure

Monnit's Industrial sensors are enclosed in reliable, weatherproof NEMA-rated enclosures. Our NEMA-rated enclosures are constructed for both indoor or outdoor use and protect the sensor circuitry against the ingress of solid foreign objects like dust as well as the damaging effects of water (rain, sleet, snow, splashing water, and hose-directed water).

- Safe from falling dirt
- Protects against wind-blown dust
- Protects against rain, sleet, snow, splashing water, and hose-directed water
- Increased level of corrosion resistance
- Will remain undamaged by ice formation on the enclosure



For more information about our products or to place an order, please contact our sales department at 801-561-5555.

Visit us on the web at [www.monnit.com](http://www.monnit.com).

Monnit Corporation  
3400 South West Temple  
Salt Lake City, UT 84115  
801-561-5555  
[www.monnit.com](http://www.monnit.com)

Компания «Океан Электроники» предлагает заключение долгосрочных отношений при поставках импортных электронных компонентов на взаимовыгодных условиях!

Наши преимущества:

- Поставка оригинальных импортных электронных компонентов напрямую с производств Америки, Европы и Азии, а так же с крупнейших складов мира;
- Широкая линейка поставок активных и пассивных импортных электронных компонентов (более 30 млн. наименований);
- Поставка сложных, дефицитных, либо снятых с производства позиций;
- Оперативные сроки поставки под заказ (от 5 рабочих дней);
- Экспресс доставка в любую точку России;
- Помощь Конструкторского Отдела и консультации квалифицированных инженеров;
- Техническая поддержка проекта, помощь в подборе аналогов, поставка прототипов;
- Поставка электронных компонентов под контролем ВП;
- Система менеджмента качества сертифицирована по Международному стандарту ISO 9001;
- При необходимости вся продукция военного и аэрокосмического назначения проходит испытания и сертификацию в лаборатории (по согласованию с заказчиком);
- Поставка специализированных компонентов военного и аэрокосмического уровня качества (Xilinx, Altera, Analog Devices, Intersil, Interpoint, Microsemi, Actel, Aeroflex, Peregrine, VPT, Syfer, Eurofarad, Texas Instruments, MS Kennedy, Miteq, Cobham, E2V, MA-COM, Hittite, Mini-Circuits, General Dynamics и др.);

Компания «Океан Электроники» является официальным дистрибьютором и эксклюзивным представителем в России одного из крупнейших производителей разъемов военного и аэрокосмического назначения «JONHON», а так же официальным дистрибьютором и эксклюзивным представителем в России производителя высокотехнологичных и надежных решений для передачи СВЧ сигналов «FORSTAR».



## JONHON

«JONHON» (основан в 1970 г.)

Разъемы специального, военного и аэрокосмического назначения:

(Применяются в военной, авиационной, аэрокосмической, морской, железнодорожной, горно- и нефтедобывающей отраслях промышленности)

«FORSTAR» (основан в 1998 г.)

ВЧ соединители, коаксиальные кабели, кабельные сборки и микроволновые компоненты:

(Применяются в телекоммуникациях гражданского и специального назначения, в средствах связи, РЛС, а так же военной, авиационной и аэрокосмической отраслях промышленности).



Телефон: 8 (812) 309-75-97 (многоканальный)

Факс: 8 (812) 320-03-32

Электронная почта: [ocean@oceanchips.ru](mailto:ocean@oceanchips.ru)

Web: <http://oceanchips.ru/>

Адрес: 198099, г. Санкт-Петербург, ул. Калинина, д. 2, корп. 4, лит. А