

Reinforced Winding Wirewound Power Resistor



FEATURES

- Very high dissipation
- High energy absorption and high overloads
- Suitable for the most severe conditions
- Material categorization: for definitions of compliance please see www.vishay.com/doc?99912


RoHS
COMPLIANT

APPLICATIONS

- Filter
- Precharge
- Braking

STANDARD ELECTRICAL SPECIFICATIONS

GLOBAL MODEL	POWER RATING W	RESISTANCE RANGE Ω	TOLERANCE ⁽¹⁾ \pm %	$U_{LIM.}$ V
C52T	900	8.2 to 100K	5, 10	4200
C52T Li	900	0.33 to 270	5, 10	4200
C42T	480	1.0 to 56K	5, 10	3000
C38T	270	1.0 to 27K	5, 10	1900

Note
⁽¹⁾ For $R_n < 3.3 \Omega$

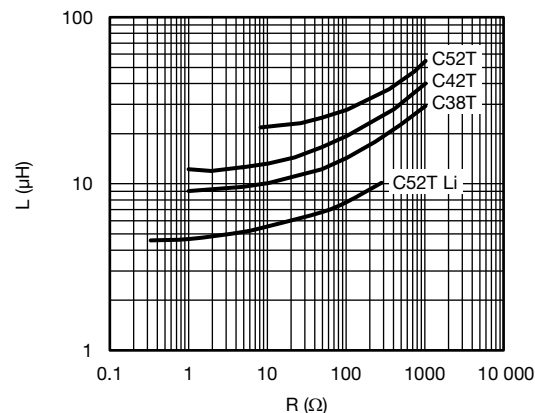
TECHNICAL SPECIFICATIONS

PARAMETER	UNIT	RESISTOR CHARACTERISTICS
Temperature coefficient	ppm/ $^{\circ}$ C	75 ppm/ $^{\circ}$ C (typical)
Operating temperature range	$^{\circ}$ C	-55 to +450

GENERAL CHARACTERISTICS

Core	Grooved ceramic
Winding	Double spiral, NiCr alloy
Coating	Special and vitreous
Ohmic values	E12
Traction lug outputs	C..TF version
Collars outputs	C..TN version
Low inductance	Li version (with TF terminals only)

INDUCTANCE VALUE AS A FUNCTION OF R_n



DIMENSIONS in millimeters **AND WEIGHT** in g


TYPE	C52T	C42T	C38T
A	362 ± 7	250 ± 4	168 ± 4
B 0 + 1	30	25	24
b	43 ± 1.5	33 ± 1	28.5 ± 1
D max.	54	44	40
d	26 ± 0.5	20 ± 0.5	17 ± 0.35
E	9 ± 0.5	9 ± 0.5	6.5 ± 0.2
e ± 1	18	13	9
G max.	88	63	55
H max.	72	62	53
h ± 2	45	30	27
J ± 1	52	39	33.5
L max.	440	320	230
M	8 + 0/- 4	5 + 0/-2	5 ± 2
Ø	6.2 ± 0.2	5.7 ± 0.5	5 ± 0.8
X	400 ± 6	285 ± 2	198 ± 2
Weight	1500	550	350

PERFORMANCES

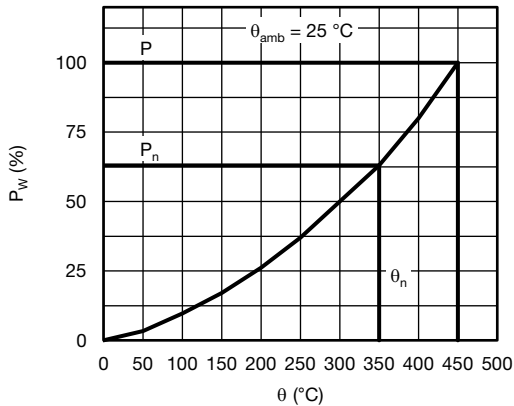
TESTS	CONDITIONS	REQUIREMENTS	TYPICAL VALUES
Overloads	10 P _n (temp. nom.), 5 s	± 2 %	10 P _n , 30 s, 1 %
Climatic	-55 °C, 5 cycles, +200 °C	3 % or 0.05 Ω ⁽¹⁾	Collar insulated N 10 ² MΩ
Damp heat	56 days 95 % HR	2 % or 0.05 Ω ⁽¹⁾	
Thermal shocks	P _n -55 °C	2 % or 0.05 Ω ⁽¹⁾	0.2 %
Shocks	Severity 50 A	0.5 % or 0.05 Ω ⁽¹⁾	0.5 %
Vibrations	Severity 55/10	0.5 % or 0.05 Ω ⁽¹⁾	0.5 %
Endurance	500 cycles P _n 90 min/30 min	5 %	1.5 %

Note

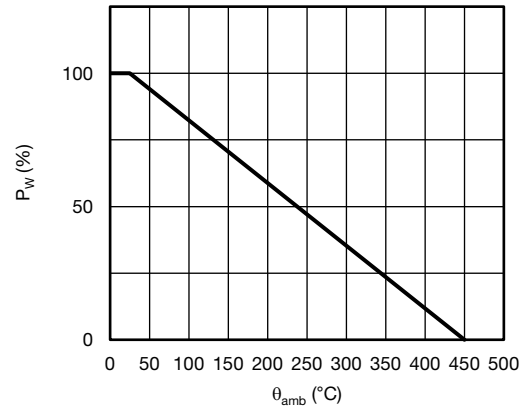
⁽¹⁾ The higher of either value.



DISSIPATION

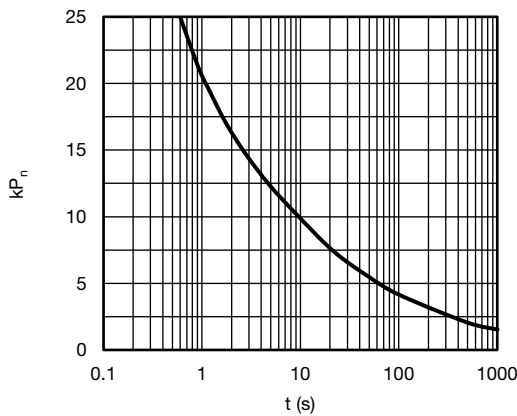


Power P_W as a Function of Surface Temperature
 $P(W) = f(\text{Temperature Surface})$



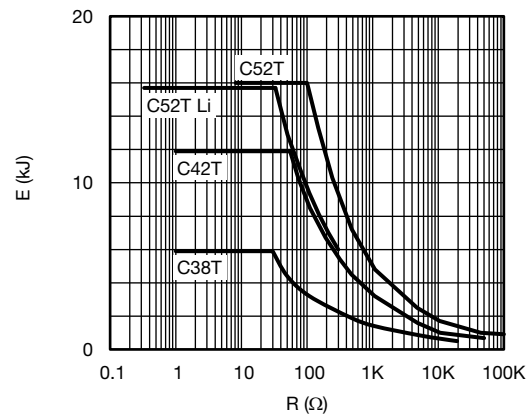
Derating in Power as a Function of Ambient Temperature

OVERLOADS



Intermittent Overloads
 Exceptional Operation
 Initial Temperature < 70 °C
 $k \times P_n = f(t)$

PERMISSIBLE ENERGY



Repetitive Operation
 Energy as a Function of R_n
 Pulse Duration < 100 ms
 $E = f(R)$

OPTIONS (Consult us)

- Other values than E12 series
- Intermediate terminals
- Insulated mounting

PART NUMBER INFORMATION			
C52T	F	10 Ω	10 %
MODEL	"TF" or "TN" TERMINALS (SEE DIMENSIONS)	VALUE (E12 SERIES) "LI" FOR REDUCED INDUCTANCE	TOLERANCE (± 5 % or ± 10 %)



Disclaimer

ALL PRODUCT, PRODUCT SPECIFICATIONS AND DATA ARE SUBJECT TO CHANGE WITHOUT NOTICE TO IMPROVE RELIABILITY, FUNCTION OR DESIGN OR OTHERWISE.

Vishay Intertechnology, Inc., its affiliates, agents, and employees, and all persons acting on its or their behalf (collectively, "Vishay"), disclaim any and all liability for any errors, inaccuracies or incompleteness contained in any datasheet or in any other disclosure relating to any product.

Vishay makes no warranty, representation or guarantee regarding the suitability of the products for any particular purpose or the continuing production of any product. To the maximum extent permitted by applicable law, Vishay disclaims (i) any and all liability arising out of the application or use of any product, (ii) any and all liability, including without limitation special, consequential or incidental damages, and (iii) any and all implied warranties, including warranties of fitness for particular purpose, non-infringement and merchantability.

Statements regarding the suitability of products for certain types of applications are based on Vishay's knowledge of typical requirements that are often placed on Vishay products in generic applications. Such statements are not binding statements about the suitability of products for a particular application. It is the customer's responsibility to validate that a particular product with the properties described in the product specification is suitable for use in a particular application. Parameters provided in datasheets and/or specifications may vary in different applications and performance may vary over time. All operating parameters, including typical parameters, must be validated for each customer application by the customer's technical experts. Product specifications do not expand or otherwise modify Vishay's terms and conditions of purchase, including but not limited to the warranty expressed therein.

Except as expressly indicated in writing, Vishay products are not designed for use in medical, life-saving, or life-sustaining applications or for any other application in which the failure of the Vishay product could result in personal injury or death. Customers using or selling Vishay products not expressly indicated for use in such applications do so at their own risk. Please contact authorized Vishay personnel to obtain written terms and conditions regarding products designed for such applications.

No license, express or implied, by estoppel or otherwise, to any intellectual property rights is granted by this document or by any conduct of Vishay. Product names and markings noted herein may be trademarks of their respective owners.

Material Category Policy

Vishay Intertechnology, Inc. hereby certifies that all its products that are identified as RoHS-Compliant fulfill the definitions and restrictions defined under Directive 2011/65/EU of The European Parliament and of the Council of June 8, 2011 on the restriction of the use of certain hazardous substances in electrical and electronic equipment (EEE) - recast, unless otherwise specified as non-compliant.

Please note that some Vishay documentation may still make reference to RoHS Directive 2002/95/EC. We confirm that all the products identified as being compliant to Directive 2002/95/EC conform to Directive 2011/65/EU.

Vishay Intertechnology, Inc. hereby certifies that all its products that are identified as Halogen-Free follow Halogen-Free requirements as per JEDEC JS709A standards. Please note that some Vishay documentation may still make reference to the IEC 61249-2-21 definition. We confirm that all the products identified as being compliant to IEC 61249-2-21 conform to JEDEC JS709A standards.

Компания «Океан Электроники» предлагает заключение долгосрочных отношений при поставках импортных электронных компонентов на взаимовыгодных условиях!

Наши преимущества:

- Поставка оригинальных импортных электронных компонентов напрямую с производств Америки, Европы и Азии, а так же с крупнейших складов мира;
- Широкая линейка поставок активных и пассивных импортных электронных компонентов (более 30 млн. наименований);
- Поставка сложных, дефицитных, либо снятых с производства позиций;
- Оперативные сроки поставки под заказ (от 5 рабочих дней);
- Экспресс доставка в любую точку России;
- Помощь Конструкторского Отдела и консультации квалифицированных инженеров;
- Техническая поддержка проекта, помощь в подборе аналогов, поставка прототипов;
- Поставка электронных компонентов под контролем ВП;
- Система менеджмента качества сертифицирована по Международному стандарту ISO 9001;
- При необходимости вся продукция военного и аэрокосмического назначения проходит испытания и сертификацию в лаборатории (по согласованию с заказчиком);
- Поставка специализированных компонентов военного и аэрокосмического уровня качества (Xilinx, Altera, Analog Devices, Intersil, Interpoint, Microsemi, Actel, Aeroflex, Peregrine, VPT, Syfer, Eurofarad, Texas Instruments, MS Kennedy, Miteq, Cobham, E2V, MA-COM, Hittite, Mini-Circuits, General Dynamics и др.);

Компания «Океан Электроники» является официальным дистрибьютором и эксклюзивным представителем в России одного из крупнейших производителей разъемов военного и аэрокосмического назначения «JONHON», а так же официальным дистрибьютором и эксклюзивным представителем в России производителя высокотехнологичных и надежных решений для передачи СВЧ сигналов «FORSTAR».



JONHON

«JONHON» (основан в 1970 г.)

Разъемы специального, военного и аэрокосмического назначения:

(Применяются в военной, авиационной, аэрокосмической, морской, железнодорожной, горно- и нефтедобывающей отраслях промышленности)

«FORSTAR» (основан в 1998 г.)

ВЧ соединители, коаксиальные кабели,
кабельные сборки и микроволновые компоненты:

(Применяются в телекоммуникациях гражданского и специального назначения, в средствах связи, РЛС, а так же военной, авиационной и аэрокосмической отраслях промышленности).



Телефон: 8 (812) 309-75-97 (многоканальный)

Факс: 8 (812) 320-03-32

Электронная почта: ocean@oceanchips.ru

Web: <http://oceanchips.ru/>

Адрес: 198099, г. Санкт-Петербург, ул. Калинина, д. 2, корп. 4, лит. А