



Features

- RoHS compliant*
- Surface Mount SMC package
- Standoff Voltage: 5.0 to 170 volts
- Power Dissipation: 3000 watts



Model CD214L is currently available, although not recommended for new designs. Model **SMLJ** is preferred.

CD214L Transient Voltage Suppressor Diode Series

General Information

The markets of portable communications, computing and video equipment are challenging the semiconductor industry to develop increasingly smaller electronic components.

Bourns offers Transient Voltage Suppressor Diodes for surge and ESD protection applications, in compact chip package DO-214AB (SMC) size format. The Transient Voltage Suppressor series offers a choice of Working Peak Reverse Voltage from 5 V up to 170 V and Breakdown Voltage up to 200 V. Typical fast response times are less than 1.0 ns for unidirectional devices and less than 5.0 ns for bidirectional devices from 0 V to Minimum Breakdown Voltage.

Bourns® Chip Diodes conform to JEDEC standards, are easy to handle with standard pick and place equipment and their flat configuration minimizes roll away.

Electrical Characteristics (@ T_A = 25 °C Unless Otherwise Noted)

| Parameter | Symbol | Value | Unit |
|--|--------------------|---------------------|-------|
| Minimum Peak Pulse Power Dissipation (T _P = 1 ms) ^(Note 1,2) | P _{PK} | 3000 | Watts |
| Peak Forward Surge Current 8.3ms Single Half Sine Wave Superimposed on Rated Load (JEDEC Method) ^(Note 3) | I _{FSM} | 300 | Amps |
| Steady State Power Dissipation @ T _L = 75 °C | P _{M(AV)} | 5.0 | Watts |
| Maximum Instantaneous Forward Voltage @ I _{PP} = 100 A (For Unidirectional Units Only) | V _F | ^(Note 5) | Volts |
| Operating Temperature Range | T _J | -55 to +150 | °C |
| Storage Temperature Range | T _{STG} | -55 to +175 | °C |

1. Non-repetitive current pulse, per Pulse Waveform graph and derated above T_A = 25 °C per Pulse Derating Curve.
2. Thermal Resistance Junction to Lead.
3. 8.3 ms Single Half-Sine Wave duty cycle = 4 pulses maximum per minute (unidirectional units only).
4. Single Phase, Half Wave, 60 Hz, resistive or inductive load. For capacitive load, derate current by 20 %.
5. V_F = 3.5 V on CD214L-T5.0ALF through CD214L-T90ALF and V_F = 5.0 V on CD214L-T100ALF through CD214L-T170ALF.

BOURNS®

Asia-Pacific:

Tel: +886-2 2562-4117 • Fax: +886-2 2562-4116

Europe:

Tel: +41-41 768 5555 • Fax: +41-41 768 5510

The Americas:

Tel: +1-951 781-5500 • Fax: +1-951 781-5700

www.bourns.com

How To Order

| | |
|---|------------------------------|
| | CD 214L - T 5.0 CA LF |
| Common Code _____ | _____ |
| Chip Diode _____ | _____ |
| Package _____ | _____ |
| 214L = 3 kW SMC/DO-214AB | |
| Model _____ | _____ |
| T = Transient Voltage Suppressor Series | |
| Working Peak Reverse Voltage _____ | _____ |
| 5.0 = 5.0 V _{RWM} (Volts) | |
| 170 = 170 V _{RWM} (Volts) | |
| Suffix _____ | _____ |
| A = 5 % Tolerance Device | |
| CA = 5 % Tolerance Bidirectional Device | |
| Terminations _____ | _____ |
| LF = 100 % Sn (RoHS Compliant) | |

*RoHS Directive 2002/95/EC Jan 27, 2003 including Annex.

Specifications are subject to change without notice.

Customers should verify actual device performance in their specific applications.

Compliance

- IEC 61000-4-2 ESD (Min. Level 4)
- IEC 61000-4-4 EFT
- IEC 61000-4-5 Surge

CD214L Transient Voltage Suppressor Diode Series

BOURNS®

Electrical Characteristics (@T_A = 25 °C unless otherwise noted)

| Unidirectional Device | | Bidirectional Device | | Breakdown Voltage V _{BR} (Volts) | | | Working Peak Reverse Voltage | Maximum Reverse Leakage @ V _{RWM} | Maximum Reverse Voltage @ I _{RSM} | Maximum Reverse Surge Current |
|-----------------------|--------------|----------------------|--------------|---|--------|-----------------------|------------------------------|--|--|-------------------------------|
| Part Number | Part Marking | Part Number | Part Marking | Min. | Max. | @ I _T (mA) | V _{RWM} (Volts) | I _R (uA) | V _{RSM} (Volts) | I _{RSM} (Amps) |
| CD214L-T5.0ALF | HDE | CD214L-T5.0CALF | IDE | 6.40 | 7.82 | 10 | 5 | 1000 | 9.2 | 326.00 |
| CD214L-T6.0ALF | HDG | CD214L-T6.0CALF | IDG | 6.67 | 8.15 | 10 | 6 | 1000 | 10.3 | 291.30 |
| CD214L-T6.5ALF | HDK | CD214L-T6.5CALF | IDK | 7.22 | 7.98 | 10 | 6.5 | 500 | 11.2 | 267.90 |
| CD214L-T7.0ALF | HDM | CD214L-T7.0CALF | IDM | 7.78 | 8.60 | 10 | 7 | 200 | 12 | 250.00 |
| CD214L-T7.5ALF | HDP | CD214L-T7.5CALF | IDP | 8.33 | 9.21 | 1 | 7.5 | 100 | 12.9 | 232.60 |
| CD214L-T8.0ALF | HDR | CD214L-T8.0CALF | IDR | 8.89 | 9.83 | 1 | 8 | 50 | 13.6 | 220.60 |
| CD214L-T8.5ALF | HDT | CD214L-T8.5CALF | IDT | 9.44 | 10.43 | 1 | 8.5 | 25 | 14.4 | 208.40 |
| CD214L-T9.0ALF | HDV | CD214L-T9.0CALF | IDV | 10.00 | 11.05 | 1 | 9 | 10 | 15.4 | 194.80 |
| CD214L-T10ALF | HDX | CD214L-T10CALF | IDX | 11.10 | 12.27 | 1 | 10 | 5 | 17 | 176.40 |
| CD214L-T11ALF | HDZ | CD214L-T11CALF | IDZ | 12.20 | 13.50 | 1 | 11 | 5 | 18.2 | 164.80 |
| CD214L-T12ALF | HEE | CD214L-T12CALF | IEE | 13.30 | 14.70 | 1 | 12 | 5 | 19.9 | 150.60 |
| CD214L-T13ALF | HEG | CD214L-T13CALF | IEG | 14.40 | 15.90 | 1 | 13 | 5 | 21.5 | 139.40 |
| CD214L-T14ALF | HEK | CD214L-T14CALF | IEK | 15.60 | 17.20 | 1 | 14 | 5 | 23.2 | 129.40 |
| CD214L-T15ALF | HEM | CD214L-T15CALF | IEM | 16.70 | 18.50 | 1 | 15 | 5 | 24.4 | 123.00 |
| CD214L-T16ALF | HEP | CD214L-T16CALF | IEP | 17.80 | 19.70 | 1 | 16 | 5 | 26 | 115.40 |
| CD214L-T17ALF | HER | CD214L-T17CALF | IER | 18.90 | 20.90 | 1 | 17 | 5 | 27.6 | 106.60 |
| CD214L-T18ALF | HET | CD214L-T18CALF | IET | 20.00 | 22.10 | 1 | 18 | 5 | 29.2 | 102.80 |
| CD214L-T20ALF | HEV | CD214L-T20CALF | IEV | 22.20 | 24.50 | 1 | 20 | 5 | 32.4 | 92.60 |
| CD214L-T22ALF | HEX | CD214L-T22CALF | IEX | 24.40 | 27.00 | 1 | 22 | 5 | 35.5 | 84.40 |
| CD214L-T24ALF | HEZ | CD214L-T24CALF | IEZ | 26.70 | 29.50 | 1 | 24 | 5 | 38.9 | 77.20 |
| CD214L-T26ALF | HFE | CD214L-T26CALF | IFE | 28.90 | 31.90 | 1 | 26 | 5 | 42.1 | 71.20 |
| CD214L-T28ALF | HFG | CD214L-T28CALF | IFG | 31.10 | 34.40 | 1 | 28 | 5 | 45.4 | 66.00 |
| CD214L-T30ALF | HFH | CD214L-T30CALF | IFH | 33.30 | 36.80 | 1 | 30 | 5 | 48.4 | 62.00 |
| CD214L-T33ALF | HFM | CD214L-T33CALF | IFM | 36.70 | 40.60 | 1 | 33 | 5 | 53.3 | 56.20 |
| CD214L-T36ALF | HFP | CD214L-T36CALF | IFP | 40.00 | 44.20 | 1 | 36 | 5 | 58.1 | 51.60 |
| CD214L-T40ALF | HFR | CD214L-T40CALF | IFR | 44.40 | 49.10 | 1 | 40 | 5 | 64.5 | 46.40 |
| CD214L-T43ALF | HFT | CD214L-T43CALF | IFT | 47.80 | 52.80 | 1 | 43 | 5 | 69.4 | 43.20 |
| CD214L-T45ALF | HFV | CD214L-T45CALF | IFV | 50.00 | 55.30 | 1 | 45 | 5 | 72.7 | 41.20 |
| CD214L-T48ALF | HFX | CD214L-T48CALF | IFX | 53.30 | 58.90 | 1 | 48 | 5 | 77.4 | 38.80 |
| CD214L-T51ALF | HFZ | CD214L-T51CALF | IFZ | 56.70 | 62.70 | 1 | 51 | 5 | 82.4 | 36.40 |
| CD214L-T54ALF | HGE | CD214L-T54CALF | IGE | 60.00 | 66.30 | 1 | 54 | 5 | 87.1 | 34.40 |
| CD214L-T58ALF | HGG | CD214L-T58CALF | IGG | 64.40 | 71.20 | 1 | 58 | 5 | 93.6 | 32.00 |
| CD214L-T60ALF | HGK | CD214L-T60CALF | IGK | 66.70 | 73.70 | 1 | 60 | 5 | 96.8 | 31.00 |
| CD214L-T64ALF | HGM | CD214L-T64CALF | IGM | 71.10 | 78.60 | 1 | 64 | 5 | 103 | 29.20 |
| CD214L-T70ALF | HGP | CD214L-T70CALF | IGP | 77.80 | 86.00 | 1 | 70 | 5 | 113 | 26.60 |
| CD214L-T75ALF | HGR | CD214L-T75CALF | IGR | 83.30 | 92.10 | 1 | 75 | 5 | 121 | 24.80 |
| CD214L-T78ALF | HGT | CD214L-T78CALF | IGT | 86.70 | 95.80 | 1 | 78 | 5 | 126 | 22.80 |
| CD214L-T85ALF | HGV | CD214L-T85CALF | IGV | 94.40 | 104.30 | 1 | 85 | 5 | 137 | 20.80 |
| CD214L-T90ALF | HGX | CD214L-T90CALF | IGX | 100.00 | 110.50 | 1 | 90 | 5 | 146 | 20.60 |
| CD214L-T100ALF | HGZ | CD214L-T100CALF | IGZ | 111.00 | 122.70 | 1 | 100 | 5 | 162 | 18.60 |
| CD214L-T110ALF | HHE | CD214L-T110CALF | IHE | 122.00 | 134.80 | 1 | 110 | 5 | 177 | 16.80 |
| CD214L-T120ALF | HHG | CD214L-T120CALF | IHG | 133.00 | 147.00 | 1 | 120 | 5 | 193 | 15.60 |
| CD214L-T130ALF | HHH | CD214L-T130CALF | IHH | 144.00 | 159.20 | 1 | 130 | 5 | 209 | 14.40 |
| CD214L-T150ALF | HHM | CD214L-T150CALF | IHM | 167.00 | 184.60 | 1 | 150 | 5 | 243 | 12.40 |
| CD214L-T160ALF | HHP | CD214L-T160CALF | IHP | 178.00 | 196.70 | 1 | 160 | 5 | 259 | 11.60 |
| CD214L-T170ALF | HHR | CD214L-T170CALF | IHR | 189.00 | 208.90 | 1 | 170 | 5 | 275 | 11.00 |

Notes:

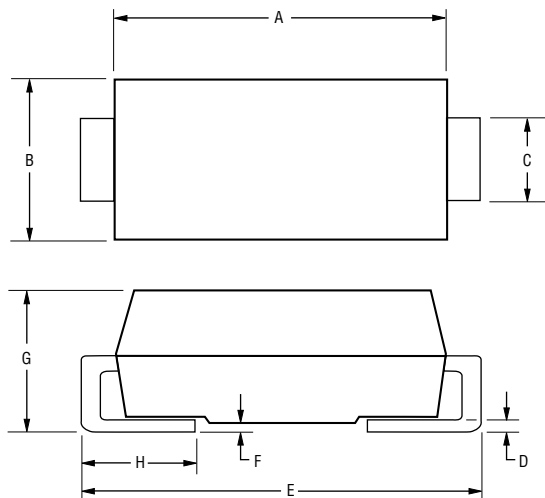
1. Suffix 'A' denotes a 5 % tolerance device.
2. Suffix 'CA' denotes a 5 % tolerance bidirectional device.
3. For bidirectional devices with a V_R of 10 volts or less, the I_R limit is double.
4. For unidirectional devices with a V_F max. of 3.5 V at an I_F of 35 A, 0.5 Sine Wave of 8.3 ms Pulse Width.

Specifications are subject to change without notice.
Customers should verify actual device performance in their specific applications.

CD214L Transient Voltage Suppressor Diode Series

BOURNS®

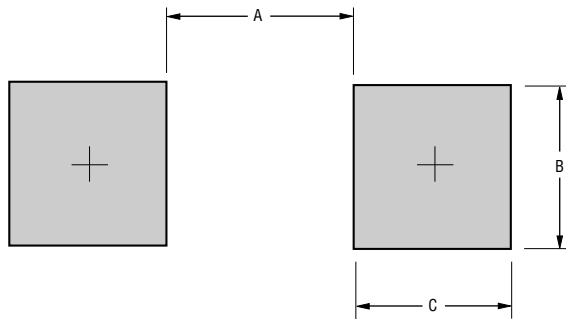
Product Dimensions



| Dimension | SMC (DO-214AB) |
|-----------|---------------------------------------|
| A | $\frac{6.60 - 7.11}{(0.260 - 0.280)}$ |
| B | $\frac{5.59 - 6.22}{(0.220 - 0.245)}$ |
| C | $\frac{2.92 - 3.18}{(0.115 - 0.125)}$ |
| D | $\frac{0.15 - 0.31}{(0.006 - 0.112)}$ |
| E | $\frac{7.75 - 8.13}{(0.305 - 0.320)}$ |
| F | $\frac{0.05 - 0.20}{(0.002 - 0.008)}$ |
| G | $\frac{2.01 - 2.62}{(0.080 - 0.103)}$ |
| H | $\frac{0.76 - 1.52}{(0.030 - 0.060)}$ |

DIMENSIONS: $\frac{\text{MM}}{\text{(INCHES)}}$

Recommended Pad Layout



| Dimension | SMC (DO-214AB) |
|-----------|------------------------|
| A (Max.) | $\frac{4.69}{(0.185)}$ |
| B (Min.) | $\frac{3.07}{(0.121)}$ |
| C (Min.) | $\frac{1.52}{(0.060)}$ |

DIMENSIONS: $\frac{\text{MM}}{\text{(INCHES)}}$

Physical Specifications

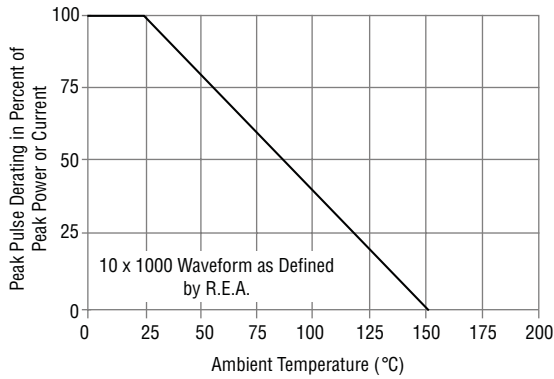
CaseMolded plastic per UL Class 94V-0
 PolarityCathode band indicates unidirectional device
 No cathode band indicates bidirectional device
 Weight0.007 ounces / 0.21 grams

CD214L Transient Voltage Suppressor Diode Series

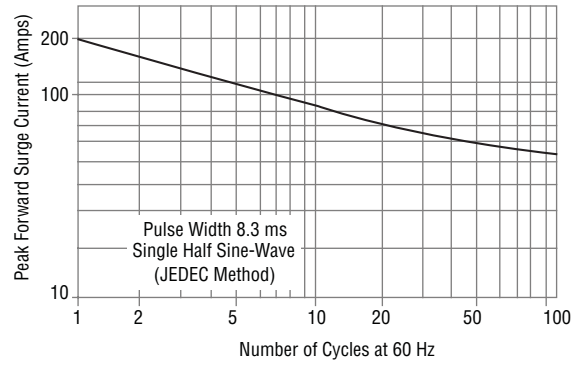
BOURNS®

Rating and Characteristic Curves

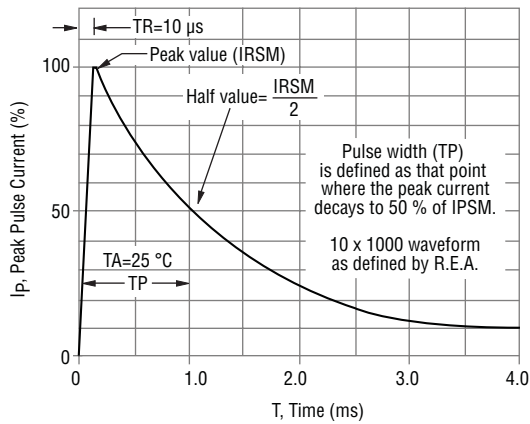
Pulse Derating Curve



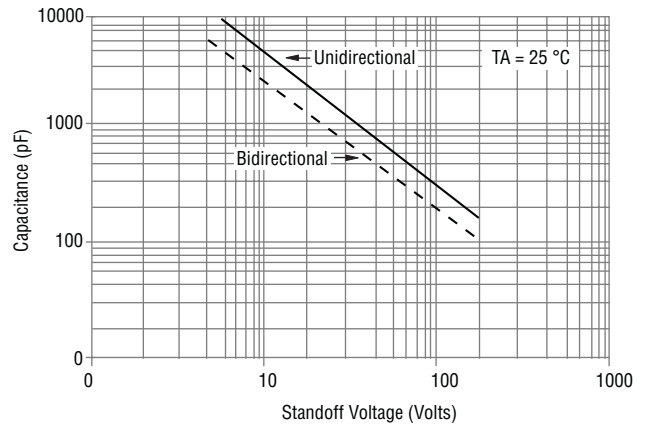
Maximum Non-Repetitive Surge Current



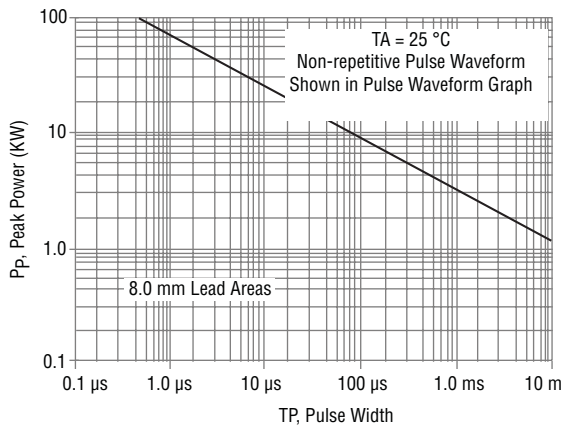
Pulse Waveform



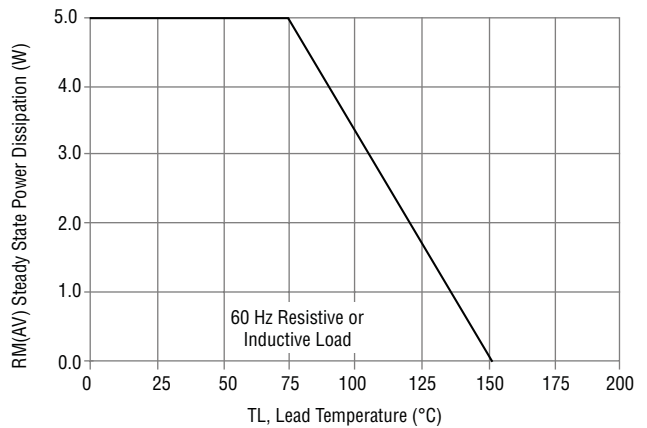
Typical Junction Capacitance



Pulse Rating Curve



Steady State Power Derating Curve



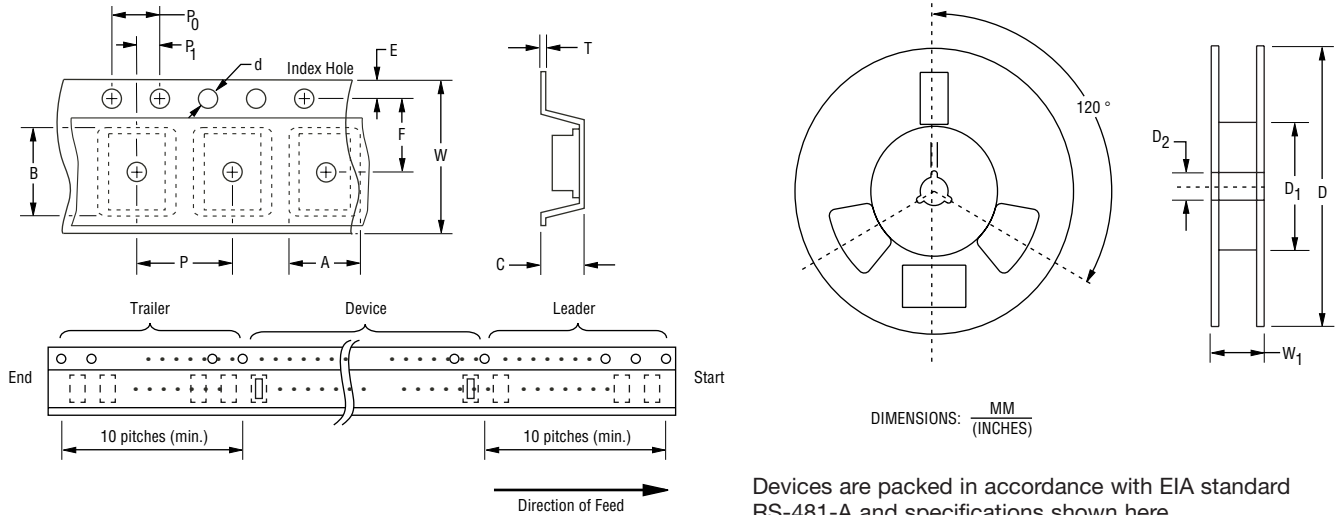
Specifications are subject to change without notice. Customers should verify actual device performance in their specific applications.

CD214L Transient Voltage Suppressor Diode Series

BOURNS®

Packaging Information

The product will be dispensed in Tape and Reel format (see diagram below).



Devices are packed in accordance with EIA standard RS-481-A and specifications shown here.

| Item | Symbol | SMC (DO-214AB) |
|------------------------|----------------|--|
| Carrier Width | A | $\frac{7.22 \pm 0.10}{(0.284 - 0.004)}$ |
| Carrier Length | B | $\frac{8.11 \pm 0.10}{(0.319 - 0.004)}$ |
| Carrier Depth | C | $\frac{2.36 \pm 0.10}{(0.093 - 0.004)}$ |
| Sprocket Hole | d | $\frac{1.55 \pm 0.05}{(0.061 - 0.002)}$ |
| Reel Outside Diameter | D | $\frac{330}{(12.992)}$ |
| Reel Inner Diameter | D ₁ | $\frac{50.0}{(1.969)}$ MIN. |
| Feed Hole Diameter | D ₂ | $\frac{13.0 \pm 0.20}{(0.512 - 0.008)}$ |
| Sprocket Hole Position | E | $\frac{1.75 \pm 0.10}{(0.069 - 0.004)}$ |
| Punch Hole Position | F | $\frac{7.50 \pm 0.10}{(0.295 - 0.004)}$ |
| Punch Hole Pitch | P | $\frac{4.00 \pm 0.10}{(0.157 - 0.004)}$ |
| Sprocket Hole Pitch | P ₀ | $\frac{4.00 \pm 0.10}{(0.157 - 0.004)}$ |
| Embossment Center | P ₁ | $\frac{2.00 \pm 0.10}{(0.079 - 0.004)}$ |
| Overall Tape Thickness | T | $\frac{0.30 \pm 0.10}{(0.012 - 0.004)}$ |
| Tape Width | W | $\frac{16.00 \pm 0.20}{(0.630 - 0.008)}$ |
| Reel Width | W ₁ | $\frac{22.4}{(0.882)}$ MAX. |
| Quantity per Reel | -- | 3,000 |

Компания «Океан Электроники» предлагает заключение долгосрочных отношений при поставках импортных электронных компонентов на взаимовыгодных условиях!

Наши преимущества:

- Поставка оригинальных импортных электронных компонентов напрямую с производств Америки, Европы и Азии, а так же с крупнейших складов мира;
- Широкая линейка поставок активных и пассивных импортных электронных компонентов (более 30 млн. наименований);
- Поставка сложных, дефицитных, либо снятых с производства позиций;
- Оперативные сроки поставки под заказ (от 5 рабочих дней);
- Экспресс доставка в любую точку России;
- Помощь Конструкторского Отдела и консультации квалифицированных инженеров;
- Техническая поддержка проекта, помощь в подборе аналогов, поставка прототипов;
- Поставка электронных компонентов под контролем ВП;
- Система менеджмента качества сертифицирована по Международному стандарту ISO 9001;
- При необходимости вся продукция военного и аэрокосмического назначения проходит испытания и сертификацию в лаборатории (по согласованию с заказчиком);
- Поставка специализированных компонентов военного и аэрокосмического уровня качества (Xilinx, Altera, Analog Devices, Intersil, Interpoint, Microsemi, Actel, Aeroflex, Peregrine, VPT, Syfer, Eurofarad, Texas Instruments, MS Kennedy, Miteq, Cobham, E2V, MA-COM, Hittite, Mini-Circuits, General Dynamics и др.);

Компания «Океан Электроники» является официальным дистрибьютором и эксклюзивным представителем в России одного из крупнейших производителей разъемов военного и аэрокосмического назначения «JONHON», а так же официальным дистрибьютором и эксклюзивным представителем в России производителя высокотехнологичных и надежных решений для передачи СВЧ сигналов «FORSTAR».



JONHON

«JONHON» (основан в 1970 г.)

Разъемы специального, военного и аэрокосмического назначения:

(Применяются в военной, авиационной, аэрокосмической, морской, железнодорожной, горно- и нефтедобывающей отраслях промышленности)

«FORSTAR» (основан в 1998 г.)

ВЧ соединители, коаксиальные кабели, кабельные сборки и микроволновые компоненты:

(Применяются в телекоммуникациях гражданского и специального назначения, в средствах связи, РЛС, а так же военной, авиационной и аэрокосмической отраслях промышленности).



Телефон: 8 (812) 309-75-97 (многоканальный)

Факс: 8 (812) 320-03-32

Электронная почта: ocean@oceanchips.ru

Web: <http://oceanchips.ru/>

Адрес: 198099, г. Санкт-Петербург, ул. Калинина, д. 2, корп. 4, лит. А