

Harness

Mating harness

MMC Series PMC Series

Model	Harness model #	
	Input	Output
MMC8A	H-IN-2 or H-IN-9	H-OU-2
MMC50A	H-IN-1 or H-IN-8	H-OU-4
MMC75A	H-IN-1 or H-IN-8	H-OU-4
MMC100A	H-IN-1 or H-IN-8	H-OU-4

Model	Harness model #	
	Input	Output
PMC15	H-IN-1 or H-IN-8	H-OU-1
PMC30	H-IN-2 or H-IN-9	H-OU-1
PMC50	H-IN-2 or H-IN-9	H-OU-4
PMC75	H-IN-1 or H-IN-8	H-OU-4
PMC100	H-IN-1 or H-IN-8	H-OU-4

<p>●Model number H-IN-1 Housing : 5199-04 (Molex) Pin : 5194 (Molex)</p>	<p>●Type</p>	<p>●Wire</p> <table border="1"> <thead> <tr> <th>Pin #</th> <th>Wire</th> <th>AWG</th> <th>Color</th> <th>Length l (mm)</th> </tr> </thead> <tbody> <tr> <td>1</td> <td>UL1015</td> <td>20</td> <td>green</td> <td>500</td> </tr> <tr> <td>2</td> <td>UL1015</td> <td>20</td> <td>black</td> <td>500</td> </tr> <tr> <td>3</td> <td></td> <td></td> <td></td> <td></td> </tr> <tr> <td>4</td> <td>UL1015</td> <td>20</td> <td>white</td> <td>500</td> </tr> </tbody> </table>	Pin #	Wire	AWG	Color	Length l (mm)	1	UL1015	20	green	500	2	UL1015	20	black	500	3					4	UL1015	20	white	500																														
Pin #	Wire	AWG	Color	Length l (mm)																																																					
1	UL1015	20	green	500																																																					
2	UL1015	20	black	500																																																					
3																																																									
4	UL1015	20	white	500																																																					
<p>●Model number H-IN-2 Housing : 5199-04 (Molex) Pin : 5194 (Molex)</p>	<p>●Type</p>	<p>●Wire</p> <table border="1"> <thead> <tr> <th>Pin #</th> <th>Wire</th> <th>AWG</th> <th>Color</th> <th>Length l (mm)</th> </tr> </thead> <tbody> <tr> <td>1</td> <td>UL1015</td> <td>20</td> <td>green</td> <td>500</td> </tr> <tr> <td>2</td> <td>UL1015</td> <td>20</td> <td>white</td> <td>500</td> </tr> <tr> <td>3</td> <td></td> <td></td> <td></td> <td></td> </tr> <tr> <td>4</td> <td>UL1015</td> <td>20</td> <td>black</td> <td>500</td> </tr> </tbody> </table>	Pin #	Wire	AWG	Color	Length l (mm)	1	UL1015	20	green	500	2	UL1015	20	white	500	3					4	UL1015	20	black	500																														
Pin #	Wire	AWG	Color	Length l (mm)																																																					
1	UL1015	20	green	500																																																					
2	UL1015	20	white	500																																																					
3																																																									
4	UL1015	20	black	500																																																					
<p>●Model number H-IN-8 Housing : 5199-04 (Molex) Pin : 5194 (Molex)</p>	<p>●Type</p>	<p>●Wire</p> <table border="1"> <thead> <tr> <th>Pin #</th> <th>Wire</th> <th>AWG</th> <th>Color</th> <th>Length l (mm)</th> </tr> </thead> <tbody> <tr> <td>1</td> <td>UL1015</td> <td>20</td> <td>green/yellow</td> <td>500</td> </tr> <tr> <td>2</td> <td>UL1015</td> <td>20</td> <td>black</td> <td>500</td> </tr> <tr> <td>3</td> <td></td> <td></td> <td></td> <td></td> </tr> <tr> <td>4</td> <td>UL1015</td> <td>20</td> <td>white</td> <td>500</td> </tr> </tbody> </table>	Pin #	Wire	AWG	Color	Length l (mm)	1	UL1015	20	green/yellow	500	2	UL1015	20	black	500	3					4	UL1015	20	white	500																														
Pin #	Wire	AWG	Color	Length l (mm)																																																					
1	UL1015	20	green/yellow	500																																																					
2	UL1015	20	black	500																																																					
3																																																									
4	UL1015	20	white	500																																																					
<p>●Model number H-IN-9 Housing : 5199-04 (Molex) Pin : 5194 (Molex)</p>	<p>●Type</p>	<p>●Wire</p> <table border="1"> <thead> <tr> <th>Pin #</th> <th>Wire</th> <th>AWG</th> <th>Color</th> <th>Length l (mm)</th> </tr> </thead> <tbody> <tr> <td>1</td> <td>UL1015</td> <td>20</td> <td>green/yellow</td> <td>500</td> </tr> <tr> <td>2</td> <td>UL1015</td> <td>20</td> <td>white</td> <td>500</td> </tr> <tr> <td>3</td> <td></td> <td></td> <td></td> <td></td> </tr> <tr> <td>4</td> <td>UL1015</td> <td>20</td> <td>black</td> <td>500</td> </tr> </tbody> </table>	Pin #	Wire	AWG	Color	Length l (mm)	1	UL1015	20	green/yellow	500	2	UL1015	20	white	500	3					4	UL1015	20	black	500																														
Pin #	Wire	AWG	Color	Length l (mm)																																																					
1	UL1015	20	green/yellow	500																																																					
2	UL1015	20	white	500																																																					
3																																																									
4	UL1015	20	black	500																																																					
<p>●Model number H-OU-1 Housing : 5199-06 (Molex) Pin : 5194 (Molex)</p>	<p>●Type</p>	<p>●Wire</p> <table border="1"> <thead> <tr> <th>Pin #</th> <th>Wire</th> <th>AWG</th> <th>Color</th> <th>Length l (mm)</th> </tr> </thead> <tbody> <tr> <td>1</td> <td></td> <td></td> <td></td> <td></td> </tr> <tr> <td>2</td> <td>UL1015</td> <td>20</td> <td>black</td> <td>500</td> </tr> <tr> <td>3</td> <td>UL1015</td> <td>20</td> <td>red</td> <td>500</td> </tr> <tr> <td>4</td> <td>UL1015</td> <td>20</td> <td>purple</td> <td>500</td> </tr> <tr> <td>5</td> <td>UL1015</td> <td>20</td> <td>gray</td> <td>500</td> </tr> <tr> <td>6</td> <td>UL1015</td> <td>20</td> <td>orange</td> <td>500</td> </tr> </tbody> </table>	Pin #	Wire	AWG	Color	Length l (mm)	1					2	UL1015	20	black	500	3	UL1015	20	red	500	4	UL1015	20	purple	500	5	UL1015	20	gray	500	6	UL1015	20	orange	500																				
Pin #	Wire	AWG	Color	Length l (mm)																																																					
1																																																									
2	UL1015	20	black	500																																																					
3	UL1015	20	red	500																																																					
4	UL1015	20	purple	500																																																					
5	UL1015	20	gray	500																																																					
6	UL1015	20	orange	500																																																					
<p>●Model number H-OU-2 Housing : 5196-05 (Molex) Pin : 5194 (Molex)</p>	<p>●Type</p>	<p>●Wire</p> <table border="1"> <thead> <tr> <th>Pin #</th> <th>Wire</th> <th>AWG</th> <th>Color</th> <th>Length l (mm)</th> </tr> </thead> <tbody> <tr> <td>1</td> <td>UL1015</td> <td>20</td> <td>red</td> <td>500</td> </tr> <tr> <td>2</td> <td>UL1015</td> <td>20</td> <td>black</td> <td>500</td> </tr> <tr> <td>3</td> <td>UL1015</td> <td>20</td> <td>orange</td> <td>500</td> </tr> <tr> <td>4</td> <td>UL1015</td> <td>20</td> <td>gray</td> <td>500</td> </tr> <tr> <td>5</td> <td>UL1015</td> <td>20</td> <td>purple</td> <td>500</td> </tr> </tbody> </table>	Pin #	Wire	AWG	Color	Length l (mm)	1	UL1015	20	red	500	2	UL1015	20	black	500	3	UL1015	20	orange	500	4	UL1015	20	gray	500	5	UL1015	20	purple	500																									
Pin #	Wire	AWG	Color	Length l (mm)																																																					
1	UL1015	20	red	500																																																					
2	UL1015	20	black	500																																																					
3	UL1015	20	orange	500																																																					
4	UL1015	20	gray	500																																																					
5	UL1015	20	purple	500																																																					
<p>●Model number H-OU-4 Housing : 5196-10 (Molex) Pin : 5194 (Molex)</p>	<p>●Type</p>	<p>●Wire</p> <table border="1"> <thead> <tr> <th>Pin #</th> <th>Wire</th> <th>AWG</th> <th>Color</th> <th>Length l (mm)</th> </tr> </thead> <tbody> <tr> <td>1</td> <td>UL1015</td> <td>18</td> <td>red</td> <td>500</td> </tr> <tr> <td>2</td> <td>UL1015</td> <td>18</td> <td>red</td> <td>500</td> </tr> <tr> <td>3</td> <td>UL1015</td> <td>18</td> <td>black</td> <td>500</td> </tr> <tr> <td>4</td> <td>UL1015</td> <td>18</td> <td>black</td> <td>500</td> </tr> <tr> <td>5</td> <td>UL1015</td> <td>18</td> <td>orange</td> <td>500</td> </tr> <tr> <td>6</td> <td>UL1015</td> <td>18</td> <td>orange</td> <td>500</td> </tr> <tr> <td>7</td> <td>UL1015</td> <td>18</td> <td>gray</td> <td>500</td> </tr> <tr> <td>8</td> <td>UL1015</td> <td>18</td> <td>gray</td> <td>500</td> </tr> <tr> <td>9</td> <td>UL1015</td> <td>18</td> <td>purple</td> <td>500</td> </tr> <tr> <td>10</td> <td>UL1015</td> <td>18</td> <td>purple</td> <td>500</td> </tr> </tbody> </table>	Pin #	Wire	AWG	Color	Length l (mm)	1	UL1015	18	red	500	2	UL1015	18	red	500	3	UL1015	18	black	500	4	UL1015	18	black	500	5	UL1015	18	orange	500	6	UL1015	18	orange	500	7	UL1015	18	gray	500	8	UL1015	18	gray	500	9	UL1015	18	purple	500	10	UL1015	18	purple	500
Pin #	Wire	AWG	Color	Length l (mm)																																																					
1	UL1015	18	red	500																																																					
2	UL1015	18	red	500																																																					
3	UL1015	18	black	500																																																					
4	UL1015	18	black	500																																																					
5	UL1015	18	orange	500																																																					
6	UL1015	18	orange	500																																																					
7	UL1015	18	gray	500																																																					
8	UL1015	18	gray	500																																																					
9	UL1015	18	purple	500																																																					
10	UL1015	18	purple	500																																																					

Mating harness

Model	Harness model #	
	Input	Output
LCA10S	H-IN-4	H-OU-7
LCA15S	H-IN-4	H-OU-8
LCA30S		H-OU-9
LCA50S	H-IN-5 or	H-OU-9
LCA75S		H-OU-18
LCA100S	H-IN-10	H-OU-10
LCA150S		H-OU-11
		H-OU-12

Model	Harness model #	
	Input	Output
LDA10F	H-IN-5 or H-IN-10	H-OU-8
LDA15F		H-OU-8
LDA30F		H-OU-9
LDA50F, LEA50F		H-OU-9
LDA75F, LEA75F		H-OU-18
LDA100W, LEA100F, LEP100F, 150F, 240F		H-OU-10
LDA150W, LEA150F		H-OU-11
		H-OU-12
★ LDA300W		H-IN-7

LCA Series
LDA Series
LEA Series
LEP Series

★ Optional : connector type "J"






<p>●Model number H-IN-4 Housing : XHP-7 (J.S.T.) Pin : SXH-001T-P0.6 (J.S.T.)</p>	<p>●Type</p>	<p>●Wire</p> <table border="1"> <thead> <tr> <th>Pin #</th> <th>Wire</th> <th>AWG</th> <th>Color</th> <th>Length ℓ (mm)</th> </tr> </thead> <tbody> <tr> <td>1</td> <td>UL1007</td> <td>22</td> <td>black</td> <td>500</td> </tr> <tr> <td>2, 3</td> <td></td> <td></td> <td></td> <td></td> </tr> <tr> <td>4</td> <td>UL1007</td> <td>22</td> <td>white</td> <td>500</td> </tr> <tr> <td>5, 6</td> <td></td> <td></td> <td></td> <td></td> </tr> <tr> <td>7</td> <td>UL1007</td> <td>22</td> <td>green</td> <td>500</td> </tr> </tbody> </table>	Pin #	Wire	AWG	Color	Length ℓ (mm)	1	UL1007	22	black	500	2, 3					4	UL1007	22	white	500	5, 6					7	UL1007	22	green	500
Pin #	Wire	AWG	Color	Length ℓ (mm)																												
1	UL1007	22	black	500																												
2, 3																																
4	UL1007	22	white	500																												
5, 6																																
7	UL1007	22	green	500																												
<p>●Model number H-IN-5 Housing : VHR-5N (J.S.T.) Pin : SVH-21T-1.1 (J.S.T.)</p>	<p>●Type</p>	<p>●Wire</p> <table border="1"> <thead> <tr> <th>Pin #</th> <th>Wire</th> <th>AWG</th> <th>Color</th> <th>Length ℓ (mm)</th> </tr> </thead> <tbody> <tr> <td>1</td> <td>UL1015</td> <td>18</td> <td>black</td> <td>500</td> </tr> <tr> <td>2</td> <td></td> <td></td> <td></td> <td></td> </tr> <tr> <td>3</td> <td>UL1015</td> <td>18</td> <td>white</td> <td>500</td> </tr> <tr> <td>4</td> <td></td> <td></td> <td></td> <td></td> </tr> <tr> <td>5</td> <td>UL1015</td> <td>18</td> <td>green</td> <td>500</td> </tr> </tbody> </table>	Pin #	Wire	AWG	Color	Length ℓ (mm)	1	UL1015	18	black	500	2					3	UL1015	18	white	500	4					5	UL1015	18	green	500
Pin #	Wire	AWG	Color	Length ℓ (mm)																												
1	UL1015	18	black	500																												
2																																
3	UL1015	18	white	500																												
4																																
5	UL1015	18	green	500																												
<p>●Model number H-IN-10 Housing : VHR-5N (J.S.T.) Pin : SVH-21T-1.1 (J.S.T.)</p>	<p>●Type</p>	<p>●Wire</p> <table border="1"> <thead> <tr> <th>Pin #</th> <th>Wire</th> <th>AWG</th> <th>Color</th> <th>Length ℓ (mm)</th> </tr> </thead> <tbody> <tr> <td>1</td> <td>UL1015</td> <td>18</td> <td>black</td> <td>500</td> </tr> <tr> <td>2</td> <td></td> <td></td> <td></td> <td></td> </tr> <tr> <td>3</td> <td>UL1015</td> <td>18</td> <td>white</td> <td>500</td> </tr> <tr> <td>4</td> <td></td> <td></td> <td></td> <td></td> </tr> <tr> <td>5</td> <td>UL1015</td> <td>18</td> <td>green/yellow</td> <td>500</td> </tr> </tbody> </table>	Pin #	Wire	AWG	Color	Length ℓ (mm)	1	UL1015	18	black	500	2					3	UL1015	18	white	500	4					5	UL1015	18	green/yellow	500
Pin #	Wire	AWG	Color	Length ℓ (mm)																												
1	UL1015	18	black	500																												
2																																
3	UL1015	18	white	500																												
4																																
5	UL1015	18	green/yellow	500																												
<p>●Model number H-OU-7 Housing : XHP-2 (J.S.T.) Pin : SXH-001T-P0.6 (J.S.T.)</p>	<p>●Type</p>	<p>●Wire</p> <table border="1"> <thead> <tr> <th>Pin #</th> <th>Wire</th> <th>AWG</th> <th>Color</th> <th>Length ℓ (mm)</th> </tr> </thead> <tbody> <tr> <td>1</td> <td>UL1007</td> <td>22</td> <td>black</td> <td>500</td> </tr> <tr> <td>2</td> <td>UL1007</td> <td>22</td> <td>red</td> <td>500</td> </tr> </tbody> </table>	Pin #	Wire	AWG	Color	Length ℓ (mm)	1	UL1007	22	black	500	2	UL1007	22	red	500															
Pin #	Wire	AWG	Color	Length ℓ (mm)																												
1	UL1007	22	black	500																												
2	UL1007	22	red	500																												
<p>●Model number H-OU-8 Housing : XHP-4 (J.S.T.) Pin : SXH-001T-P0.6 (J.S.T.)</p>	<p>●Type</p>	<p>●Wire</p> <table border="1"> <thead> <tr> <th>Pin #</th> <th>Wire</th> <th>AWG</th> <th>Color</th> <th>Length ℓ (mm)</th> </tr> </thead> <tbody> <tr> <td>1</td> <td>UL1007</td> <td>22</td> <td>black</td> <td>500</td> </tr> <tr> <td>2</td> <td>UL1007</td> <td>22</td> <td>black</td> <td>500</td> </tr> <tr> <td>3</td> <td>UL1007</td> <td>22</td> <td>red</td> <td>500</td> </tr> <tr> <td>4</td> <td>UL1007</td> <td>22</td> <td>red</td> <td>500</td> </tr> </tbody> </table>	Pin #	Wire	AWG	Color	Length ℓ (mm)	1	UL1007	22	black	500	2	UL1007	22	black	500	3	UL1007	22	red	500	4	UL1007	22	red	500					
Pin #	Wire	AWG	Color	Length ℓ (mm)																												
1	UL1007	22	black	500																												
2	UL1007	22	black	500																												
3	UL1007	22	red	500																												
4	UL1007	22	red	500																												
<p>●Model number H-OU-9 Housing : VHR-4N (J.S.T.) Pin : SVH-21T-1.1 (J.S.T.)</p>	<p>●Type</p>	<p>●Wire</p> <table border="1"> <thead> <tr> <th>Pin #</th> <th>Wire</th> <th>AWG</th> <th>Color</th> <th>Length ℓ (mm)</th> </tr> </thead> <tbody> <tr> <td>1</td> <td>UL1015</td> <td>18</td> <td>black</td> <td>500</td> </tr> <tr> <td>2</td> <td>UL1015</td> <td>18</td> <td>black</td> <td>500</td> </tr> <tr> <td>3</td> <td>UL1015</td> <td>18</td> <td>red</td> <td>500</td> </tr> <tr> <td>4</td> <td>UL1015</td> <td>18</td> <td>red</td> <td>500</td> </tr> </tbody> </table>	Pin #	Wire	AWG	Color	Length ℓ (mm)	1	UL1015	18	black	500	2	UL1015	18	black	500	3	UL1015	18	red	500	4	UL1015	18	red	500					
Pin #	Wire	AWG	Color	Length ℓ (mm)																												
1	UL1015	18	black	500																												
2	UL1015	18	black	500																												
3	UL1015	18	red	500																												
4	UL1015	18	red	500																												
<p>●Model number H-OU-10 Housing : VHR-8N (J.S.T.) Pin : SVH-21T-1.1 (J.S.T.)</p>	<p>●Type</p>	<p>●Wire</p> <table border="1"> <thead> <tr> <th>Pin #</th> <th>Wire</th> <th>AWG</th> <th>Color</th> <th>Length ℓ (mm)</th> </tr> </thead> <tbody> <tr> <td>1 - 4</td> <td>UL1015</td> <td>18</td> <td>black</td> <td>500</td> </tr> <tr> <td>5 - 8</td> <td>UL1015</td> <td>18</td> <td>red</td> <td>500</td> </tr> </tbody> </table>	Pin #	Wire	AWG	Color	Length ℓ (mm)	1 - 4	UL1015	18	black	500	5 - 8	UL1015	18	red	500															
Pin #	Wire	AWG	Color	Length ℓ (mm)																												
1 - 4	UL1015	18	black	500																												
5 - 8	UL1015	18	red	500																												
<p>●Model number H-OU-11 Housing : VHR-6N (J.S.T.) Pin : SVH-21T-1.1 (J.S.T.)</p>	<p>●Type</p>	<p>●Wire</p> <table border="1"> <thead> <tr> <th>Pin #</th> <th>Wire</th> <th>AWG</th> <th>Color</th> <th>Length ℓ (mm)</th> </tr> </thead> <tbody> <tr> <td>1 - 6</td> <td>UL1015</td> <td>18</td> <td>red</td> <td>500</td> </tr> </tbody> </table>	Pin #	Wire	AWG	Color	Length ℓ (mm)	1 - 6	UL1015	18	red	500																				
Pin #	Wire	AWG	Color	Length ℓ (mm)																												
1 - 6	UL1015	18	red	500																												
<p>●Model number H-OU-12 Housing : VHR-7N (J.S.T.) Pin : SVH-21T-1.1 (J.S.T.)</p>	<p>●Type</p>	<p>●Wire</p> <table border="1"> <thead> <tr> <th>Pin #</th> <th>Wire</th> <th>AWG</th> <th>Color</th> <th>Length ℓ (mm)</th> </tr> </thead> <tbody> <tr> <td>1 - 7</td> <td>UL1015</td> <td>18</td> <td>black</td> <td>500</td> </tr> </tbody> </table>	Pin #	Wire	AWG	Color	Length ℓ (mm)	1 - 7	UL1015	18	black	500																				
Pin #	Wire	AWG	Color	Length ℓ (mm)																												
1 - 7	UL1015	18	black	500																												
<p>●Model number H-OU-18 Housing : VHR-6N (J.S.T.) Pin : SVH-21T-1.1 (J.S.T.)</p>	<p>●Type</p>	<p>●Wire</p> <table border="1"> <thead> <tr> <th>Pin #</th> <th>Wire</th> <th>AWG</th> <th>Color</th> <th>Length ℓ (mm)</th> </tr> </thead> <tbody> <tr> <td>1 - 3</td> <td>UL1015</td> <td>18</td> <td>black</td> <td>500</td> </tr> <tr> <td>4 - 6</td> <td>UL1015</td> <td>18</td> <td>red</td> <td>500</td> </tr> </tbody> </table>	Pin #	Wire	AWG	Color	Length ℓ (mm)	1 - 3	UL1015	18	black	500	4 - 6	UL1015	18	red	500															
Pin #	Wire	AWG	Color	Length ℓ (mm)																												
1 - 3	UL1015	18	black	500																												
4 - 6	UL1015	18	red	500																												

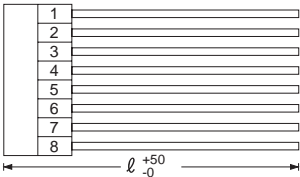

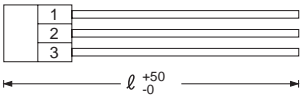
Mating harness

LEB Series
LDC Series
LCC Series

Model	Harness model #		
	Input	Output	Option: -Z □
LEB100F	H-IN-5 or H-IN-10	H-OU-23	H-OU-25
LEB150F		H-OU-23	
LEB225F		H-OU-24	

Model	Harness model #	
	Input	Output
LDC15F	H-IN-5 or H-IN-10	H-OU-13
LDC30F · LCC30A		H-OU-14
LDC60F		H-OU-19

<p>●Model number</p> <h2 style="margin: 0;">H-IN-5</h2> <p>Housing : VHR-5N (J.S.T.) Pin : SVH-21T-1.1 (J.S.T.)</p>	<p>●Type</p> 	<p>●Wire</p> <table border="1" style="width: 100%; border-collapse: collapse;"> <thead> <tr> <th>Pin #</th> <th>Wire</th> <th>AWG</th> <th>Color</th> <th>Length ℓ (mm)</th> </tr> </thead> <tbody> <tr> <td>1</td> <td>UL1015</td> <td>18</td> <td>black</td> <td>500</td> </tr> <tr> <td>2</td> <td></td> <td></td> <td></td> <td></td> </tr> <tr> <td>3</td> <td>UL1015</td> <td>18</td> <td>white</td> <td>500</td> </tr> <tr> <td>4</td> <td></td> <td></td> <td></td> <td></td> </tr> <tr> <td>5</td> <td>UL1015</td> <td>18</td> <td>green</td> <td>500</td> </tr> </tbody> </table>	Pin #	Wire	AWG	Color	Length ℓ (mm)	1	UL1015	18	black	500	2					3	UL1015	18	white	500	4					5	UL1015	18	green	500
Pin #	Wire	AWG	Color	Length ℓ (mm)																												
1	UL1015	18	black	500																												
2																																
3	UL1015	18	white	500																												
4																																
5	UL1015	18	green	500																												
<p>●Model number</p> <h2 style="margin: 0;">H-IN-10</h2> <p>Housing : VHR-5N (J.S.T.) Pin : SVH-21T-1.1 (J.S.T.)</p>	<p>●Type</p> 	<p>●Wire</p> <table border="1" style="width: 100%; border-collapse: collapse;"> <thead> <tr> <th>Pin #</th> <th>Wire</th> <th>AWG</th> <th>Color</th> <th>Length ℓ (mm)</th> </tr> </thead> <tbody> <tr> <td>1</td> <td>UL1015</td> <td>18</td> <td>black</td> <td>500</td> </tr> <tr> <td>2</td> <td></td> <td></td> <td></td> <td></td> </tr> <tr> <td>3</td> <td>UL1015</td> <td>18</td> <td>white</td> <td>500</td> </tr> <tr> <td>4</td> <td></td> <td></td> <td></td> <td></td> </tr> <tr> <td>5</td> <td>UL1015</td> <td>18</td> <td>green/yellow</td> <td>500</td> </tr> </tbody> </table>	Pin #	Wire	AWG	Color	Length ℓ (mm)	1	UL1015	18	black	500	2					3	UL1015	18	white	500	4					5	UL1015	18	green/yellow	500
Pin #	Wire	AWG	Color	Length ℓ (mm)																												
1	UL1015	18	black	500																												
2																																
3	UL1015	18	white	500																												
4																																
5	UL1015	18	green/yellow	500																												
<p>●Model number</p> <h2 style="margin: 0;">H-OU-13</h2> <p>Housing : XHP-8 (J.S.T.) Pin : SXH-001T-0.6 (J.S.T.)</p>	<p>●Type</p> 	<p>●Wire</p> <table border="1" style="width: 100%; border-collapse: collapse;"> <thead> <tr> <th>Pin #</th> <th>Wire</th> <th>AWG</th> <th>Color</th> <th>Length ℓ (mm)</th> </tr> </thead> <tbody> <tr> <td>1, 2</td> <td>UL1007</td> <td>22</td> <td>red</td> <td>500</td> </tr> <tr> <td>3, 4</td> <td>UL1007</td> <td>22</td> <td>black</td> <td>500</td> </tr> <tr> <td>5</td> <td>UL1007</td> <td>22</td> <td>orange</td> <td>500</td> </tr> <tr> <td>6, 7</td> <td>UL1007</td> <td>22</td> <td>gray</td> <td>500</td> </tr> <tr> <td>8</td> <td>UL1007</td> <td>22</td> <td>purple</td> <td>500</td> </tr> </tbody> </table>	Pin #	Wire	AWG	Color	Length ℓ (mm)	1, 2	UL1007	22	red	500	3, 4	UL1007	22	black	500	5	UL1007	22	orange	500	6, 7	UL1007	22	gray	500	8	UL1007	22	purple	500
Pin #	Wire	AWG	Color	Length ℓ (mm)																												
1, 2	UL1007	22	red	500																												
3, 4	UL1007	22	black	500																												
5	UL1007	22	orange	500																												
6, 7	UL1007	22	gray	500																												
8	UL1007	22	purple	500																												
<p>●Model number</p> <h2 style="margin: 0;">H-OU-14</h2> <p>Housing : VHR-6N (J.S.T.) Pin : SVH-21T-1.1 (J.S.T.)</p>	<p>●Type</p> 	<p>●Wire</p> <table border="1" style="width: 100%; border-collapse: collapse;"> <thead> <tr> <th>Pin #</th> <th>Wire</th> <th>AWG</th> <th>Color</th> <th>Length ℓ (mm)</th> </tr> </thead> <tbody> <tr> <td>1</td> <td>UL1015</td> <td>18</td> <td>purple</td> <td>500</td> </tr> <tr> <td>2, 3</td> <td>UL1015</td> <td>18</td> <td>gray</td> <td>500</td> </tr> <tr> <td>4</td> <td>UL1015</td> <td>18</td> <td>orange</td> <td>500</td> </tr> <tr> <td>5</td> <td>UL1015</td> <td>18</td> <td>black</td> <td>500</td> </tr> <tr> <td>6</td> <td>UL1015</td> <td>18</td> <td>red</td> <td>500</td> </tr> </tbody> </table>	Pin #	Wire	AWG	Color	Length ℓ (mm)	1	UL1015	18	purple	500	2, 3	UL1015	18	gray	500	4	UL1015	18	orange	500	5	UL1015	18	black	500	6	UL1015	18	red	500
Pin #	Wire	AWG	Color	Length ℓ (mm)																												
1	UL1015	18	purple	500																												
2, 3	UL1015	18	gray	500																												
4	UL1015	18	orange	500																												
5	UL1015	18	black	500																												
6	UL1015	18	red	500																												
<p>●Model number</p> <h2 style="margin: 0;">H-OU-19</h2> <p>Housing : VHR-8N (J.S.T.) Pin : SVH-21T-1.1 (J.S.T.)</p>	<p>●Type</p> 	<p>●Wire</p> <table border="1" style="width: 100%; border-collapse: collapse;"> <thead> <tr> <th>Pin #</th> <th>Wire</th> <th>AWG</th> <th>Color</th> <th>Length ℓ (mm)</th> </tr> </thead> <tbody> <tr> <td>1</td> <td>UL1015</td> <td>18</td> <td>purple</td> <td>500</td> </tr> <tr> <td>2, 3</td> <td>UL1015</td> <td>18</td> <td>gray</td> <td>500</td> </tr> <tr> <td>4</td> <td>UL1015</td> <td>18</td> <td>orange</td> <td>500</td> </tr> <tr> <td>5, 6</td> <td>UL1015</td> <td>18</td> <td>black</td> <td>500</td> </tr> <tr> <td>7, 8</td> <td>UL1015</td> <td>18</td> <td>red</td> <td>500</td> </tr> </tbody> </table>	Pin #	Wire	AWG	Color	Length ℓ (mm)	1	UL1015	18	purple	500	2, 3	UL1015	18	gray	500	4	UL1015	18	orange	500	5, 6	UL1015	18	black	500	7, 8	UL1015	18	red	500
Pin #	Wire	AWG	Color	Length ℓ (mm)																												
1	UL1015	18	purple	500																												
2, 3	UL1015	18	gray	500																												
4	UL1015	18	orange	500																												
5, 6	UL1015	18	black	500																												
7, 8	UL1015	18	red	500																												

<p>●Model number H-OU-23</p>	<p>●Type</p> 	<p>●Wire</p> <table border="1"> <thead> <tr> <th>Pin #</th> <th>Wire</th> <th>AWG</th> <th>Color</th> <th>Length l (mm)</th> </tr> </thead> <tbody> <tr> <td>1, 2</td> <td>UL1015</td> <td>18</td> <td>gray</td> <td>500</td> </tr> <tr> <td>3, 4</td> <td>UL1015</td> <td>18</td> <td>orange</td> <td>500</td> </tr> <tr> <td>5, 6</td> <td>UL1015</td> <td>18</td> <td>black</td> <td>500</td> </tr> <tr> <td>7, 8</td> <td>UL1015</td> <td>18</td> <td>red</td> <td>500</td> </tr> </tbody> </table>	Pin #	Wire	AWG	Color	Length l (mm)	1, 2	UL1015	18	gray	500	3, 4	UL1015	18	orange	500	5, 6	UL1015	18	black	500	7, 8	UL1015	18	red	500
Pin #	Wire	AWG	Color	Length l (mm)																							
1, 2	UL1015	18	gray	500																							
3, 4	UL1015	18	orange	500																							
5, 6	UL1015	18	black	500																							
7, 8	UL1015	18	red	500																							
<p>●Model number H-OU-24</p> <p>Housing : VHR-10N (J.S.T.) Pin : SVH-21T-1.1 (J.S.T.)</p>	<p>●Type</p> 	<p>●Wire</p> <table border="1"> <thead> <tr> <th>Pin #</th> <th>Wire</th> <th>AWG</th> <th>Color</th> <th>Length l (mm)</th> </tr> </thead> <tbody> <tr> <td>1, 2, 3</td> <td>UL1015</td> <td>18</td> <td>gray</td> <td>500</td> </tr> <tr> <td>4, 5, 6</td> <td>UL1015</td> <td>18</td> <td>orange</td> <td>500</td> </tr> <tr> <td>7, 8</td> <td>UL1015</td> <td>18</td> <td>black</td> <td>500</td> </tr> <tr> <td>9, 10</td> <td>UL1015</td> <td>18</td> <td>red</td> <td>500</td> </tr> </tbody> </table>	Pin #	Wire	AWG	Color	Length l (mm)	1, 2, 3	UL1015	18	gray	500	4, 5, 6	UL1015	18	orange	500	7, 8	UL1015	18	black	500	9, 10	UL1015	18	red	500
Pin #	Wire	AWG	Color	Length l (mm)																							
1, 2, 3	UL1015	18	gray	500																							
4, 5, 6	UL1015	18	orange	500																							
7, 8	UL1015	18	black	500																							
9, 10	UL1015	18	red	500																							
<p>●Model number H-OU-25</p> <p>Housing : XHP-3 (J.S.T.) Pin : SXH-001-P0.6 (J.S.T.)</p>	<p>●Type</p> 	<p>●Wire</p> <table border="1"> <thead> <tr> <th>Pin #</th> <th>Wire</th> <th>AWG</th> <th>Color</th> <th>Length l (mm)</th> </tr> </thead> <tbody> <tr> <td>1</td> <td>UL1007</td> <td>22</td> <td>orange</td> <td>500</td> </tr> <tr> <td>2</td> <td>UL1007</td> <td>22</td> <td>gray</td> <td>500</td> </tr> <tr> <td>3</td> <td>UL1007</td> <td>22</td> <td>purple</td> <td>500</td> </tr> </tbody> </table>	Pin #	Wire	AWG	Color	Length l (mm)	1	UL1007	22	orange	500	2	UL1007	22	gray	500	3	UL1007	22	purple	500					
Pin #	Wire	AWG	Color	Length l (mm)																							
1	UL1007	22	orange	500																							
2	UL1007	22	gray	500																							
3	UL1007	22	purple	500																							

Harness for input/output(J type) is prepared in R series.

R Series
RMB Series
RMC Series

Mating harness

Model	Harness model #	
	Input	Output
R10A · 15A · 25A · 50A	H-IN-3	H-OU-9
RMB15A · 30A · 50A		H-OU-16
RMC15A · 30A · 50A		H-OU-15

<p>●Model number</p> <h2>H-IN-3</h2> <p>Housing : VHR-5N (J.S.T.) Pin : SVH-21T-1.1 (J.S.T.)</p>	<p>●Type</p>	<p>●Wire</p> <table border="1"> <thead> <tr> <th>Pin #</th> <th>Wire</th> <th>AWG</th> <th>Color</th> <th>Length l (mm)</th> </tr> </thead> <tbody> <tr> <td>1</td> <td>UL1015</td> <td>20</td> <td>white</td> <td>500</td> </tr> <tr> <td>2</td> <td></td> <td></td> <td></td> <td></td> </tr> <tr> <td>3</td> <td>UL1015</td> <td>20</td> <td>black</td> <td>500</td> </tr> <tr> <td>4</td> <td></td> <td></td> <td></td> <td></td> </tr> <tr> <td>5</td> <td>UL1015</td> <td>20</td> <td>green</td> <td>500</td> </tr> </tbody> </table>	Pin #	Wire	AWG	Color	Length l (mm)	1	UL1015	20	white	500	2					3	UL1015	20	black	500	4					5	UL1015	20	green	500															
Pin #	Wire	AWG	Color	Length l (mm)																																											
1	UL1015	20	white	500																																											
2																																															
3	UL1015	20	black	500																																											
4																																															
5	UL1015	20	green	500																																											
<p>●Model number</p> <h2>H-OU-9</h2> <p>Housing : VHR-4N (J.S.T.) Pin : SVH-21T-1.1 (J.S.T.)</p>	<p>●Type</p>	<p>●Wire</p> <table border="1"> <thead> <tr> <th>Pin #</th> <th>Wire</th> <th>AWG</th> <th>Color</th> <th>Length l (mm)</th> </tr> </thead> <tbody> <tr> <td>1</td> <td>UL1015</td> <td>18</td> <td>black</td> <td>500</td> </tr> <tr> <td>2</td> <td>UL1015</td> <td>18</td> <td>black</td> <td>500</td> </tr> <tr> <td>3</td> <td>UL1015</td> <td>18</td> <td>red</td> <td>500</td> </tr> <tr> <td>4</td> <td>UL1015</td> <td>18</td> <td>red</td> <td>500</td> </tr> </tbody> </table>	Pin #	Wire	AWG	Color	Length l (mm)	1	UL1015	18	black	500	2	UL1015	18	black	500	3	UL1015	18	red	500	4	UL1015	18	red	500																				
Pin #	Wire	AWG	Color	Length l (mm)																																											
1	UL1015	18	black	500																																											
2	UL1015	18	black	500																																											
3	UL1015	18	red	500																																											
4	UL1015	18	red	500																																											
<p>●Model number</p> <h2>H-OU-15</h2> <p>Housing : VHR-8N (J.S.T.) Pin : SVH-21T-1.1 (J.S.T.)</p>	<p>●Type</p>	<p>●Wire</p> <table border="1"> <thead> <tr> <th>Pin #</th> <th>Wire</th> <th>AWG</th> <th>Color</th> <th>Length l (mm)</th> </tr> </thead> <tbody> <tr> <td>1</td> <td>UL1015</td> <td>18</td> <td>purple</td> <td>500</td> </tr> <tr> <td>2</td> <td>UL1015</td> <td>18</td> <td>gray</td> <td>500</td> </tr> <tr> <td>3</td> <td>UL1015</td> <td>18</td> <td>gray</td> <td>500</td> </tr> <tr> <td>4</td> <td>UL1015</td> <td>18</td> <td>orange</td> <td>500</td> </tr> <tr> <td>5</td> <td>UL1015</td> <td>18</td> <td>black</td> <td>500</td> </tr> <tr> <td>6</td> <td>UL1015</td> <td>18</td> <td>black</td> <td>500</td> </tr> <tr> <td>7</td> <td>UL1015</td> <td>18</td> <td>red</td> <td>500</td> </tr> <tr> <td>8</td> <td>UL1015</td> <td>18</td> <td>red</td> <td>500</td> </tr> </tbody> </table>	Pin #	Wire	AWG	Color	Length l (mm)	1	UL1015	18	purple	500	2	UL1015	18	gray	500	3	UL1015	18	gray	500	4	UL1015	18	orange	500	5	UL1015	18	black	500	6	UL1015	18	black	500	7	UL1015	18	red	500	8	UL1015	18	red	500
Pin #	Wire	AWG	Color	Length l (mm)																																											
1	UL1015	18	purple	500																																											
2	UL1015	18	gray	500																																											
3	UL1015	18	gray	500																																											
4	UL1015	18	orange	500																																											
5	UL1015	18	black	500																																											
6	UL1015	18	black	500																																											
7	UL1015	18	red	500																																											
8	UL1015	18	red	500																																											
<p>●Model number</p> <h2>H-OU-16</h2> <p>Housing : VHR-6N (J.S.T.) Pin : SVH-21T-1.1 (J.S.T.)</p>	<p>●Type</p>	<p>●Wire</p> <table border="1"> <thead> <tr> <th>Pin #</th> <th>Wire</th> <th>AWG</th> <th>Color</th> <th>Length l (mm)</th> </tr> </thead> <tbody> <tr> <td>1</td> <td>UL1015</td> <td>18</td> <td>gray</td> <td>500</td> </tr> <tr> <td>2</td> <td>UL1015</td> <td>18</td> <td>orange</td> <td>500</td> </tr> <tr> <td>3</td> <td>UL1015</td> <td>18</td> <td>black</td> <td>500</td> </tr> <tr> <td>4</td> <td>UL1015</td> <td>18</td> <td>black</td> <td>500</td> </tr> <tr> <td>5</td> <td>UL1015</td> <td>18</td> <td>red</td> <td>500</td> </tr> <tr> <td>6</td> <td>UL1015</td> <td>18</td> <td>red</td> <td>500</td> </tr> </tbody> </table>	Pin #	Wire	AWG	Color	Length l (mm)	1	UL1015	18	gray	500	2	UL1015	18	orange	500	3	UL1015	18	black	500	4	UL1015	18	black	500	5	UL1015	18	red	500	6	UL1015	18	red	500										
Pin #	Wire	AWG	Color	Length l (mm)																																											
1	UL1015	18	gray	500																																											
2	UL1015	18	orange	500																																											
3	UL1015	18	black	500																																											
4	UL1015	18	black	500																																											
5	UL1015	18	red	500																																											
6	UL1015	18	red	500																																											

Harness for remote sensing & parallel operation by 2 units is prepared in UAW/UAF/LDA series.

UAW Series
UAF Series
LDA Series

Mating harness

Model	Harness model #	Contents
UAW125S	H-SN-1	For remote sensing
UAW250S	H-SN-1	For remote sensing
	H-PA-2	For parallel operation by 2 units
UAW500S/ UAF500S	H-SN-2	For remote sensing
	H-PA-1	For parallel operation by 2 units
LDA300W	H-SN-1	For remote sensing

<p>●Model number</p> <h2>H-SN-1</h2> <p>Housing : XHP-4 (J.S.T.) Pin : SXH-001T-P0.6 (J.S.T.)</p>	<p>●Type</p>	<p>●Wire</p> <table border="1"> <thead> <tr> <th>Pin #</th> <th>Wire</th> <th>AWG</th> <th>Color</th> <th>Length ℓ (mm)</th> </tr> </thead> <tbody> <tr> <td>1</td> <td></td> <td></td> <td></td> <td></td> </tr> <tr> <td>2</td> <td>UL1061</td> <td>28</td> <td>black</td> <td>500</td> </tr> <tr> <td>3</td> <td>UL1061</td> <td>28</td> <td>red</td> <td>500</td> </tr> <tr> <td>4</td> <td></td> <td></td> <td></td> <td></td> </tr> </tbody> </table>	Pin #	Wire	AWG	Color	Length ℓ (mm)	1					2	UL1061	28	black	500	3	UL1061	28	red	500	4														
Pin #	Wire	AWG	Color	Length ℓ (mm)																																	
1																																					
2	UL1061	28	black	500																																	
3	UL1061	28	red	500																																	
4																																					
<p>●Model number</p> <h2>H-SN-2</h2> <p>Housing : ZHR-10 (J.S.T.) Pin : SZH-002T-P0.5 (J.S.T.)</p>	<p>●Type</p>	<p>●Wire</p> <table border="1"> <thead> <tr> <th>Pin #</th> <th>Wire</th> <th>AWG</th> <th>Color</th> <th>Length ℓ (mm)</th> </tr> </thead> <tbody> <tr> <td>1 - 4</td> <td></td> <td></td> <td></td> <td></td> </tr> <tr> <td>5</td> <td>UL1061</td> <td>28</td> <td>black</td> <td>500</td> </tr> <tr> <td>6, 7</td> <td></td> <td></td> <td></td> <td></td> </tr> <tr> <td>8</td> <td>UL1061</td> <td>28</td> <td>red</td> <td>500</td> </tr> <tr> <td>9, 10</td> <td></td> <td></td> <td></td> <td></td> </tr> </tbody> </table>	Pin #	Wire	AWG	Color	Length ℓ (mm)	1 - 4					5	UL1061	28	black	500	6, 7					8	UL1061	28	red	500	9, 10									
Pin #	Wire	AWG	Color	Length ℓ (mm)																																	
1 - 4																																					
5	UL1061	28	black	500																																	
6, 7																																					
8	UL1061	28	red	500																																	
9, 10																																					
<p>●Model number</p> <h2>H-PA-1</h2> <p>Housing : ZHR-10 (J.S.T.) Pin : SZH-002T-P0.5 (J.S.T.)</p>	<p>●Type</p>	<p>●Wire</p> <table border="1"> <thead> <tr> <th>Pin #</th> <th>Wire</th> <th>AWG</th> <th>Color</th> <th>Length ℓ (mm)</th> </tr> </thead> <tbody> <tr> <td>1 - 3</td> <td></td> <td></td> <td></td> <td></td> </tr> <tr> <td>4, 5</td> <td>UL1061</td> <td>28</td> <td>black</td> <td>-</td> </tr> <tr> <td>6, 8</td> <td>UL1061</td> <td>28</td> <td>red</td> <td>-</td> </tr> <tr> <td>7</td> <td></td> <td></td> <td></td> <td></td> </tr> <tr> <td>9</td> <td>UL1061</td> <td>28</td> <td>yellow</td> <td>220</td> </tr> <tr> <td>10</td> <td>UL1061</td> <td>28</td> <td>green</td> <td>220</td> </tr> </tbody> </table>	Pin #	Wire	AWG	Color	Length ℓ (mm)	1 - 3					4, 5	UL1061	28	black	-	6, 8	UL1061	28	red	-	7					9	UL1061	28	yellow	220	10	UL1061	28	green	220
Pin #	Wire	AWG	Color	Length ℓ (mm)																																	
1 - 3																																					
4, 5	UL1061	28	black	-																																	
6, 8	UL1061	28	red	-																																	
7																																					
9	UL1061	28	yellow	220																																	
10	UL1061	28	green	220																																	
<p>●Model number</p> <h2>H-PA-2</h2> <p>Housing : XHP-3 (J.S.T.) Pin : SXH-001T-P0.6 (J.S.T.)</p>	<p>●Type</p>	<p>●Wire</p> <table border="1"> <thead> <tr> <th>Pin #</th> <th>Wire</th> <th>AWG</th> <th>Color</th> <th>Length ℓ (mm)</th> </tr> </thead> <tbody> <tr> <td>1</td> <td>UL1007</td> <td>22</td> <td>white</td> <td>180</td> </tr> <tr> <td>2</td> <td>UL1007</td> <td>22</td> <td>black</td> <td>180</td> </tr> <tr> <td>3</td> <td>UL1007</td> <td>22</td> <td>red</td> <td>180</td> </tr> </tbody> </table>	Pin #	Wire	AWG	Color	Length ℓ (mm)	1	UL1007	22	white	180	2	UL1007	22	black	180	3	UL1007	22	red	180															
Pin #	Wire	AWG	Color	Length ℓ (mm)																																	
1	UL1007	22	white	180																																	
2	UL1007	22	black	180																																	
3	UL1007	22	red	180																																	

Harness for input/output(J type) is prepared in P & PAA series.

P Series
PAA Series

Mating harness

Model	Harness model #	
	Input	Output
P15E · P30E · P50E	H-IN-2 or H-IN-9	H-OU-20
PAA50F	H-IN-1 or H-IN-8	H-OU-21
PAA75F		

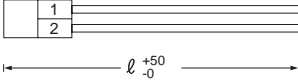
<p>●Model number</p> <h2>H-IN-1</h2> <p>Housing : 5199-04 (Molex) Pin : 5194 (Molex)</p>	<p>●Type</p>	<p>●Wire</p> <table border="1"> <thead> <tr> <th>Pin #</th> <th>Wire</th> <th>AWG</th> <th>Color</th> <th>Length ℓ (mm)</th> </tr> </thead> <tbody> <tr> <td>1</td> <td>UL1015</td> <td>20</td> <td>green</td> <td>500</td> </tr> <tr> <td>2</td> <td>UL1015</td> <td>20</td> <td>black</td> <td>500</td> </tr> <tr> <td>3</td> <td></td> <td></td> <td></td> <td></td> </tr> <tr> <td>4</td> <td>UL1015</td> <td>20</td> <td>white</td> <td>500</td> </tr> </tbody> </table>	Pin #	Wire	AWG	Color	Length ℓ (mm)	1	UL1015	20	green	500	2	UL1015	20	black	500	3					4	UL1015	20	white	500										
Pin #	Wire	AWG	Color	Length ℓ (mm)																																	
1	UL1015	20	green	500																																	
2	UL1015	20	black	500																																	
3																																					
4	UL1015	20	white	500																																	
<p>●Model number</p> <h2>H-IN-2</h2> <p>Housing : 5199-04 (Molex) Pin : 5194 (Molex)</p>	<p>●Type</p>	<p>●Wire</p> <table border="1"> <thead> <tr> <th>Pin #</th> <th>Wire</th> <th>AWG</th> <th>Color</th> <th>Length ℓ (mm)</th> </tr> </thead> <tbody> <tr> <td>1</td> <td>UL1015</td> <td>20</td> <td>green</td> <td>500</td> </tr> <tr> <td>2</td> <td>UL1015</td> <td>20</td> <td>white</td> <td>500</td> </tr> <tr> <td>3</td> <td></td> <td></td> <td></td> <td></td> </tr> <tr> <td>4</td> <td>UL1015</td> <td>20</td> <td>black</td> <td>500</td> </tr> </tbody> </table>	Pin #	Wire	AWG	Color	Length ℓ (mm)	1	UL1015	20	green	500	2	UL1015	20	white	500	3					4	UL1015	20	black	500										
Pin #	Wire	AWG	Color	Length ℓ (mm)																																	
1	UL1015	20	green	500																																	
2	UL1015	20	white	500																																	
3																																					
4	UL1015	20	black	500																																	
<p>●Model number</p> <h2>H-IN-8</h2> <p>Housing : 5199-04 (Molex) Pin : 5194 (Molex)</p>	<p>●Type</p>	<p>●Wire</p> <table border="1"> <thead> <tr> <th>Pin #</th> <th>Wire</th> <th>AWG</th> <th>Color</th> <th>Length ℓ (mm)</th> </tr> </thead> <tbody> <tr> <td>1</td> <td>UL1015</td> <td>20</td> <td>green/yellow</td> <td>500</td> </tr> <tr> <td>2</td> <td>UL1015</td> <td>20</td> <td>black</td> <td>500</td> </tr> <tr> <td>3</td> <td></td> <td></td> <td></td> <td></td> </tr> <tr> <td>4</td> <td>UL1015</td> <td>20</td> <td>white</td> <td>500</td> </tr> </tbody> </table>	Pin #	Wire	AWG	Color	Length ℓ (mm)	1	UL1015	20	green/yellow	500	2	UL1015	20	black	500	3					4	UL1015	20	white	500										
Pin #	Wire	AWG	Color	Length ℓ (mm)																																	
1	UL1015	20	green/yellow	500																																	
2	UL1015	20	black	500																																	
3																																					
4	UL1015	20	white	500																																	
<p>●Model number</p> <h2>H-IN-9</h2> <p>Housing : 5199-04 (Molex) Pin : 5194 (Molex)</p>	<p>●Type</p>	<p>●Wire</p> <table border="1"> <thead> <tr> <th>Pin #</th> <th>Wire</th> <th>AWG</th> <th>Color</th> <th>Length ℓ (mm)</th> </tr> </thead> <tbody> <tr> <td>1</td> <td>UL1015</td> <td>20</td> <td>green/yellow</td> <td>500</td> </tr> <tr> <td>2</td> <td>UL1015</td> <td>20</td> <td>white</td> <td>500</td> </tr> <tr> <td>3</td> <td></td> <td></td> <td></td> <td></td> </tr> <tr> <td>4</td> <td>UL1015</td> <td>20</td> <td>black</td> <td>500</td> </tr> </tbody> </table>	Pin #	Wire	AWG	Color	Length ℓ (mm)	1	UL1015	20	green/yellow	500	2	UL1015	20	white	500	3					4	UL1015	20	black	500										
Pin #	Wire	AWG	Color	Length ℓ (mm)																																	
1	UL1015	20	green/yellow	500																																	
2	UL1015	20	white	500																																	
3																																					
4	UL1015	20	black	500																																	
<p>●Model number</p> <h2>H-OU-20</h2> <p>Housing : 5196-04 (Molex) Pin : 5194 (Molex)</p>	<p>●Type</p>	<p>●Wire</p> <table border="1"> <thead> <tr> <th>Pin #</th> <th>Wire</th> <th>AWG</th> <th>Color</th> <th>Length ℓ (mm)</th> </tr> </thead> <tbody> <tr> <td>1</td> <td>UL1015</td> <td>18</td> <td>red</td> <td>500</td> </tr> <tr> <td>2</td> <td>UL1015</td> <td>18</td> <td>red</td> <td>500</td> </tr> <tr> <td>3</td> <td>UL1015</td> <td>18</td> <td>black</td> <td>500</td> </tr> <tr> <td>4</td> <td>UL1015</td> <td>18</td> <td>black</td> <td>500</td> </tr> </tbody> </table>	Pin #	Wire	AWG	Color	Length ℓ (mm)	1	UL1015	18	red	500	2	UL1015	18	red	500	3	UL1015	18	black	500	4	UL1015	18	black	500										
Pin #	Wire	AWG	Color	Length ℓ (mm)																																	
1	UL1015	18	red	500																																	
2	UL1015	18	red	500																																	
3	UL1015	18	black	500																																	
4	UL1015	18	black	500																																	
<p>●Model number</p> <h2>H-OU-21</h2> <p>Housing : 5196-06 (Molex) Pin : 5194 (Molex)</p>	<p>●Type</p>	<p>●Wire</p> <table border="1"> <thead> <tr> <th>Pin #</th> <th>Wire</th> <th>AWG</th> <th>Color</th> <th>Length ℓ (mm)</th> </tr> </thead> <tbody> <tr> <td>1</td> <td>UL1015</td> <td>18</td> <td>red</td> <td>500</td> </tr> <tr> <td>2</td> <td>UL1015</td> <td>18</td> <td>red</td> <td>500</td> </tr> <tr> <td>3</td> <td>UL1015</td> <td>18</td> <td>red</td> <td>500</td> </tr> <tr> <td>4</td> <td>UL1015</td> <td>18</td> <td>black</td> <td>500</td> </tr> <tr> <td>5</td> <td>UL1015</td> <td>18</td> <td>black</td> <td>500</td> </tr> <tr> <td>6</td> <td>UL1015</td> <td>18</td> <td>black</td> <td>500</td> </tr> </tbody> </table>	Pin #	Wire	AWG	Color	Length ℓ (mm)	1	UL1015	18	red	500	2	UL1015	18	red	500	3	UL1015	18	red	500	4	UL1015	18	black	500	5	UL1015	18	black	500	6	UL1015	18	black	500
Pin #	Wire	AWG	Color	Length ℓ (mm)																																	
1	UL1015	18	red	500																																	
2	UL1015	18	red	500																																	
3	UL1015	18	red	500																																	
4	UL1015	18	black	500																																	
5	UL1015	18	black	500																																	
6	UL1015	18	black	500																																	

Harness for remote ON/OFF(R type) is prepared in LDA, UAW, PAA, LEA, LEB & LEP series.

LDA Series
UAW Series
PAA Series
LEA Series
LEB Series
LEP Series

Mating harness

Model	Harness model #
LDA50F, LDA75F, LDA100W, LDA150W, LDA300W	H-RC-1
UAW250S	
PAA50F, PAA75F, PAA100F, PAA150F	
LEA50F, LEA75F, LEA100F, LEA150F, LEP100F, LEP150F, LEP240F	
LEB100F, LEB150F, LEB225F	

<p>●Model number</p> <p>H-RC-1</p> <p>Housing : XHP-2 (J.S.T.) Pin : SXH-001T-P0.6 (J.S.T.)</p>	<p>●Type</p> 	<p>●Wire</p> <table border="1"> <thead> <tr> <th>Pin #</th> <th>Wire</th> <th>AWG</th> <th>Color</th> <th>Length ℓ (mm)</th> </tr> </thead> <tbody> <tr> <td>1</td> <td>UL1007</td> <td>22</td> <td>orange</td> <td>500</td> </tr> <tr> <td>2</td> <td>UL1007</td> <td>22</td> <td>blue</td> <td>500</td> </tr> </tbody> </table>	Pin #	Wire	AWG	Color	Length ℓ (mm)	1	UL1007	22	orange	500	2	UL1007	22	blue	500
Pin #	Wire	AWG	Color	Length ℓ (mm)													
1	UL1007	22	orange	500													
2	UL1007	22	blue	500													

Harness to use the function of the output module is prepared in MAX series.

MAX Series

Mating harness

Model	Harness model #	Contents
MAX1600F	H-SN-3	Harness for using no function of the output module. It is appended to standard model.
MAX1600T	H-SN-4	Harness for using all functions of output module.
MAX3200T	H-SN-6	Harness for using all functions except remote sensing of the output module.

●Model number
H-SN-3

Housing : PHDR-12VS (J.S.T.)
Pin : SPHD-002T-P0.5 (J.S.T.)

●Type

●Wire

Pin #	Wire	AWG	Color	Length l (mm)
1	UL1061	28	red	30
2	UL1061	28	black	30
3	UL1061	28	red	30
4	UL1061	28	black	30
5	-	-	-	-
6	-	-	-	-
7	-	-	-	-
8	-	-	-	-
9	-	-	-	-
10	-	-	-	-
11	-	-	-	-
12	-	-	-	-

●Model number
H-SN-4

Housing : PHDR-12VS (J.S.T.)
Pin : SPHD-002T-P0.5 (J.S.T.)

●Type

●Wire

Pin #	Wire	AWG	Color	Length l (mm)
1	-	-	-	-
2	-	-	-	-
3	UL1061	28	red	500
4	UL1061	28	black	500
5	UL1061	28	brown	500
6	UL1061	28	black	500
7	UL1061	28	orange	500
8	UL1061	28	black	500
9	UL1061	28	yellow	500
10	UL1061	28	green	500
11	UL1061	28	blue	500
12	UL1061	28	purple	500

●Model number
H-SN-6

Housing : PHDR-12VS (J.S.T.)
Pin : SPHD-002T-P0.5 (J.S.T.)

●Type

●Wire

Pin #	Wire	AWG	Color	Length l (mm)
1	UL1061	28	red	30
2	UL1061	28	black	30
3	UL1061	28	red	30
4	UL1061	28	black	30
5	UL1061	28	brown	500
6	UL1061	28	black	500
7	UL1061	28	orange	500
8	UL1061	28	black	500
9	UL1061	28	yellow	500
10	UL1061	28	green	500
11	UL1061	28	blue	500
12	UL1061	28	purple	500

* The even number pin side of the connector is the same wiring as the odd number pin side.

Option

J-22

Harness to use the function of the output module is prepared in ACE series.

ACE Series

Mating harness

Model	Harness model #	Contents
ACE series	H-SN-14	Harness for using AUX and PR alarm of CN1.
	H-SN-16	Harness for using all function of output modules. (CN2)
	H-SN-17	Harness for using all functions except remote sensing of the output modules. (CN2)
	H-SN-18	Harness for using remote ON/OFF of output module S, T, U.(CN2)

<p>●Model number</p> <h2>H-SN-14</h2> <p>Housing : XHP-3 (J.S.T.) Pin : SXH-001T-P0.6 (J.S.T.)</p>	<p>●Type</p>	<p>●Wire</p> <table border="1"> <thead> <tr> <th>Pin #</th> <th>Wire</th> <th>AWG</th> <th>Color</th> <th>Length l (mm)</th> </tr> </thead> <tbody> <tr> <td>1</td> <td>UL1007</td> <td>22</td> <td>black</td> <td>500</td> </tr> <tr> <td>2</td> <td>UL1007</td> <td>22</td> <td>yellow</td> <td>500</td> </tr> <tr> <td>3</td> <td>UL1007</td> <td>22</td> <td>red</td> <td>500</td> </tr> </tbody> </table>	Pin #	Wire	AWG	Color	Length l (mm)	1	UL1007	22	black	500	2	UL1007	22	yellow	500	3	UL1007	22	red	500																																			
Pin #	Wire	AWG	Color	Length l (mm)																																																					
1	UL1007	22	black	500																																																					
2	UL1007	22	yellow	500																																																					
3	UL1007	22	red	500																																																					
<p>●Model number</p> <h2>H-SN-16</h2> <p>Housing : PHDR-10VS (J.S.T.) Pin : SPHD-002T-P0.5 (J.S.T.)</p>	<p>●Type</p>	<p>●Wire</p> <table border="1"> <thead> <tr> <th>Pin #</th> <th>Wire</th> <th>AWG</th> <th>Color</th> <th>Length l (mm)</th> </tr> </thead> <tbody> <tr> <td>1</td> <td>UL1061</td> <td>28</td> <td>yellow</td> <td>500</td> </tr> <tr> <td>2</td> <td>UL1061</td> <td>28</td> <td>orange</td> <td>500</td> </tr> <tr> <td>3</td> <td>-</td> <td>-</td> <td>-</td> <td>-</td> </tr> <tr> <td>4</td> <td>-</td> <td>-</td> <td>-</td> <td>-</td> </tr> <tr> <td>5</td> <td>UL1061</td> <td>28</td> <td>blue</td> <td>500</td> </tr> <tr> <td>6</td> <td>UL1061</td> <td>28</td> <td>black</td> <td>500</td> </tr> <tr> <td>7</td> <td>UL1061</td> <td>28</td> <td>red</td> <td>500</td> </tr> <tr> <td>8</td> <td>UL1061</td> <td>28</td> <td>red</td> <td>500</td> </tr> <tr> <td>9</td> <td>UL1061</td> <td>28</td> <td>black</td> <td>500</td> </tr> <tr> <td>10</td> <td>UL1061</td> <td>28</td> <td>black</td> <td>500</td> </tr> </tbody> </table>	Pin #	Wire	AWG	Color	Length l (mm)	1	UL1061	28	yellow	500	2	UL1061	28	orange	500	3	-	-	-	-	4	-	-	-	-	5	UL1061	28	blue	500	6	UL1061	28	black	500	7	UL1061	28	red	500	8	UL1061	28	red	500	9	UL1061	28	black	500	10	UL1061	28	black	500
Pin #	Wire	AWG	Color	Length l (mm)																																																					
1	UL1061	28	yellow	500																																																					
2	UL1061	28	orange	500																																																					
3	-	-	-	-																																																					
4	-	-	-	-																																																					
5	UL1061	28	blue	500																																																					
6	UL1061	28	black	500																																																					
7	UL1061	28	red	500																																																					
8	UL1061	28	red	500																																																					
9	UL1061	28	black	500																																																					
10	UL1061	28	black	500																																																					
<p>★ The even number pin side of the connector is the same wiring as the odd number pin side.</p>																																																									
<p>●Model number</p> <h2>H-SN-17</h2> <p>Housing : PHDR-10VS (J.S.T.) Pin : SPHD-002T-P0.5 (J.S.T.)</p>	<p>●Type</p> <p>★ Pin #7 and #8 are shorted with harness and also pin #9 and #10.</p>	<p>●Wire</p> <table border="1"> <thead> <tr> <th>Pin #</th> <th>Wire</th> <th>AWG</th> <th>Color</th> <th>Length l (mm)</th> </tr> </thead> <tbody> <tr> <td>1</td> <td>UL1061</td> <td>28</td> <td>yellow</td> <td>500</td> </tr> <tr> <td>2</td> <td>UL1061</td> <td>28</td> <td>orange</td> <td>500</td> </tr> <tr> <td>3</td> <td>-</td> <td>-</td> <td>-</td> <td>-</td> </tr> <tr> <td>4</td> <td>-</td> <td>-</td> <td>-</td> <td>-</td> </tr> <tr> <td>5</td> <td>UL1061</td> <td>28</td> <td>blue</td> <td>500</td> </tr> <tr> <td>6</td> <td>UL1061</td> <td>28</td> <td>black</td> <td>500</td> </tr> <tr> <td>7</td> <td>UL1061</td> <td>28</td> <td>red</td> <td>30</td> </tr> <tr> <td>8</td> <td>UL1061</td> <td>28</td> <td>red</td> <td>30</td> </tr> <tr> <td>9</td> <td>UL1061</td> <td>28</td> <td>black</td> <td>30</td> </tr> <tr> <td>10</td> <td>UL1061</td> <td>28</td> <td>black</td> <td>30</td> </tr> </tbody> </table>	Pin #	Wire	AWG	Color	Length l (mm)	1	UL1061	28	yellow	500	2	UL1061	28	orange	500	3	-	-	-	-	4	-	-	-	-	5	UL1061	28	blue	500	6	UL1061	28	black	500	7	UL1061	28	red	30	8	UL1061	28	red	30	9	UL1061	28	black	30	10	UL1061	28	black	30
Pin #	Wire	AWG	Color	Length l (mm)																																																					
1	UL1061	28	yellow	500																																																					
2	UL1061	28	orange	500																																																					
3	-	-	-	-																																																					
4	-	-	-	-																																																					
5	UL1061	28	blue	500																																																					
6	UL1061	28	black	500																																																					
7	UL1061	28	red	30																																																					
8	UL1061	28	red	30																																																					
9	UL1061	28	black	30																																																					
10	UL1061	28	black	30																																																					
<p>★ The even number pin side of the connector is the same wiring as the odd number pin side.</p>																																																									
<p>●Model number</p> <h2>H-SN-18</h2> <p>Housing : PHR-2 (J.S.T.) Pin : SPH-002T-P0.5S (J.S.T.)</p>	<p>●Type</p>	<p>●Wire</p> <table border="1"> <thead> <tr> <th>Pin #</th> <th>Wire</th> <th>AWG</th> <th>Color</th> <th>Length l (mm)</th> </tr> </thead> <tbody> <tr> <td>1</td> <td>UL1007</td> <td>26</td> <td>yellow</td> <td>500</td> </tr> <tr> <td>2</td> <td>UL1007</td> <td>26</td> <td>orange</td> <td>500</td> </tr> </tbody> </table>	Pin #	Wire	AWG	Color	Length l (mm)	1	UL1007	26	yellow	500	2	UL1007	26	orange	500																																								
Pin #	Wire	AWG	Color	Length l (mm)																																																					
1	UL1007	26	yellow	500																																																					
2	UL1007	26	orange	500																																																					

Harness to use the function of ADA Series is prepared.

★ Please see the our company home page or consult us about detailed information.

ADA Series

Mating harness

Model	Harness model #	Contents
ADA Series	H-SN-23	:Harness for using option:-W and/or -R when I/O interface is terminal block type (standard).
	H-IN-11	:Input harness when I/O interface is connector type (option:-J).
	H-OU-26	:Output harness when I/O interface is connector type (option:-J).
	H-PA-5	:Harness for parallel operation when I/O interface is connector type (option:-J).
	H-RC-2	:Harness for using option:-R when I/O interface is connector type (option:-J).

●Model number
H-SN-23

Housing : PHDR-14VS(J.S.T)
Pin : SPHD-002T-PO.5(J.S.T)

●Type

●Wire

Pin #	Wire	AWG	Color	Length ℓ (mm)
1	UL1061	28	red	500
2	UL1061	28	black	500
3	-	-	-	-
4	-	-	-	-
5	-	-	-	-
6	-	-	-	-
7	-	-	-	-
8	-	-	-	-
9	UL1061	28	orange	500
10	UL1061	28	blue	500
11	-	-	-	-
12	-	-	-	-
13	UL1061	28	yellow	500
14	UL1061	28	black	500

★ Even number pin side of the connector is the same wiring as odd number pin side.

●Model number
H-IN-11

Housing : 1-178129-6(AMP)
Pin : 1-353717-5 equivalent goods(AMP)

●Type

●Wire

Pin #	Wire	AWG	Color	Length ℓ (mm)
B 1	UL1051	18	white	500
A 1	UL1051	18	white	500
B 2	-	-	-	-
A 2	-	-	-	-
B 3	UL1051	18	black	500
A 3	UL1051	18	black	500

●Model number
H-OU-26

Housing : 178289-5(AMP)
Pin : 1-353717-5 equivalent goods(AMP)

●Type

●Wire

Pin #	Wire	AWG	Color	Length ℓ (mm)
B 1	UL1007	16	red	500
A 1	UL1007	16	red	500
B 2	UL1007	16	red	500
A 2	UL1007	16	red	500
B 3	UL1007	16	red	500
A 3	UL1007	16	black	500
B 4	UL1007	16	black	500
A 4	UL1007	16	black	500
B 5	UL1007	16	black	500
A 5	UL1007	16	black	500

●Model number
H-PA-5

Housing : 171822-2(AMP)
Pin : 170205-2 equivalent goods(AMP)

●Type

●Wire

Pin #	Wire	AWG	Color	Length ℓ (mm)
1	UL1007	22	white	200
2	UL1007	22	black	200

●Model number
H-RC-2

Housing : 171822-3(AMP)
Pin : 170205-2 equivalent goods(AMP)

●Type

●Wire

Pin #	Wire	AWG	Color	Length ℓ (mm)
1	UL1007	22	white	500
2	-	-	-	-
3	UL1007	22	red	500

J-24

Harness to use the function is prepared in PB series.

PB Series

Mating harness

Model	Harness model #	Contents
PBA10F, PBA15F, PBW15F, PBA30F, PBW30F, PBA50F, PBW50F, PBA75F, PBA100F, PBA150F ★1	H-IN-1 or H-IN-8	Input harness when I/O interface is connector type (option : -J)
PBA10F, PBA15F, PBA30F, PBA50F	H-OU-20	Output harness when I/O interface is connector type (option : -J)
PBA75F, PBA100F, PBA150F ★1	H-OU-21	Output harness when I/O interface is connector type (option : -J)
PBW15F, PBW30F, PBW50F	H-OU-27	Output harness when I/O interface is connector type (option : -J)
PBA50F, PBW50F, PBA75F, PBA100F, PBA150F	H-RC-1	Harness for using option : -R
PBA100F, PBA150F ★2	H-SN-1	Harness for using option : -K
PBA50F, PBW50F, PBA75F, PBA100F, PBA150F	H-SN-18	Harness for using option : -V
PBA300F PBA600F PBA1000F PBA1500F	H-PA-3	Harness for parallel operation
	H-SN-20	Harness for using all functions of CN1 and CN2
	H-SN-21	Harness for using all functions except remote sensing of CN2
	H-SN-22	Harness for using all functions of CN3
	H-SN-24	Harness for using example remote ON/OFF circuit (C)

★1 Available for 12V, 15V, 24V, 36V and 48V output model in PBA100F / 150F.

★2 Available for 3.3V and 5V output model in PBA100F / 150F.

<p>●Model number</p> <h2>H-IN-1</h2> <p>Housing : 5199-04 (Molex) Pin : 5194 (Molex)</p>	<p>●Type</p>	<p>●Wire</p> <table border="1"> <thead> <tr> <th>Pin #</th> <th>Wire</th> <th>AWG</th> <th>Color</th> <th>Length ℓ (mm)</th> </tr> </thead> <tbody> <tr> <td>1</td> <td>UL1015</td> <td>20</td> <td>green</td> <td>500</td> </tr> <tr> <td>2</td> <td>UL1015</td> <td>20</td> <td>black</td> <td>500</td> </tr> <tr> <td>3</td> <td></td> <td></td> <td></td> <td></td> </tr> <tr> <td>4</td> <td>UL1015</td> <td>20</td> <td>white</td> <td>500</td> </tr> </tbody> </table>	Pin #	Wire	AWG	Color	Length ℓ (mm)	1	UL1015	20	green	500	2	UL1015	20	black	500	3					4	UL1015	20	white	500										
Pin #	Wire	AWG	Color	Length ℓ (mm)																																	
1	UL1015	20	green	500																																	
2	UL1015	20	black	500																																	
3																																					
4	UL1015	20	white	500																																	
<p>●Model number</p> <h2>H-IN-8</h2> <p>Housing : 5199-04 (Molex) Pin : 5194 (Molex)</p>	<p>●Type</p>	<p>●Wire</p> <table border="1"> <thead> <tr> <th>Pin #</th> <th>Wire</th> <th>AWG</th> <th>Color</th> <th>Length ℓ (mm)</th> </tr> </thead> <tbody> <tr> <td>1</td> <td>UL1015</td> <td>20</td> <td>green/yellow</td> <td>500</td> </tr> <tr> <td>2</td> <td>UL1015</td> <td>20</td> <td>black</td> <td>500</td> </tr> <tr> <td>3</td> <td></td> <td></td> <td></td> <td></td> </tr> <tr> <td>4</td> <td>UL1015</td> <td>20</td> <td>white</td> <td>500</td> </tr> </tbody> </table>	Pin #	Wire	AWG	Color	Length ℓ (mm)	1	UL1015	20	green/yellow	500	2	UL1015	20	black	500	3					4	UL1015	20	white	500										
Pin #	Wire	AWG	Color	Length ℓ (mm)																																	
1	UL1015	20	green/yellow	500																																	
2	UL1015	20	black	500																																	
3																																					
4	UL1015	20	white	500																																	
<p>●Model number</p> <h2>H-OU-20</h2> <p>Housing : 5196-04 (Molex) Pin : 5194 (Molex)</p>	<p>●Type</p>	<p>●Wire</p> <table border="1"> <thead> <tr> <th>Pin #</th> <th>Wire</th> <th>AWG</th> <th>Color</th> <th>Length ℓ (mm)</th> </tr> </thead> <tbody> <tr> <td>1</td> <td>UL1015</td> <td>18</td> <td>red</td> <td>500</td> </tr> <tr> <td>2</td> <td>UL1015</td> <td>18</td> <td>red</td> <td>500</td> </tr> <tr> <td>3</td> <td>UL1015</td> <td>18</td> <td>black</td> <td>500</td> </tr> <tr> <td>4</td> <td>UL1015</td> <td>18</td> <td>black</td> <td>500</td> </tr> </tbody> </table>	Pin #	Wire	AWG	Color	Length ℓ (mm)	1	UL1015	18	red	500	2	UL1015	18	red	500	3	UL1015	18	black	500	4	UL1015	18	black	500										
Pin #	Wire	AWG	Color	Length ℓ (mm)																																	
1	UL1015	18	red	500																																	
2	UL1015	18	red	500																																	
3	UL1015	18	black	500																																	
4	UL1015	18	black	500																																	
<p>●Model number</p> <h2>H-OU-21</h2> <p>Housing : 5196-06 (Molex) Pin : 5194 (Molex)</p>	<p>●Type</p>	<p>●Wire</p> <table border="1"> <thead> <tr> <th>Pin #</th> <th>Wire</th> <th>AWG</th> <th>Color</th> <th>Length ℓ (mm)</th> </tr> </thead> <tbody> <tr> <td>1</td> <td>UL1015</td> <td>18</td> <td>red</td> <td>500</td> </tr> <tr> <td>2</td> <td>UL1015</td> <td>18</td> <td>red</td> <td>500</td> </tr> <tr> <td>3</td> <td>UL1015</td> <td>18</td> <td>red</td> <td>500</td> </tr> <tr> <td>4</td> <td>UL1015</td> <td>18</td> <td>black</td> <td>500</td> </tr> <tr> <td>5</td> <td>UL1015</td> <td>18</td> <td>black</td> <td>500</td> </tr> <tr> <td>6</td> <td>UL1015</td> <td>18</td> <td>black</td> <td>500</td> </tr> </tbody> </table>	Pin #	Wire	AWG	Color	Length ℓ (mm)	1	UL1015	18	red	500	2	UL1015	18	red	500	3	UL1015	18	red	500	4	UL1015	18	black	500	5	UL1015	18	black	500	6	UL1015	18	black	500
Pin #	Wire	AWG	Color	Length ℓ (mm)																																	
1	UL1015	18	red	500																																	
2	UL1015	18	red	500																																	
3	UL1015	18	red	500																																	
4	UL1015	18	black	500																																	
5	UL1015	18	black	500																																	
6	UL1015	18	black	500																																	
<p>●Model number</p> <h2>H-OU-27</h2> <p>Housing : 5196-04 (Molex) Pin : 5194 (Molex)</p>	<p>●Type</p>	<p>●Wire</p> <table border="1"> <thead> <tr> <th>Pin #</th> <th>Wire</th> <th>AWG</th> <th>Color</th> <th>Length ℓ (mm)</th> </tr> </thead> <tbody> <tr> <td>1</td> <td>UL1015</td> <td>18</td> <td>red</td> <td>500</td> </tr> <tr> <td>2</td> <td>UL1015</td> <td>18</td> <td>black</td> <td>500</td> </tr> <tr> <td>3</td> <td>UL1015</td> <td>18</td> <td>black</td> <td>500</td> </tr> <tr> <td>4</td> <td>UL1015</td> <td>18</td> <td>purple</td> <td>500</td> </tr> </tbody> </table>	Pin #	Wire	AWG	Color	Length ℓ (mm)	1	UL1015	18	red	500	2	UL1015	18	black	500	3	UL1015	18	black	500	4	UL1015	18	purple	500										
Pin #	Wire	AWG	Color	Length ℓ (mm)																																	
1	UL1015	18	red	500																																	
2	UL1015	18	black	500																																	
3	UL1015	18	black	500																																	
4	UL1015	18	purple	500																																	

<p>●Model number H-RC-1</p> <p>Housing : XHP-2 (J.S.T.) Pin : SXH-001T-P0.6 (J.S.T.)</p>	<p>●Type</p>	<p>●Wire</p> <table border="1"> <thead> <tr> <th>Pin #</th> <th>Wire</th> <th>AWG</th> <th>Color</th> <th>Length l (mm)</th> </tr> </thead> <tbody> <tr> <td>1</td> <td>UL1007</td> <td>22</td> <td>orange</td> <td>500</td> </tr> <tr> <td>2</td> <td>UL1007</td> <td>22</td> <td>blue</td> <td>500</td> </tr> </tbody> </table>	Pin #	Wire	AWG	Color	Length l (mm)	1	UL1007	22	orange	500	2	UL1007	22	blue	500																																								
Pin #	Wire	AWG	Color	Length l (mm)																																																					
1	UL1007	22	orange	500																																																					
2	UL1007	22	blue	500																																																					
<p>●Model number H-SN-1</p> <p>Housing : XHP-4 (J.S.T.) Pin : SXH-001T-P0.6 (J.S.T.)</p>	<p>●Type</p>	<p>●Wire</p> <table border="1"> <thead> <tr> <th>Pin #</th> <th>Wire</th> <th>AWG</th> <th>Color</th> <th>Length l (mm)</th> </tr> </thead> <tbody> <tr> <td>1</td> <td></td> <td></td> <td></td> <td></td> </tr> <tr> <td>2</td> <td>UL1061</td> <td>28</td> <td>black</td> <td>500</td> </tr> <tr> <td>3</td> <td>UL1061</td> <td>28</td> <td>red</td> <td>500</td> </tr> <tr> <td>4</td> <td></td> <td></td> <td></td> <td></td> </tr> </tbody> </table>	Pin #	Wire	AWG	Color	Length l (mm)	1					2	UL1061	28	black	500	3	UL1061	28	red	500	4																																		
Pin #	Wire	AWG	Color	Length l (mm)																																																					
1																																																									
2	UL1061	28	black	500																																																					
3	UL1061	28	red	500																																																					
4																																																									
<p>●Model number H-SN-18</p> <p>Housing : PHR-2 (J.S.T.) Pin : SPH-002T-P0.5S (J.S.T.)</p>	<p>●Type</p>	<p>●Wire</p> <table border="1"> <thead> <tr> <th>Pin #</th> <th>Wire</th> <th>AWG</th> <th>Color</th> <th>Length l (mm)</th> </tr> </thead> <tbody> <tr> <td>1</td> <td>UL1007</td> <td>26</td> <td>yellow</td> <td>500</td> </tr> <tr> <td>2</td> <td>UL1007</td> <td>26</td> <td>orange</td> <td>500</td> </tr> </tbody> </table>	Pin #	Wire	AWG	Color	Length l (mm)	1	UL1007	26	yellow	500	2	UL1007	26	orange	500																																								
Pin #	Wire	AWG	Color	Length l (mm)																																																					
1	UL1007	26	yellow	500																																																					
2	UL1007	26	orange	500																																																					
<p>●Model number H-PA-3</p> <p>Housing : PHDR-10VS(J.S.T.) Pin : SPHD-002T-P0.5(J.S.T.)</p>	<p>●Type</p>	<p>●Wire</p> <table border="1"> <thead> <tr> <th>Pin #</th> <th>Wire</th> <th>AWG</th> <th>Color</th> <th>Length l (mm)</th> </tr> </thead> <tbody> <tr> <td>1</td> <td>-</td> <td>-</td> <td>-</td> <td>-</td> </tr> <tr> <td>2</td> <td>UL1061</td> <td>28</td> <td>red</td> <td>270</td> </tr> <tr> <td>3</td> <td>-</td> <td>-</td> <td>-</td> <td>-</td> </tr> <tr> <td>4</td> <td>UL1061</td> <td>28</td> <td>black</td> <td>270</td> </tr> <tr> <td>5</td> <td>UL1061</td> <td>28</td> <td>yellow</td> <td>270</td> </tr> <tr> <td>6</td> <td>UL1061</td> <td>28</td> <td>green</td> <td>270</td> </tr> <tr> <td>7</td> <td>UL1061</td> <td>28</td> <td>blue</td> <td>270</td> </tr> <tr> <td>8</td> <td>-</td> <td>-</td> <td>-</td> <td>-</td> </tr> <tr> <td>9</td> <td>UL1061</td> <td>28</td> <td>orange</td> <td>270</td> </tr> <tr> <td>10</td> <td>UL1061</td> <td>28</td> <td>purple</td> <td>270</td> </tr> </tbody> </table>	Pin #	Wire	AWG	Color	Length l (mm)	1	-	-	-	-	2	UL1061	28	red	270	3	-	-	-	-	4	UL1061	28	black	270	5	UL1061	28	yellow	270	6	UL1061	28	green	270	7	UL1061	28	blue	270	8	-	-	-	-	9	UL1061	28	orange	270	10	UL1061	28	purple	270
Pin #	Wire	AWG	Color	Length l (mm)																																																					
1	-	-	-	-																																																					
2	UL1061	28	red	270																																																					
3	-	-	-	-																																																					
4	UL1061	28	black	270																																																					
5	UL1061	28	yellow	270																																																					
6	UL1061	28	green	270																																																					
7	UL1061	28	blue	270																																																					
8	-	-	-	-																																																					
9	UL1061	28	orange	270																																																					
10	UL1061	28	purple	270																																																					
<p>●Model number H-SN-20</p> <p>Housing : PHDR-10VS(J.S.T.) Pin : SPHD-002T-P0.5(J.S.T.)</p>	<p>●Type</p>	<p>●Wire</p> <table border="1"> <thead> <tr> <th>Pin #</th> <th>Wire</th> <th>AWG</th> <th>Color</th> <th>Length l (mm)</th> </tr> </thead> <tbody> <tr> <td>1</td> <td>-</td> <td>-</td> <td>-</td> <td>-</td> </tr> <tr> <td>2</td> <td>UL1061</td> <td>28</td> <td>red</td> <td>500</td> </tr> <tr> <td>3</td> <td>-</td> <td>-</td> <td>-</td> <td>-</td> </tr> <tr> <td>4</td> <td>UL1061</td> <td>28</td> <td>black</td> <td>500</td> </tr> <tr> <td>5</td> <td>UL1061</td> <td>28</td> <td>yellow</td> <td>500</td> </tr> <tr> <td>6</td> <td>UL1061</td> <td>28</td> <td>green</td> <td>500</td> </tr> <tr> <td>7</td> <td>UL1061</td> <td>28</td> <td>blue</td> <td>500</td> </tr> <tr> <td>8</td> <td>UL1061</td> <td>28</td> <td>black</td> <td>500</td> </tr> <tr> <td>9</td> <td>UL1061</td> <td>28</td> <td>orange</td> <td>500</td> </tr> <tr> <td>10</td> <td>UL1061</td> <td>28</td> <td>purple</td> <td>500</td> </tr> </tbody> </table>	Pin #	Wire	AWG	Color	Length l (mm)	1	-	-	-	-	2	UL1061	28	red	500	3	-	-	-	-	4	UL1061	28	black	500	5	UL1061	28	yellow	500	6	UL1061	28	green	500	7	UL1061	28	blue	500	8	UL1061	28	black	500	9	UL1061	28	orange	500	10	UL1061	28	purple	500
Pin #	Wire	AWG	Color	Length l (mm)																																																					
1	-	-	-	-																																																					
2	UL1061	28	red	500																																																					
3	-	-	-	-																																																					
4	UL1061	28	black	500																																																					
5	UL1061	28	yellow	500																																																					
6	UL1061	28	green	500																																																					
7	UL1061	28	blue	500																																																					
8	UL1061	28	black	500																																																					
9	UL1061	28	orange	500																																																					
10	UL1061	28	purple	500																																																					

●Model number
H-SN-21

Housing : PHDR-10VS(J.S.T)
Pin : SPHD-002T-P0.5(J.S.T)

●Type

●Wire

Pin #	Wire	AWG	Color	Length ℓ (mm)
1	-	-	-	-
2	-	-	-	-
3	-	-	-	-
4	-	-	-	-
5	UL1061	28	yellow	500
6	UL1061	28	green	500
7	UL1061	28	blue	500
8	UL1061	28	black	500
9	UL1061	28	orange	500
10	UL1061	28	purple	500

●Model number
H-SN-22

Housing : PHDR-8VS(J.S.T)
Pin : SPHD-002T-P0.5(J.S.T)

●Type

●Wire

Pin #	Wire	AWG	Color	Length ℓ (mm)
1	-	-	-	-
2	-	-	-	-
3	UL1061	28	pink	500
4	UL1061	28	brown	500
5	UL1061	28	white	500
6	-	-	-	-
7	UL1061	28	yellow	500
8	UL1061	28	gray	500

●Model number
H-SN-24

CN1 :
Housing : PHDR-10VS(J.S.T)
Pin : SPHD-002T-P0.5(J.S.T)

CN2 :
Housing : PHDR-08VS(J.S.T)
Pin : SPHD-002T-P0.5(J.S.T)

●Type

●Wire

Pin #	Wire	AWG	Color	Length ℓ (mm)	
CN1	1	UL1061	28	red	30
	2	UL1061	28	red	30
	3	UL1061	28	black	30
	4	UL1061	28	black	30
	5	-	-	-	-
	6	-	-	-	-
	7	-	-	-	-
	8	-	-	-	-
	9	UL1061	28	black	70
	10	UL1061	28	black	70
CN2	1	-	-	-	
	2	-	-	-	
	3	-	-	-	
	4	UL1061	28	black	70
	5	UL1061	28	black	70
	6	-	-	-	-
	7	-	-	-	-
	8	-	-	-	-

* Pin #1 and #2, Pin #3 and #4 in CN1 are connected by harness.
* Pin #9 in CN1 and Pin #4 in CN2 are connected by harness.
* Pin #10 in CN1 and Pin #5 in CN2 are connected by harness.

Mouser Electronics

Authorized Distributor

Click to View Pricing, Inventory, Delivery & Lifecycle Information:

Cosel:

[H-OU-1](#) [H-IN-1](#) [H-OU-19](#) [H-PA-2](#) [H-PA-5](#) [H-OU-25](#) [H-OU-14](#) [H-OU-20](#) [H-IN-4](#) [H-OU-21](#) [H-PA-3](#) [H-OU-2](#) [H-OU-23](#) [H-PA-1](#) [H-IN-8](#) [H-OU-11](#) [H-OU-13](#) [H-IN-11](#) [H-IN-2](#) [H-OU-12](#) [H-OU-26](#) [H-OU-27](#) [H-OU-18](#) [H-IN-10](#) [H-IN-5](#) [H-IN-9](#) [H-OU-10](#) [H-OU-24](#) [H-OU-4](#)

Компания «Океан Электроники» предлагает заключение долгосрочных отношений при поставках импортных электронных компонентов на взаимовыгодных условиях!

Наши преимущества:

- Поставка оригинальных импортных электронных компонентов напрямую с производств Америки, Европы и Азии, а так же с крупнейших складов мира;
- Широкая линейка поставок активных и пассивных импортных электронных компонентов (более 30 млн. наименований);
- Поставка сложных, дефицитных, либо снятых с производства позиций;
- Оперативные сроки поставки под заказ (от 5 рабочих дней);
- Экспресс доставка в любую точку России;
- Помощь Конструкторского Отдела и консультации квалифицированных инженеров;
- Техническая поддержка проекта, помощь в подборе аналогов, поставка прототипов;
- Поставка электронных компонентов под контролем ВП;
- Система менеджмента качества сертифицирована по Международному стандарту ISO 9001;
- При необходимости вся продукция военного и аэрокосмического назначения проходит испытания и сертификацию в лаборатории (по согласованию с заказчиком);
- Поставка специализированных компонентов военного и аэрокосмического уровня качества (Xilinx, Altera, Analog Devices, Intersil, Interpoint, Microsemi, Actel, Aeroflex, Peregrine, VPT, Syfer, Eurofarad, Texas Instruments, MS Kennedy, Miteq, Cobham, E2V, MA-COM, Hittite, Mini-Circuits, General Dynamics и др.);

Компания «Океан Электроники» является официальным дистрибьютором и эксклюзивным представителем в России одного из крупнейших производителей разъемов военного и аэрокосмического назначения «**JONHON**», а так же официальным дистрибьютором и эксклюзивным представителем в России производителя высокотехнологичных и надежных решений для передачи СВЧ сигналов «**FORSTAR**».



JONHON

«**JONHON**» (основан в 1970 г.)

Разъемы специального, военного и аэрокосмического назначения:

(Применяются в военной, авиационной, аэрокосмической, морской, железнодорожной, горно- и нефтедобывающей отраслях промышленности)

«**FORSTAR**» (основан в 1998 г.)

ВЧ соединители, коаксиальные кабели,
кабельные сборки и микроволновые компоненты:

(Применяются в телекоммуникациях гражданского и специального назначения, в средствах связи, РЛС, а так же военной, авиационной и аэрокосмической отраслях промышленности).



Телефон: 8 (812) 309-75-97 (многоканальный)

Факс: 8 (812) 320-03-32

Электронная почта: ocean@oceanchips.ru

Web: <http://oceanchips.ru/>

Адрес: 198099, г. Санкт-Петербург, ул. Калинина, д. 2, корп. 4, лит. А