


# Reflective Object Sensor

OPB608A, OPB608B, OPB608C, OPB608R, OPB608V



## Features:

- Phototransistor output
- Unfocused for sensing diffuse surface
- Low cost plastic housing
- Enhanced signal to noise ratio
- Reduced ambient light sensitivity



## Description:

**OPB608** reflective switches consist of an infrared emitting device (LED or VCSEL) and a NPN silicon phototransistor mounted “side-by-side” on a parallel axis in a black opaque plastic housing. All OPB608’s (**except OPB608R**) have an emitting device and a phototransistor that are encapsulated in a visible filtering epoxy. The phototransistor responds to radiation from the emitter only when a reflective object passes within its field of view. The phototransistor has enhanced low current roll-off to improve the contrast ratio and immunity to background irradiance. LED versions are designed for near-field applications. The VCSEL version is designed for longer distances.

**OPB608A**, **OPB608B** and **OPB608C** devices are designed for applications with reflective distances between 0.050” (1.270 mm) and 0.375” (9.525 mm). **OPB608V** is designed for applications with reflective distances between 0.050” (1.270 mm) and 1.200” (30.480 mm). All of these are designed for light patterns not visible to the human eye. By utilizing the night enhancement function of a camera, the near infrared light pattern can be seen. This allows a user to see the pattern shining on the reflective object.

**OPB608R** is designed for applications with reflective distances between 0.050” (1.270 mm) and 0.300” (7.620 mm). It is designed for light patterns visible to the human eye. The efficiency of this sensor is lower for optical wavelengths in the visible range, thus reducing the distance that can be used.

Reflective distances are dependent upon the drive current for the light emitting device, the wavelength of the light source, and the type of reflective material; therefore, each application should be checked for the ability to meet each requirement.

Custom electrical, wire and cabling and connectors are available. Contact your local representative or OPTEK for more information.

## Applications:

- Non-contact reflective object sensor
- Assembly line automation
- Machine automation
- Machine safety
- End of travel sensor
- Door sensor

Ordering Information				
Part Number	LED Peak Wavelength	Sensor	Reflection Distance Inch (mm)	Lead Length
OPB608A	890 nm	Rbe Transistor	See Graph on Page 4	0.18" (Min)
OPB608B				
OPB608C				
OPB608R	650 nm			
OPB608V	850 nm			



Additional laser safety information can be found on the Otek website. See application #221.

Classification is not marked on the device due to space limitations. See package outline for centerline of optical radiance. Operating devices beyond maximum rating may cause devices to exceed rated classification

## General Note

TT Electronics reserves the right to make changes in product specification without notice or liability. All information is subject to TT Electronics’ own data and is considered accurate at time of going to print.

TT Electronics | Otek Technology, Inc.  
1645 Wallace Drive, Ste. 130, Carrollton, TX USA 75006 | Ph: +1 972 323 2200  
www.ttelectronics.com | sensors@ttelectronics.com

# Reflective Object Sensor

OPB608A, OPB608B, OPB608C, OPB608R, OPB608V



## Absolute Maximum Ratings (T<sub>A</sub>=25°C unless otherwise noted)

Storage Temperature Range		-40° C to +85° C
Operating Temperature Range	OPB608 A, B, C & R OPB608V	-40° C to +85° C 0° C to +70° C
Lead Soldering Temperature [1/16 inch (1.6mm) from the case for 5 sec. with soldering iron] <sup>(1)</sup>		260° C
Total Power Dissipation		100 mW

### OPB608A, OPB608B, OPB608C (Infrared-LED — 890 nm)

Forward DC Current		50 mA
Peak Forward Current (1 μs pulse width, 300 pps)		3 A
Reverse DC Voltage		2 V

### OPB608R (Visible Red-LED — 650 nm)

Forward DC Current		50 mA
Reverse DC Voltage		5 V

### OPB608V (Infrared-VCSEL — 850 nm)

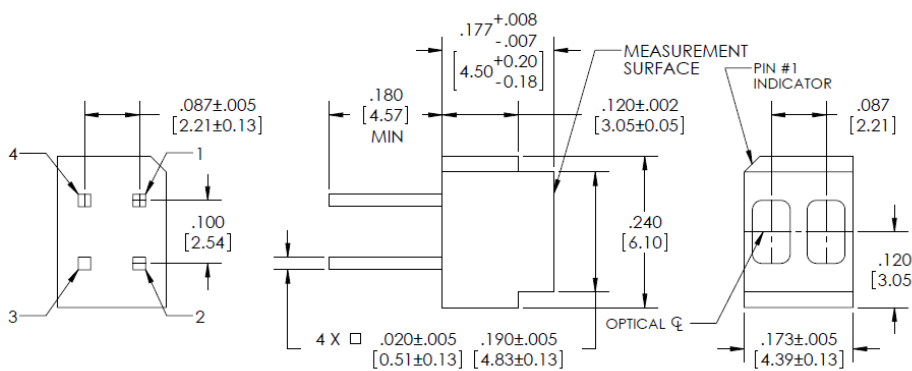
Forward DC Current		12 mA
Reverse DC Voltage		5 V

### Phototransistor

Collector-Emitter Voltage		30 V
Emitter Reverse Current		10 mA
Collector DC Current		25 mA

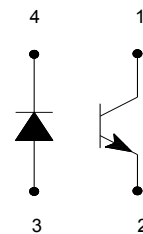
#### Notes:

- (1) RMA flux is recommended. Duration can be extended to 10 seconds maximum when flow soldering.
- (2) Methanol or isopropanol are recommended as cleaning agents. The plastic housing is soluble in chlorinated hydrocarbons and keytones.



DIMENSIONS ARE IN INCHES AND [MILLIMETERS].  
UNLESS OTHERWISE SPECIFIED ALL TOLERANCES ARE ±.005 [±.13]

Pin #	LED	Pin #	Transistor
4	Cathode	1	Collector
3	Anode	2	Emitter



#### General Note

TT Electronics reserves the right to make changes in product specification without notice or liability. All information is subject to TT Electronics' own data and is considered accurate at time of going to print.

TT Electronics | Optek Technology, Inc.  
1645 Wallace Drive, Ste. 130, Carrollton, TX USA 75006 | Ph: +1 972 323 2200  
www.ttelectronics.com | sensors@ttelectronics.com

# Reflective Object Sensor

OPB608A, OPB608B, OPB608C, OPB608R, OPB608V



## Electrical Characteristics (T<sub>A</sub> = 25°C unless otherwise noted)

SYMBOL	PARAMETER	MIN	TYP	MAX	UNITS	TEST CONDITIONS
--------	-----------	-----	-----	-----	-------	-----------------

### Infrared-LED (880 nm) (See OP240 for additional information)

V <sub>F</sub>	Forward Voltage	-	-	1.7	V	I <sub>F</sub> = 20 mA
I <sub>R</sub>	Reverse Current	-	-	100	μA	V <sub>R</sub> = 2 V

### Infrared-LED (650 nm)

V <sub>F</sub>	Forward Voltage	-	1.9	2.5	V	I <sub>F</sub> = 20 mA
V <sub>R</sub>	Reverse Voltage	5	-	-	V	I <sub>R</sub> = 10 μA

### Infrared VCSEL (850 nm) (See OPV330 for additional information)

V <sub>F</sub>	Forward Voltage	-	-	2.2	V	I <sub>F</sub> = 7 mA
I <sub>R</sub>	Reverse Current	-	-	30	nA	V <sub>R</sub> = 5 V
I <sub>TH</sub>	Threshold Current	2	-	5.5	mA	-
Θ	Beam Divergence	-	12	-	Deg.	I <sub>F</sub> = 12 mA

### Phototransistor (See OP705 for additional information)

V <sub>(BR)CEO</sub>	Collector Emitter Breakdown Voltage	30	-	-	V	I <sub>C</sub> = 100 μA, E <sub>E</sub> = 0 μW/cm <sup>2</sup>
V <sub>(BR)ECO</sub>	Emitter Collector Breakdown Voltage	0.4	-	-	V	I <sub>E</sub> = 100 μA, E <sub>E</sub> = 0 μW/cm <sup>2</sup>
V <sub>CE(SAT)</sub>	Saturation Voltage	-	-	.40	V	I <sub>C</sub> = 100 μA, I <sub>F</sub> = 20 mA, d = 0.053"
I <sub>CEO</sub>	Collector Emitter Dark Current	-	-	100	nA	V <sub>CE</sub> = 5 V, E <sub>E</sub> = ≤ .10 μW/cm <sup>2</sup> , I <sub>F</sub> = 0

### Combined

I <sub>C(ON)</sub>	On-State Collector Current OPB608A OPB608B OPB608C OPB608R	2 1 0.5 1	- - - -	- 4 - 6	mA	V <sub>CE</sub> = 5 V, I <sub>F</sub> = 20 mA, d = 0.053 inch (1.35 mm) <sup>(1)(2)</sup>
	OPB608V	5	-	-		
I <sub>C(OFF)</sub>	Off-State Collector Current LED VCSEL	- -	- -	100 100	nA	No reflective surface, V <sub>CE</sub> = 5 V I <sub>F</sub> = 20 mA I <sub>F</sub> = 10 mA

#### Notes:

- (1) Distance from the front of the lens to reflective surface.
- (2) Measured using Eastman Kodak gray card. The white side of the card is used as a 90% diffuse reflective surface. Reference Eastman Kodak catalog #E152 7795
- (3) All parameters are tested using pulse techniques.

#### General Note

TT Electronics reserves the right to make changes in product specification without notice or liability. All information is subject to TT Electronics' own data and is considered accurate at time of going to print.

TT Electronics | Optek Technology, Inc.  
1645 Wallace Drive, Ste. 130, Carrollton, TX USA 75006 | Ph: +1 972 323 2200  
www.ttelectronics.com | sensors@ttelectronics.com

# Reflective Object Sensor

OPB608A, OPB608B, OPB608C, OPB608R, OPB608V



**Kodak 90% Card Normalized Output vs Object Distance**



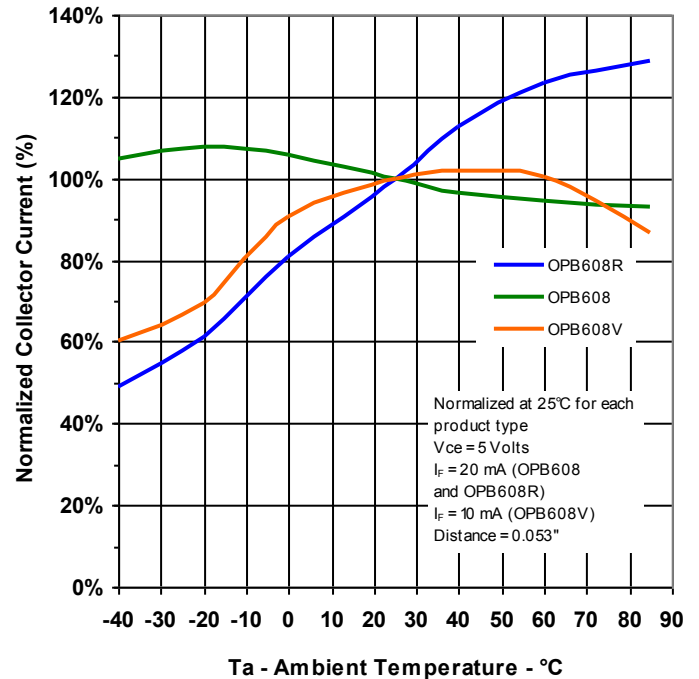
**Collector Current vs Diode Forward Current**



**Rise and Fall vs Load Resistance**



**Collector Current vs Ambient Temp.**



General Note  
 TT Electronics reserves the right to make changes in product specification without notice or liability. All information is subject to TT Electronics' own data and is considered accurate at time of going to print.

TT Electronics | Optek Technology, Inc.  
 1645 Wallace Drive, Ste. 130, Carrollton, TX USA 75006 | Ph: +1 972 323 2200  
 www.ttelectronics.com | sensors@ttelectronics.com

# Reflective Object Sensor

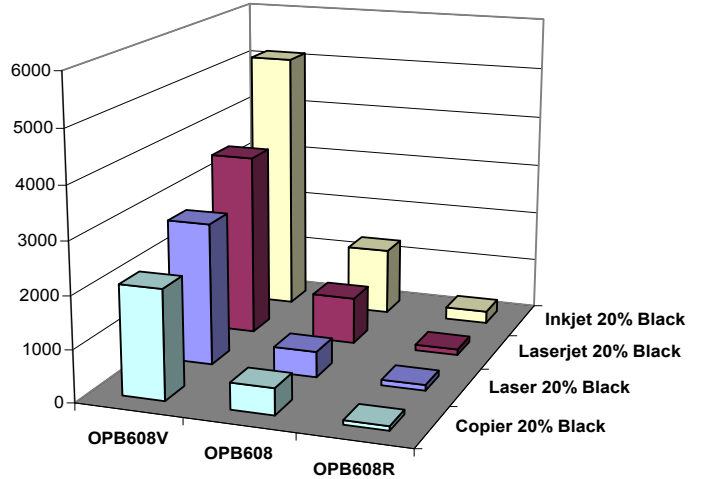
OPB608A, OPB608B, OPB608C, OPB608R, OPB608V



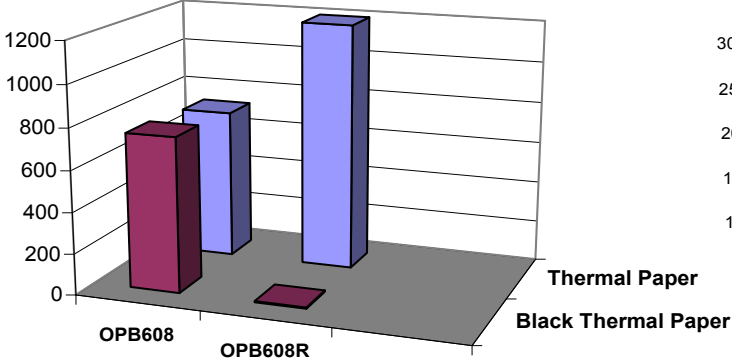
Reflective Response



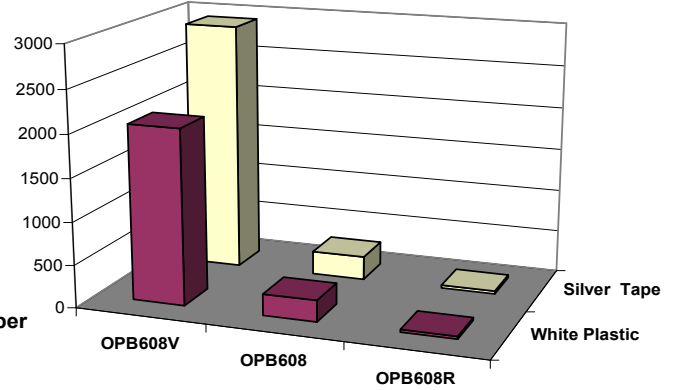
Reflective Response



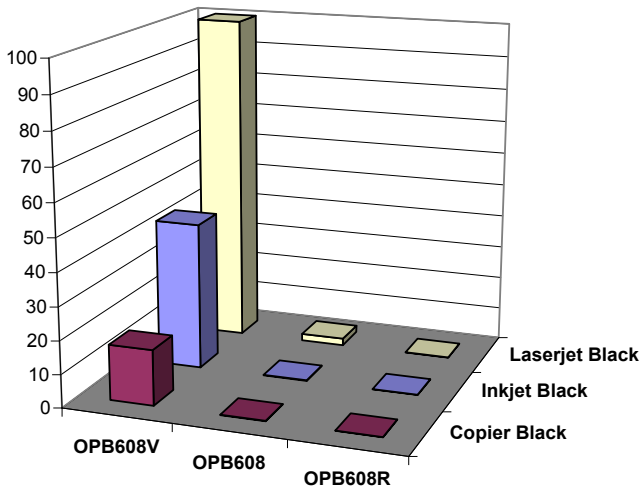
Reflective Response



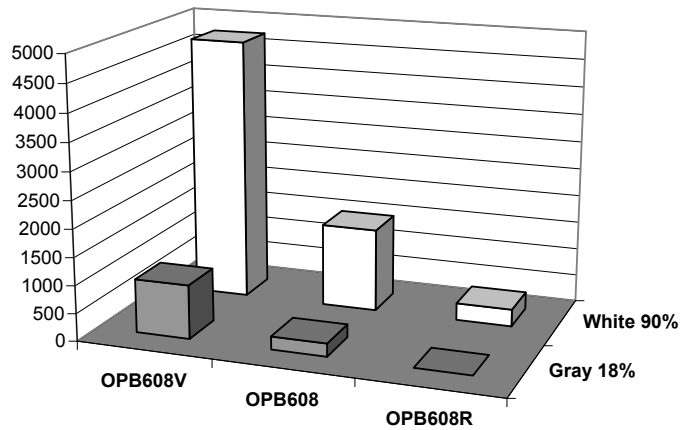
Reflective Response



Reflective Response



Relative Response



**General Note**

TT Electronics reserves the right to make changes in product specification without notice or liability. All information is subject to TT Electronics' own data and is considered accurate at time of going to print.

TT Electronics | Optek Technology, Inc.  
 1645 Wallace Drive, Ste. 130, Carrollton, TX USA 75006 | Ph: +1 972 323 2200  
[www.ttelectronics.com](http://www.ttelectronics.com) | [sensors@ttelectronics.com](mailto:sensors@ttelectronics.com)

Компания «Океан Электроники» предлагает заключение долгосрочных отношений при поставках импортных электронных компонентов на взаимовыгодных условиях!

Наши преимущества:

- Поставка оригинальных импортных электронных компонентов напрямую с производств Америки, Европы и Азии, а так же с крупнейших складов мира;
- Широкая линейка поставок активных и пассивных импортных электронных компонентов (более 30 млн. наименований);
- Поставка сложных, дефицитных, либо снятых с производства позиций;
- Оперативные сроки поставки под заказ (от 5 рабочих дней);
- Экспресс доставка в любую точку России;
- Помощь Конструкторского Отдела и консультации квалифицированных инженеров;
- Техническая поддержка проекта, помощь в подборе аналогов, поставка прототипов;
- Поставка электронных компонентов под контролем ВП;
- Система менеджмента качества сертифицирована по Международному стандарту ISO 9001;
- При необходимости вся продукция военного и аэрокосмического назначения проходит испытания и сертификацию в лаборатории (по согласованию с заказчиком);
- Поставка специализированных компонентов военного и аэрокосмического уровня качества (Xilinx, Altera, Analog Devices, Intersil, Interpoint, Microsemi, Actel, Aeroflex, Peregrine, VPT, Syfer, Eurofarad, Texas Instruments, MS Kennedy, Miteq, Cobham, E2V, MA-COM, Hittite, Mini-Circuits, General Dynamics и др.);

Компания «Океан Электроники» является официальным дистрибьютором и эксклюзивным представителем в России одного из крупнейших производителей разъемов военного и аэрокосмического назначения «JONHON», а так же официальным дистрибьютором и эксклюзивным представителем в России производителя высокотехнологичных и надежных решений для передачи СВЧ сигналов «FORSTAR».



## JONHON

«JONHON» (основан в 1970 г.)

Разъемы специального, военного и аэрокосмического назначения:

(Применяются в военной, авиационной, аэрокосмической, морской, железнодорожной, горно- и нефтедобывающей отраслях промышленности)

«FORSTAR» (основан в 1998 г.)

ВЧ соединители, коаксиальные кабели, кабельные сборки и микроволновые компоненты:

(Применяются в телекоммуникациях гражданского и специального назначения, в средствах связи, РЛС, а так же военной, авиационной и аэрокосмической отраслях промышленности).



Телефон: 8 (812) 309-75-97 (многоканальный)

Факс: 8 (812) 320-03-32

Электронная почта: [ocean@oceanchips.ru](mailto:ocean@oceanchips.ru)

Web: <http://oceanchips.ru/>

Адрес: 198099, г. Санкт-Петербург, ул. Калинина, д. 2, корп. 4, лит. А