
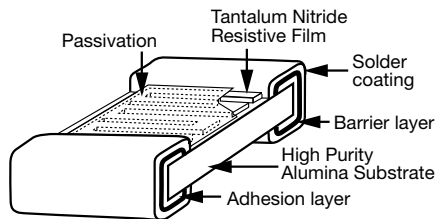


Precision Thin Film Non-Magnetic Resistor, Surface Mount Chip, ± 25 ppm/°C, Tolerances to 0.1 %



These devices eliminate materials that would disturb magnetic fields applications such as in MRI magnetic resonance imaging machines. The PNM series chip resistor has been carefully engineered with non-magnetic materials to eliminate the effects of these stray magnetic fields on circuit performance, thereby resulting in simplified shielding requirements and improved sound quality in audio applications. Providing signal conditioning without distortion from magnetic fields.

CONSTRUCTION



FEATURES

- Non-magnetic
- Moisture resistant
- High purity alumina substrate
- Non-standard values available
- MIL-STD-202 method 106 moisture resistance with 10 % power
- 100 % visual inspected per MIL-PRF-55342
- Very low noise and voltage coefficient (< -30 dB)
- Non-inductive
- Laser-trimmed tolerances to ± 0.1 %
- Wraparound resistance less than 10 m Ω
- Sulfur resistant (per ASTM B809-95 humid vapor test)
- Material categorization: For definitions of compliance please see www.vishay.com/doc?99912



RoHS*
COMPLIANT
HALOGEN
FREE
Available

Note

* Lead (Pb)-containing terminations are not RoHS-compliant. Exemptions may apply.

TYPICAL PERFORMANCE

| | ABSOLUTE |
|------|----------|
| TCR | 25 |
| TOL. | 0.1 |

| STANDARD ELECTRICAL SPECIFICATIONS | | |
|------------------------------------|-------------------------------------|---------------------|
| TEST | SPECIFICATIONS | CONDITIONS |
| Material | Tantalum nitride | - |
| Resistance Range | 10 Ω to 3 M Ω | - |
| TCR: Absolute | ± 25 ppm/°C to ± 100 ppm/°C | - 55 °C to + 125 °C |
| Tolerance: Absolute | ± 0.1 % to ± 1.0 % | + 25 °C |
| Stability: Absolute | $\Delta R \pm 0.03$ % | - |
| Stability: Ratio | - | - |
| Voltage Coefficient | 0.1 ppm/V | - |
| Working Voltage | 75 V to 200 V | - |
| Operating Temperature Range | - 55 °C to + 125 °C | - |
| Storage Temperature Range | - 55 °C to + 150 °C | - |
| Noise | < -30 dB | - |
| Shelf Life Stability: Absolute | - | - |

| COMPONENT RATINGS | | | |
|--------------------------|-------------------|---------------------|-------------------------------|
| CASE SIZE ⁽¹⁾ | POWER RATING (mW) | WORKING VOLTAGE (V) | RESISTANCE RANGE (Ω) |
| 0402 | 50 | 75 | 20 to 35K |
| 0502 | 100 | 75 | 20 to 65K |
| 0505 | 150 | 75 | 20 to 130K |
| 0603 | 150 | 75 | 10 to 130K |
| 0805 | 200 | 100 | 10 to 301K |
| 0705 | 200 | 100 | 10 to 301K |
| 1005 | 250 | 100 | 10 to 301K |
| 1010 | 500 | 150 | 50 to 600K |
| 1206 | 400 | 200 | 10 to 1M |
| 1505 | 400 | 150 | 10 to 1M |
| 2208 | 750 | 150 | 10 to 1.75M |
| 2010 | 800 | 200 | 10 to 2M |
| 2512 | 1000 | 200 | 10 to 3M |

Note

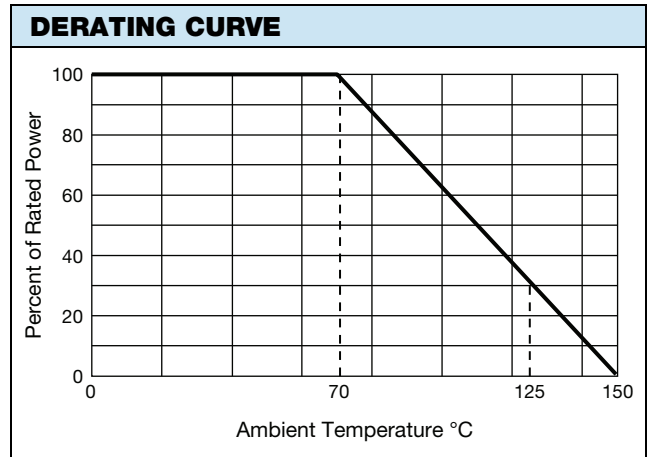
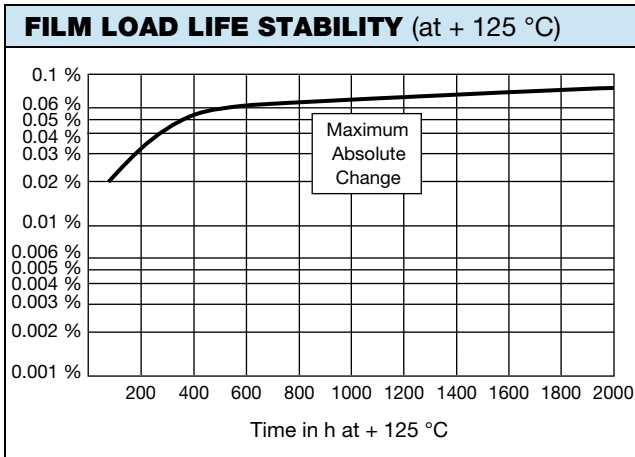
⁽¹⁾ 0705 and 0805 are the same (only use 0805 when ordering)

| DIMENSIONS in inches | | | | | |
|-----------------------------|---------------|---------------|----------------|-----------------------|-----------------------|
| | | | | | |
| CASE SIZE | L | W | T | D | E |
| 0402 | 0.042 ± 0.008 | 0.022 ± 0.005 | 0.012 to 0.033 | 0.010 ± 0.005 | 0.010 ± 0.005 |
| 0502 | 0.055 ± 0.006 | 0.025 ± 0.005 | 0.012 to 0.033 | 0.010 ± 0.005 | 0.015 ± 0.005 |
| 0505 | 0.055 ± 0.006 | 0.050 ± 0.005 | 0.012 to 0.033 | 0.010 ± 0.005 | 0.015 ± 0.005 |
| 0603 | 0.064 ± 0.006 | 0.032 ± 0.005 | 0.020 Max. | 0.012 ± 0.005 | 0.015 ± 0.005 |
| 0705, 0805 ⁽¹⁾ | 0.080 ± 0.006 | 0.050 ± 0.005 | 0.015 to 0.033 | 0.015 ± 0.005 | 0.015 ± 0.005 |
| 1005 | 0.105 ± 0.007 | 0.050 ± 0.005 | 0.015 to 0.033 | 0.015 ± 0.005 | 0.015 ± 0.005 |
| 1010 | 0.105 ± 0.007 | 0.100 ± 0.005 | 0.015 to 0.033 | 0.015 ± 0.005 | 0.015 ± 0.005 |
| 1206 | 0.126 ± 0.008 | 0.063 ± 0.005 | 0.015 to 0.033 | 0.020 + 0.005/- 0.010 | 0.020 + 0.005/- 0.010 |
| 1505 | 0.155 ± 0.007 | 0.050 ± 0.005 | 0.015 to 0.033 | 0.015 ± 0.005 | 0.015 ± 0.005 |
| 2010 | 0.209 ± 0.009 | 0.098 ± 0.005 | 0.015 to 0.033 | 0.020 ± 0.005 | 0.020 ± 0.005 |
| 2208 | 0.230 ± 0.007 | 0.075 ± 0.005 | 0.015 to 0.033 | 0.020 ± 0.005 | 0.020 ± 0.005 |
| 2512 | 0.259 ± 0.009 | 0.124 ± 0.005 | 0.015 to 0.033 | 0.020 ± 0.005 | 0.020 ± 0.005 |

Note

⁽¹⁾ 0705 and 0805 are the same (only use 0805 when ordering)

| ENVIRONMENTAL TESTS (Vishay Performance vs. MIL-PRF-55342 Requirements) | | |
|--|---|----------------------------|
| ENVIRONMENTAL TEST | LIMITS MIL-PRF-55342 CHARACTERISTIC "H" | TYPICAL VISHAY PERFORMANCE |
| Resistance Temperature Characteristic | ± 50 ppm/°C | ± 35 ppm/°C |
| Max. Ambient Temperature at Rated Wattage | + 70 °C | + 70 °C |
| Max. Ambient Temperature at Power Derating | + 150 °C | + 150 °C |
| Thermal Shock | ΔR ± 0.25 % | ± 0.040 % |
| Low Temperature Operation | ΔR ± 0.25 % | ± 0.005 % |
| Short Time Overload | ΔR ± 0.10 % | ± 0.010 % |
| High Temperature Exposure | ΔR ± 0.20 % | ± 0.150 % |
| Resistance to Bonding Exposure | ΔR ± 0.25 % | ± 0.005 % |
| Moisture Resistance | ΔR ± 0.40 % | ± 0.029 % |
| Life + 70 °C at 1000 hours | ΔR ± 0.50 % | ± 0.03 % |
| Insulation Resistance | 10 000 Ω minimum | > 100 000 M Ω |



GLOBAL PART NUMBER INFORMATION

| P | N | M | 1 | 2 | 0 | 6 | E | 1 | 0 | 0 | 2 | B | B | T | 1 |
|------------------------------|--|--|--|----------|----------|----------|---|---|----------|----------|---|----------|----------|----------|----------|
| GLOBAL MODEL | CASE SIZE | TCR CHARACTERISTIC | RESISTANCE | | | | TOLERANCE | TERMINATION | | | PACKAGING | | | | |
| PNM Non-magnetic resistor | 0402 0502 0505 0603 0805 1005 1010 1206 1505 2208 2010 2512 | E = 25 ppm (R > 100 Ω) H = 50 ppm (R > 50 Ω) K = 100 ppm (R > 10 Ω) | The first 3 digits are significant figures and the last digit specifies the number of zeros to follow. "R" designates the decimal point. Example: 10R0 = 10 Ω 1000 = 100 Ω 1001 = 1 kΩ | | | | B = ± 0.1 % D = ± 0.5 % F = ± 1 % G = ± 2 % J = ± 5 % | B = Wraparound Sn/Pb solder 63 % Sn/ 37 % Pb S = Wraparound lead (Pb)-free solder 96.5 % Sn/3.0 % Ag/ 0.5 % Cu RoHS compliant - e1 | | | BS = BULK 100 min., 1 mult WS = WAFFLE 100 min., 1 mult TAPE AND REEL T0 = 100 min., 100 mult T1 = 1000 min., 1000 mult ⁽¹⁾ T3 = 300 min., 300 mult T5 = 500 min., 500 mult TF = Full reel TS = 100 min., 1 mult | | | | |

Note

(1) Preferred packaging code



Disclaimer

ALL PRODUCT, PRODUCT SPECIFICATIONS AND DATA ARE SUBJECT TO CHANGE WITHOUT NOTICE TO IMPROVE RELIABILITY, FUNCTION OR DESIGN OR OTHERWISE.

Vishay Intertechnology, Inc., its affiliates, agents, and employees, and all persons acting on its or their behalf (collectively, "Vishay"), disclaim any and all liability for any errors, inaccuracies or incompleteness contained in any datasheet or in any other disclosure relating to any product.

Vishay makes no warranty, representation or guarantee regarding the suitability of the products for any particular purpose or the continuing production of any product. To the maximum extent permitted by applicable law, Vishay disclaims (i) any and all liability arising out of the application or use of any product, (ii) any and all liability, including without limitation special, consequential or incidental damages, and (iii) any and all implied warranties, including warranties of fitness for particular purpose, non-infringement and merchantability.

Statements regarding the suitability of products for certain types of applications are based on Vishay's knowledge of typical requirements that are often placed on Vishay products in generic applications. Such statements are not binding statements about the suitability of products for a particular application. It is the customer's responsibility to validate that a particular product with the properties described in the product specification is suitable for use in a particular application. Parameters provided in datasheets and/or specifications may vary in different applications and performance may vary over time. All operating parameters, including typical parameters, must be validated for each customer application by the customer's technical experts. Product specifications do not expand or otherwise modify Vishay's terms and conditions of purchase, including but not limited to the warranty expressed therein.

Except as expressly indicated in writing, Vishay products are not designed for use in medical, life-saving, or life-sustaining applications or for any other application in which the failure of the Vishay product could result in personal injury or death. Customers using or selling Vishay products not expressly indicated for use in such applications do so at their own risk. Please contact authorized Vishay personnel to obtain written terms and conditions regarding products designed for such applications.

No license, express or implied, by estoppel or otherwise, to any intellectual property rights is granted by this document or by any conduct of Vishay. Product names and markings noted herein may be trademarks of their respective owners.

Material Category Policy

Vishay Intertechnology, Inc. hereby certifies that all its products that are identified as RoHS-Compliant fulfill the definitions and restrictions defined under Directive 2011/65/EU of The European Parliament and of the Council of June 8, 2011 on the restriction of the use of certain hazardous substances in electrical and electronic equipment (EEE) - recast, unless otherwise specified as non-compliant.

Please note that some Vishay documentation may still make reference to RoHS Directive 2002/95/EC. We confirm that all the products identified as being compliant to Directive 2002/95/EC conform to Directive 2011/65/EU.

Vishay Intertechnology, Inc. hereby certifies that all its products that are identified as Halogen-Free follow Halogen-Free requirements as per JEDEC JS709A standards. Please note that some Vishay documentation may still make reference to the IEC 61249-2-21 definition. We confirm that all the products identified as being compliant to IEC 61249-2-21 conform to JEDEC JS709A standards.

Компания «Океан Электроники» предлагает заключение долгосрочных отношений при поставках импортных электронных компонентов на взаимовыгодных условиях!

Наши преимущества:

- Поставка оригинальных импортных электронных компонентов напрямую с производств Америки, Европы и Азии, а так же с крупнейших складов мира;
- Широкая линейка поставок активных и пассивных импортных электронных компонентов (более 30 млн. наименований);
- Поставка сложных, дефицитных, либо снятых с производства позиций;
- Оперативные сроки поставки под заказ (от 5 рабочих дней);
- Экспресс доставка в любую точку России;
- Помощь Конструкторского Отдела и консультации квалифицированных инженеров;
- Техническая поддержка проекта, помощь в подборе аналогов, поставка прототипов;
- Поставка электронных компонентов под контролем ВП;
- Система менеджмента качества сертифицирована по Международному стандарту ISO 9001;
- При необходимости вся продукция военного и аэрокосмического назначения проходит испытания и сертификацию в лаборатории (по согласованию с заказчиком);
- Поставка специализированных компонентов военного и аэрокосмического уровня качества (Xilinx, Altera, Analog Devices, Intersil, Interpoint, Microsemi, Actel, Aeroflex, Peregrine, VPT, Syfer, Eurofarad, Texas Instruments, MS Kennedy, Miteq, Cobham, E2V, MA-COM, Hittite, Mini-Circuits, General Dynamics и др.);

Компания «Океан Электроники» является официальным дистрибьютором и эксклюзивным представителем в России одного из крупнейших производителей разъемов военного и аэрокосмического назначения «JONHON», а так же официальным дистрибьютором и эксклюзивным представителем в России производителя высокотехнологичных и надежных решений для передачи СВЧ сигналов «FORSTAR».



JONHON

«JONHON» (основан в 1970 г.)

Разъемы специального, военного и аэрокосмического назначения:

(Применяются в военной, авиационной, аэрокосмической, морской, железнодорожной, горно- и нефтедобывающей отраслях промышленности)

«FORSTAR» (основан в 1998 г.)

ВЧ соединители, коаксиальные кабели, кабельные сборки и микроволновые компоненты:

(Применяются в телекоммуникациях гражданского и специального назначения, в средствах связи, РЛС, а так же военной, авиационной и аэрокосмической отраслях промышленности).



Телефон: 8 (812) 309-75-97 (многоканальный)

Факс: 8 (812) 320-03-32

Электронная почта: ocean@oceanchips.ru

Web: <http://oceanchips.ru/>

Адрес: 198099, г. Санкт-Петербург, ул. Калинина, д. 2, корп. 4, лит. А