

REVISIONS			
LTR	DESCRIPTION	DATE	APPROVED
H1	REVISED PER ECO-11-005139	29MAR11	HMR
J	REVISED PER ECO-12-021161	04DEC12	G.WELLS



CODE 54
STRAIGHT ADAPTER

NOTES:

1. THIS PRODUCT IS DESIGNED TO TERMINATE A BRAIDED CABLE SHIELD AND A HEAT SHRINKABLE LIPPED BOOT TO A CONNECTOR.
2. SEE CH00-0250-008 FOR ORDERING INFORMATION, MODIFICATIONS AND ADDITIONAL DIMENSIONS.
- ③ SEE DRAWING "TR" FOR DETAIL ON TINEL-LOCK RING. RINGS ARE DESIGNED TO BE HEATED ELECTRICALLY. ALL RINGS ARE MARKED WITH THERMOCHROMIC PAINT WHICH CHANGES COLOR WHEN INSTALLATION TEMPERATURE IS REACHED.
4. ADAPTER TO BE PERMANENTLY MARKED WITH CODE IDENT. NO. AND PART NO. LESS RING DESIGNATOR (E.G.: 06090-TXR54AB00-1206). RINGS SHALL BEAR NO MARKING.
- ⑤ FOR LARGER ENTRY SIZES, A 2 PIECE ADAPTER (TYPE II) IS SUPPLIED.
- ⑥ ADAPTER MATES TO MIL-C-81703, SERIES III, MS3424, MS3446, MS3464, MS3467, MS3468, CLASS E & L.
- ⑦ ADAPTER MATES TO MIL-C-5015G, MS3400 SERIES, CLASS D, E, K, L, U & W: MS3400, MS3401, MS3404, MS3406, MS3450, MS3451, MS3454, MS3456, MS3470, MS3471, MS3472, MS3474, MS3475, MS3476. MIL-C-83723, SERIES II, CLASS A & L. MIL-C-83723, SERIES I & III, CLASS A, G, K, R & S: M83723/1, /2, /3, /4, /5, /6, /7, /8, /13, /14, /36, /37, /38, /39, /40, /41, /42, /43, /48, /49, /65, /66, /67, /68, /69, /70, /71, /72, /73, /74, /75, /76, /77, /78, /82, /83, /84, /85, /86, /87, /91, /92, /95, /97, /98, (MS3155 CONTROLLED INTERFACE).
- ⑧ THESE DIMENSIONS APPLY IF A SELF-LOCKING COUPLING NUT IS USED. (MOD. CODE "S")

If this document is printed it becomes uncontrolled. Check for the latest revision

© 2011-2012 TYCO ELECTRONICS. ALL RIGHTS RESERVED

Raychem Adapters
CUSTOMER DRAWING

UNLESS OTHERWISE SPECIFIED
DIMENSIONS ARE IN INCHES.
METRIC DIMENSIONS ARE
IN BRACKETS.

DECIMALS
.XXX ± — [mm]
.XX ± — [mm]
.X ± — [mm]

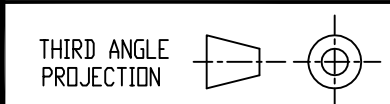
ANGLES
.X ± —

DRAWN R. RAMIREZ	DATE 03-18-93
CHECKED	DATE
APPROVED	DATE
APPROVED	DATE
CAD NAME txr54_1_j_cd_J	



TE Connectivity

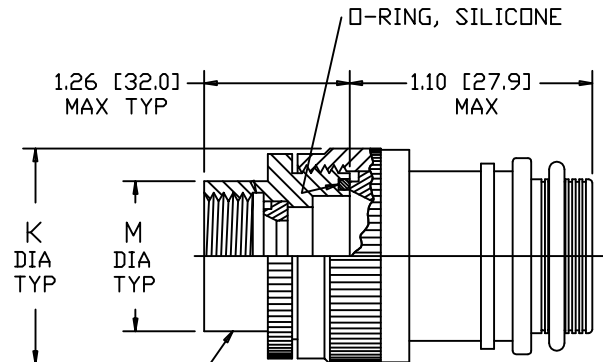
TITLE
TINEL-LOCK™ ADAPTER



SIZE A	CODE IDENT. NO. 06090	DWG. NO. TXR54
DO NOT SCALE THIS DWG		SHEET 1 OF 3



STRAIGHT ADAPTER-TYPE I



STRAIGHT ADAPTER-TYPE II



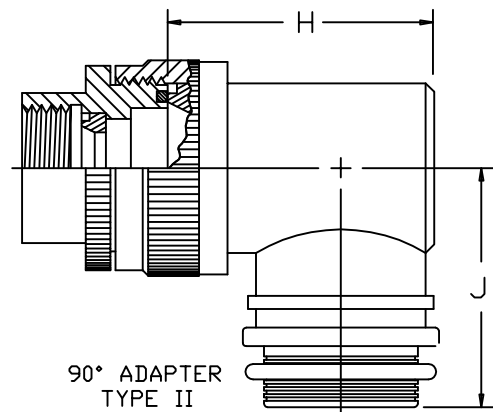
45° ADAPTER-TYPE I



45° ADAPTER-TYPE II



90° ADAPTER TYPE I



90° ADAPTER TYPE II

Raychem Adapters
CUSTOMER DRAWING

If this document is printed it becomes uncontrolled. Check for the latest revision

SIZE	CODE IDENT. NO.	DWG. NO.	REV
A	06090	TXR54	J
DO NOT SCALE THIS DWG		CAD NAME txr54_2_j_cd_j	SHEET 2 OF 3

ORDER NO.	SHELL SIZE		MAX ENTRY SIZE TYPE I 	A THREAD CLASS 2B	B DIA MAX	B DIA MAX 	C MAX	D MAX	E MAX	M DIA MAX	W MAX
											
03	3		04	.562-24 UNEF	.669 [16.99]	.940 [23.88]	.75 [19.1]	.91 [23.1]	1.13 [28.7]	.695 [17.65]	.85 [21.6]
08		8 & 8S	04	.500-20 UNF	.617 [15.67]	.890 [22.61]	.75 [19.1]	.91 [23.1]	1.10 [27.9]	.630 [16.00]	.85 [21.6]
10		10, 10S & 10SL	06	.625-24 UNEF	.734 [18.64]	1.010 [25.65]	.77 [19.6]	.93 [23.6]	1.16 [29.5]	.757 [19.23]	.97 [24.6]
12	7	12 & 12S	08	.750-20 UNEF	.858 [21.79]	1.140 [28.96]	.80 [20.3]	.95 [24.1]	1.22 [31.0]	.882 [22.40]	1.10 [27.9]
14	12	14 & 14S	08	.875-20 UNEF	.984 [24.99]	1.260 [32.00]	.82 [20.8]	.97 [24.6]	1.28 [32.5]	1.007 [25.58]	1.16 [29.5]
16	19	16 & 16S	10	1.000-20 UNEF	1.112 [28.24]	1.390 [35.31]	.84 [21.3]	1.00 [25.4]	1.35 [34.3]	1.132 [28.75]	1.28 [32.5]
18	27	18	12	1.062-18 UNEF	1.218 [30.94]	1.510 [38.35]	.86 [21.8]	1.01 [25.7]	1.40 [35.6]	1.218 [30.94]	1.35 [34.3]
20	37	20	14	1.188-18 UNEF	1.345 [34.16]	1.640 [41.66]	.88 [22.4]	1.04 [26.4]	1.46 [37.1]	1.345 [34.16]	1.47 [37.3]
22		22	16	1.312-18 UNEF	1.468 [37.29]	1.760 [44.70]	.91 [23.1]	1.06 [26.9]	1.53 [38.9]	1.468 [37.29]	1.60 [40.6]
24		24	18	1.438-18 UNEF	1.593 [40.46]	1.890 [48.00]	.93 [23.6]	1.09 [27.7]	1.59 [40.4]	1.593 [40.46]	1.72 [43.7]
28		28	22	1.750-18 UNS	1.969 [50.01]	2.140 [54.36]	.98 [24.9]	1.13 [28.7]	1.78 [45.2]	1.969 [50.01]	1.97 [50.0]
32		32	24	2.000-18 UNS	2.219 [56.36]	2.400 [60.96]	1.03 [26.2]	1.19 [30.2]	1.90 [48.3]	2.219 [56.36]	2.22 [56.4]
36		36	24	2.250-16 UN	2.469 [62.71]	2.640 [67.06]	1.08 [27.4]	1.23 [31.2]	2.03 [51.6]	2.469 [62.71]	2.35 [59.7]
40		40	24	2.500-16 UN	2.719 [69.06]	2.890 [73.41]	1.12 [28.4]	1.28 [32.5]	2.15 [54.6]	2.719 [69.06]	2.60 [66.0]
44		44	24	2.750-16 UN	2.969 [75.41]	3.140 [79.76]	1.17 [29.7]	1.33 [33.8]	2.28 [57.9]	2.969 [75.41]	2.85 [72.4]
48		48	24	3.000-16 UN	3.219 [81.76]	3.390 [86.11]	1.22 [31.0]	1.38 [35.1]	2.40 [61.0]	3.219 [81.76]	3.16 [80.3]
61	61		18	1.500-18 UNEF	1.653 [41.99]	1.880 [47.75]	.94 [23.9]	1.09 [27.7]	1.62 [41.1]	1.653 [41.99]	1.78 [45.2]

ENTRY SIZE	Z +.010 -.020	S DIA	Y ±.015 [±0.38]	F MAX	G MAX	H MAX	J MAX	K MAX
04	.250 [6.35]	.376 [9.56] .370 [9.39]	.550 [13.97]	N/A	N/A	N/A	N/A	N/A
05	.312 [7.92]	.438 [11.13] .432 [10.97]	.612 [15.54]	.77 [19.6]	.93 [23.6]	1.19 [30.2]	1.16 [29.5]	.80 [20.3]
06	.375 [9.53]	.501 [12.73] .495 [12.57]	.675 [17.14]	.77 [19.6]	.93 [23.6]	1.19 [30.2]	1.16 [29.5]	.80 [20.3]
07	.437 [11.09]	.563 [14.31] .556 [14.12]	.737 [18.71]	.80 [20.3]	.95 [24.1]	1.38 [35.1]	1.22 [31.0]	.92 [23.4]
08	.500 [12.70]	.626 [15.91] .619 [15.72]	.800 [20.32]	.80 [20.3]	.95 [24.1]	1.38 [35.1]	1.22 [31.0]	.92 [23.4]
10	.625 [15.87]	.752 [19.11] .742 [18.84]	.925 [23.49]	.84 [21.3]	1.00 [25.4]	1.51 [38.4]	1.35 [34.3]	1.18 [30.0]
12	.750 [19.05]	.877 [22.28] .867 [22.02]	1.050 [26.67]	.88 [22.4]	1.01 [25.7]	1.63 [41.4]	1.40 [35.6]	1.35 [34.3]
14	.875 [22.23]	1.002 [25.46] .991 [25.17]	1.175 [29.84]	.88 [22.4]	1.04 [26.4]	1.78 [45.2]	1.46 [37.1]	1.41 [35.8]
16	1.000 [25.40]	1.127 [28.63] 1.116 [28.34]	1.300 [33.02]	.93 [23.6]	1.06 [26.9]	1.88 [47.8]	1.53 [38.9]	1.60 [40.6]
18	1.125 [28.57]	1.252 [31.81] 1.241 [31.52]	1.425 [36.19]	.93 [23.6]	1.09 [27.7]	2.01 [51.1]	1.59 [40.4]	1.66 [42.2]
20	1.250 [31.75]	1.377 [34.98] 1.366 [34.69]	1.550 [39.37]	.98 [24.9]	1.13 [28.7]	2.13 [54.1]	1.78 [45.2]	2.04 [51.8]
22	1.375 [34.93]	1.502 [38.15] 1.488 [37.79]	1.675 [42.55]	1.03 [26.2]	1.38 [35.1]	2.29 [58.2]	1.85 [47.0]	2.23 [56.6]
24	1.500 [38.10]	1.627 [41.33] 1.613 [40.97]	1.800 [45.72]	1.08 [27.4]	1.44 [36.6]	2.42 [61.5]	1.92 [48.8]	2.23 [56.6]

Raychem Adapters
CUSTOMER DRAWING

If this document is printed it becomes uncontrolled. Check for the latest revision

SIZE	CODE IDENT. NO.	DWG. NO.	REV
A	06090	TXR54	J
DO NOT SCALE THIS DWG		CAD NAME txr54_3_j_cd_j	SHEET 3 OF 3

Компания «Океан Электроники» предлагает заключение долгосрочных отношений при поставках импортных электронных компонентов на взаимовыгодных условиях!

Наши преимущества:

- Поставка оригинальных импортных электронных компонентов напрямую с производств Америки, Европы и Азии, а так же с крупнейших складов мира;
- Широкая линейка поставок активных и пассивных импортных электронных компонентов (более 30 млн. наименований);
- Поставка сложных, дефицитных, либо снятых с производства позиций;
- Оперативные сроки поставки под заказ (от 5 рабочих дней);
- Экспресс доставка в любую точку России;
- Помощь Конструкторского Отдела и консультации квалифицированных инженеров;
- Техническая поддержка проекта, помощь в подборе аналогов, поставка прототипов;
- Поставка электронных компонентов под контролем ВП;
- Система менеджмента качества сертифицирована по Международному стандарту ISO 9001;
- При необходимости вся продукция военного и аэрокосмического назначения проходит испытания и сертификацию в лаборатории (по согласованию с заказчиком);
- Поставка специализированных компонентов военного и аэрокосмического уровня качества (Xilinx, Altera, Analog Devices, Intersil, Interpoint, Microsemi, Actel, Aeroflex, Peregrine, VPT, Syfer, Eurofarad, Texas Instruments, MS Kennedy, Miteq, Cobham, E2V, MA-COM, Hittite, Mini-Circuits, General Dynamics и др.);

Компания «Океан Электроники» является официальным дистрибьютором и эксклюзивным представителем в России одного из крупнейших производителей разъемов военного и аэрокосмического назначения «JONHON», а так же официальным дистрибьютором и эксклюзивным представителем в России производителя высокотехнологичных и надежных решений для передачи СВЧ сигналов «FORSTAR».



JONHON

«JONHON» (основан в 1970 г.)

Разъемы специального, военного и аэрокосмического назначения:

(Применяются в военной, авиационной, аэрокосмической, морской, железнодорожной, горно- и нефтедобывающей отраслях промышленности)

«FORSTAR» (основан в 1998 г.)

ВЧ соединители, коаксиальные кабели, кабельные сборки и микроволновые компоненты:

(Применяются в телекоммуникациях гражданского и специального назначения, в средствах связи, РЛС, а так же военной, авиационной и аэрокосмической отраслях промышленности).



Телефон: 8 (812) 309-75-97 (многоканальный)

Факс: 8 (812) 320-03-32

Электронная почта: ocean@oceanchips.ru

Web: <http://oceanchips.ru/>

Адрес: 198099, г. Санкт-Петербург, ул. Калинина, д. 2, корп. 4, лит. А