

40 W adapter board powered by 950 V CoolMOS™ P7 SJ MOSFET

Quasi-resonant snubberless flyback converter
solution for high efficiency adapter designs

EVAL_40W_FLY_P7_950V

[Jared Huntington \(IFAT PMM ACDC AE\)](#)

[Florian Zechner \(IFAT PMM ACDC AE\)](#)

GD10000720



Table of contents

1

General description

2

Efficiency results

3

PCB layout

4

Evaluation board features

Table of contents

1

General description

2

Efficiency results

3

PCB layout

4

Evaluation board features

General description

Introduction

This 40 W adapter reference board is intended to be a form, fit and function test platform for low cost charger applications to show the state-of-art 950 V CoolMOS™ P7 superjunction (SJ) MOSFET (IPA95R450P7). The board is designed to fit a very small form factor while maintaining high efficiency, low standby power and various modes of protection for a highly reliable system. The 950 V CoolMOS™ P7 has a higher breakdown voltage allowing use in applications which require a high input voltage or gives increased design flexibility to reduce losses in the snubber network.

The board shows how to use the 950 V CoolMOS™ P7 in a snubberless flyback converter with up to 40 W of output power. By eliminating the snubber network the cost of the snubber can be removed while increasing efficiency and eliminating the PCB hotspot caused by the snubber network. This gives additional design flexibility to increase power density or reduce system costs.

Summary of features:

- › Input voltage: 90 – 265 V_{AC}
- › Output voltage: 19 V_{DC}
- › Output current max.: 2.10 A
- › Efficiency: ~90.5% (at 230 V_{AC}, 100% load)
- › Efficiency: ~88.6% (at 90 V_{AC}, 100% load)



General description

Schematic

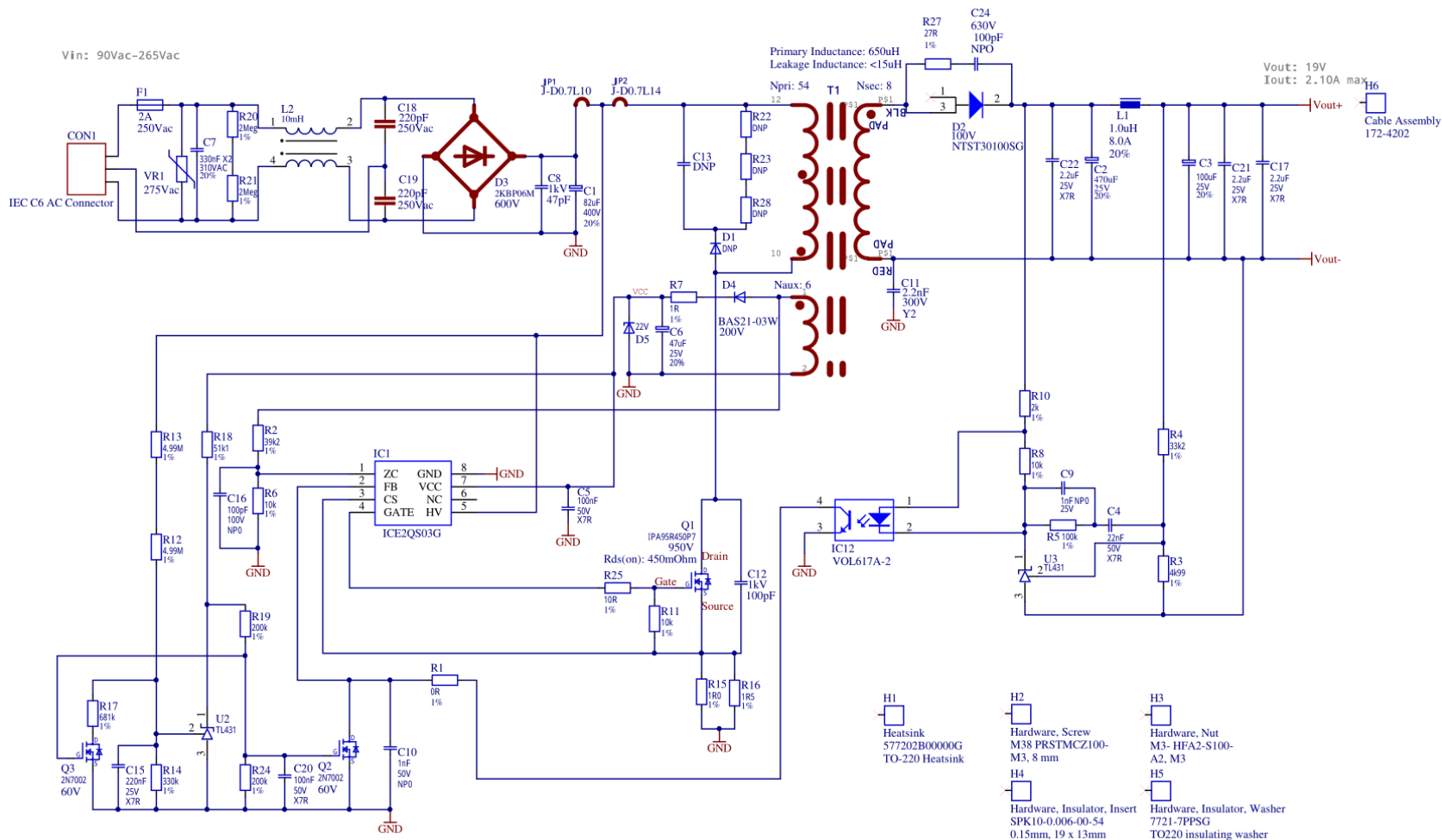


Table of contents

1

General description

2

Efficiency results

3

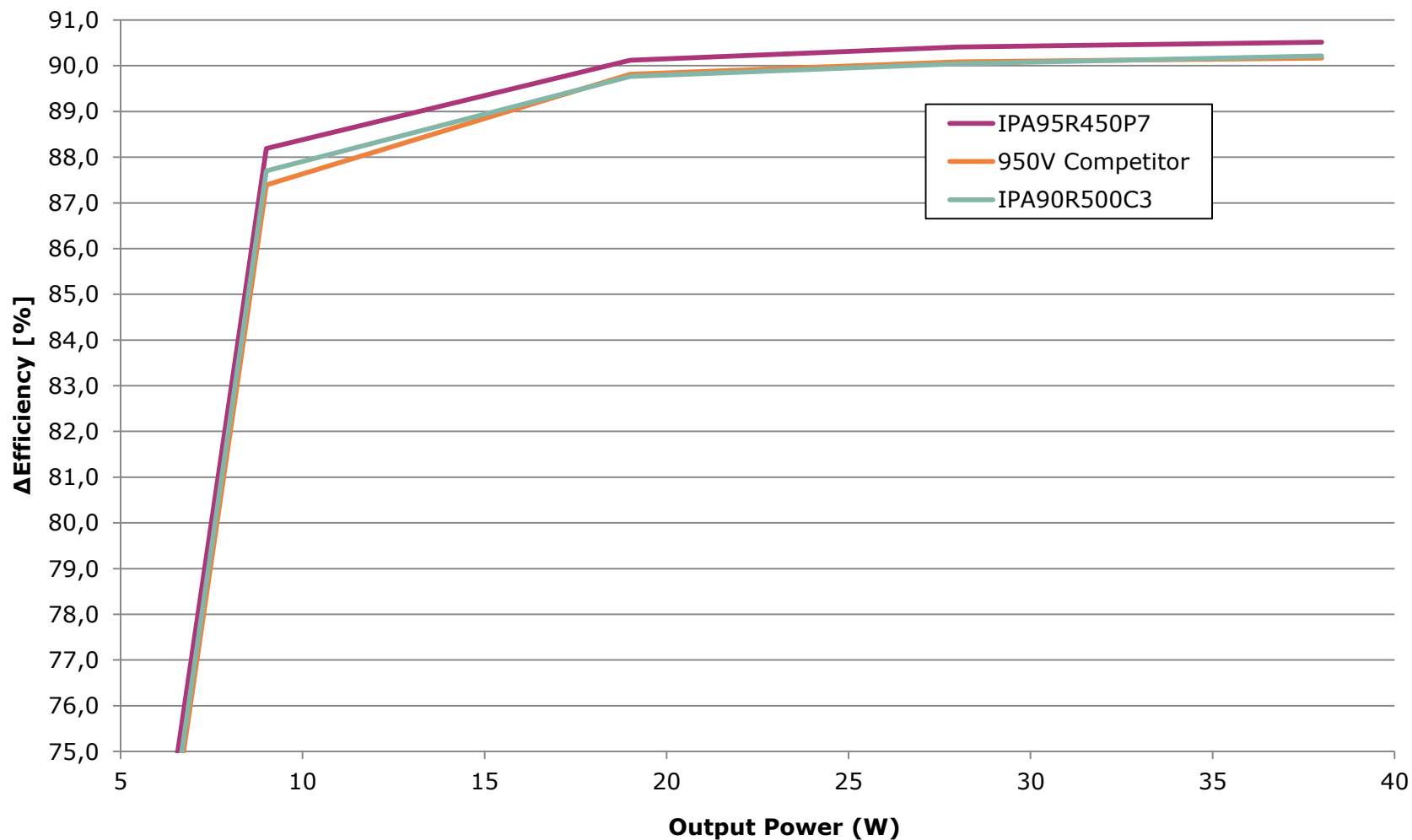
PCB layout

4

Evaluation board features

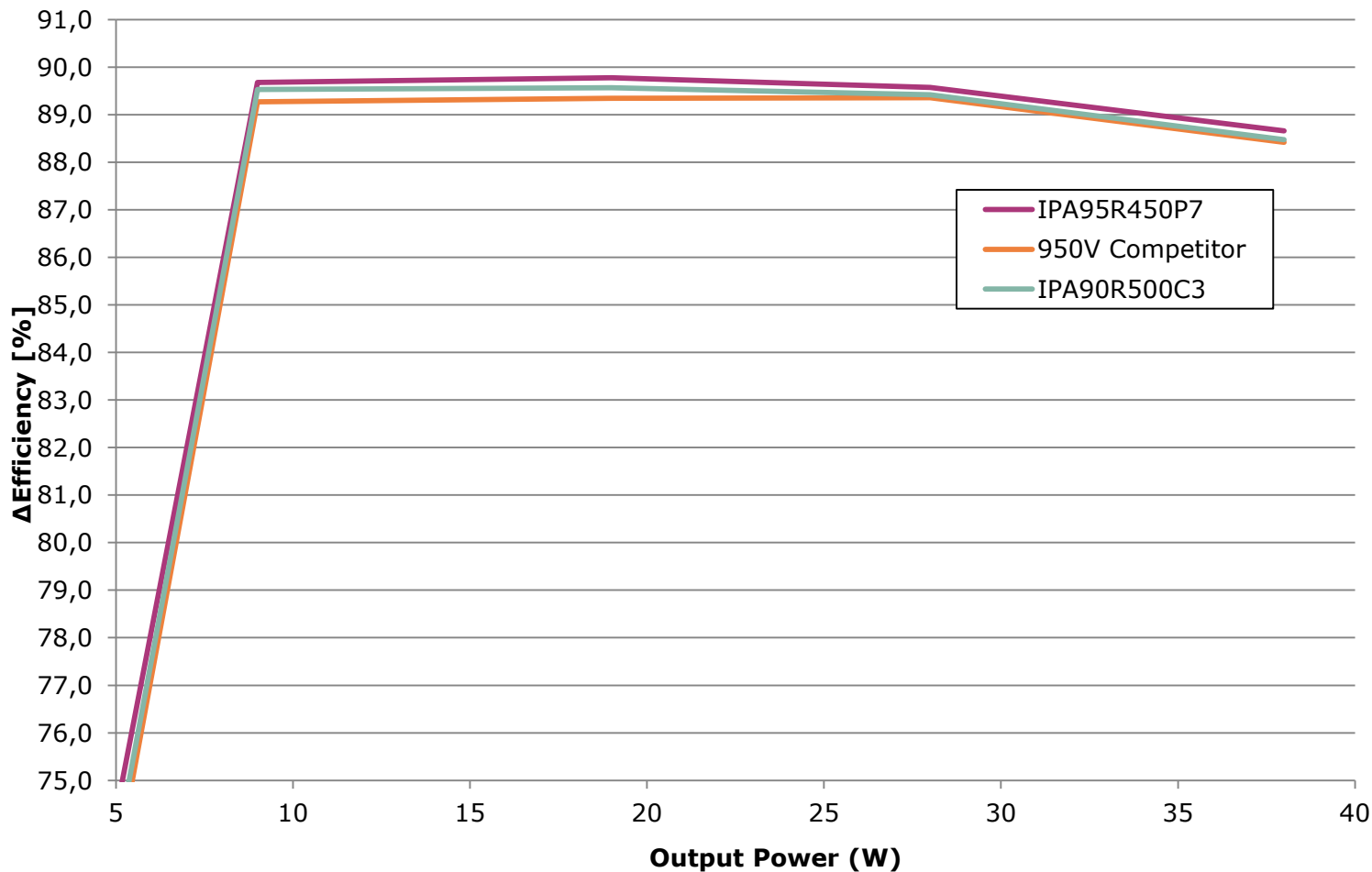
Efficiency results

Absolute efficiency of the 40 W adapter at 230 V_{AC}



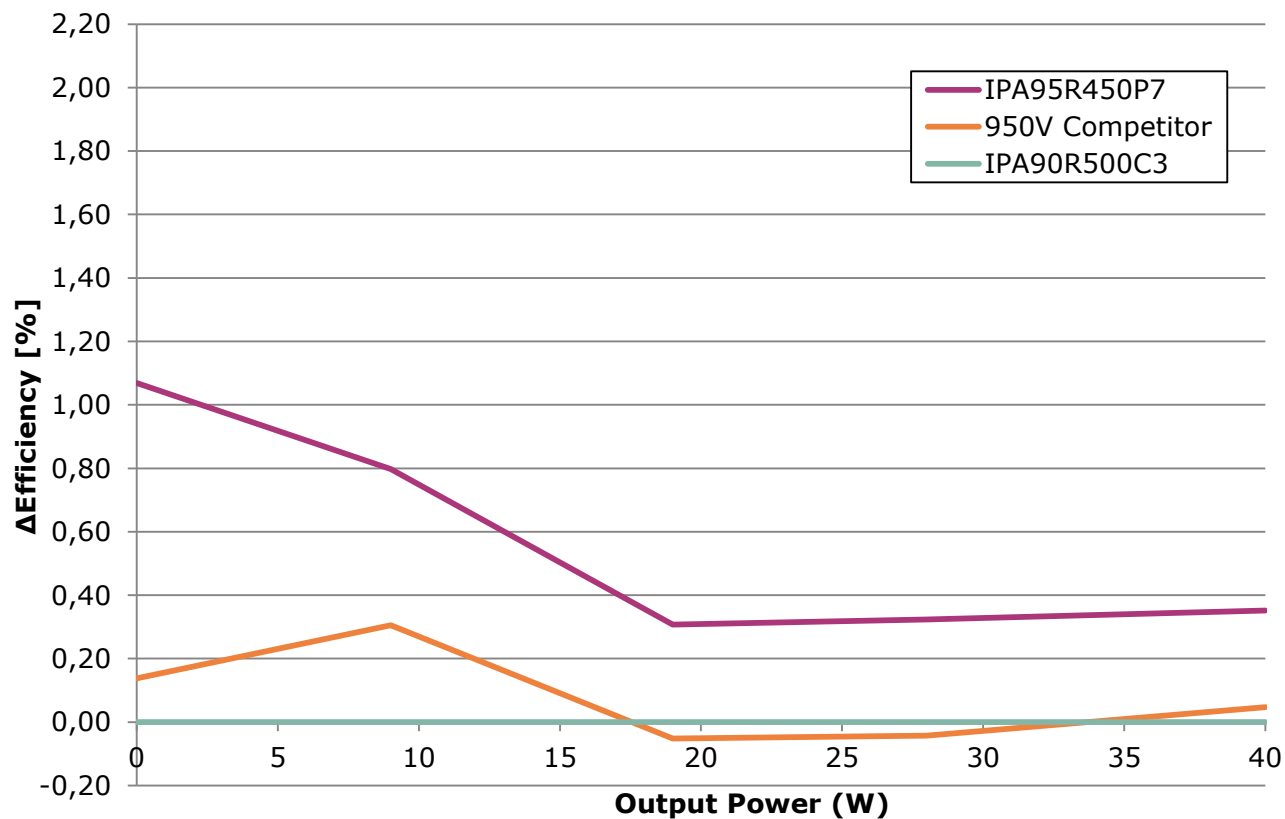
Efficiency results

Absolute efficiency of the 40 W adapter at 90 V_{AC}



Efficiency results

Efficiency graph of the 40 W adapter at 230 VAC showing the C3 and competitor's devices referenced to the P7 MOSFET.



Efficiency results

Efficiency of the 40 W adapter at 90 V_{AC} showing the C3 and competitor's devices referenced to the P7 MOSFET.

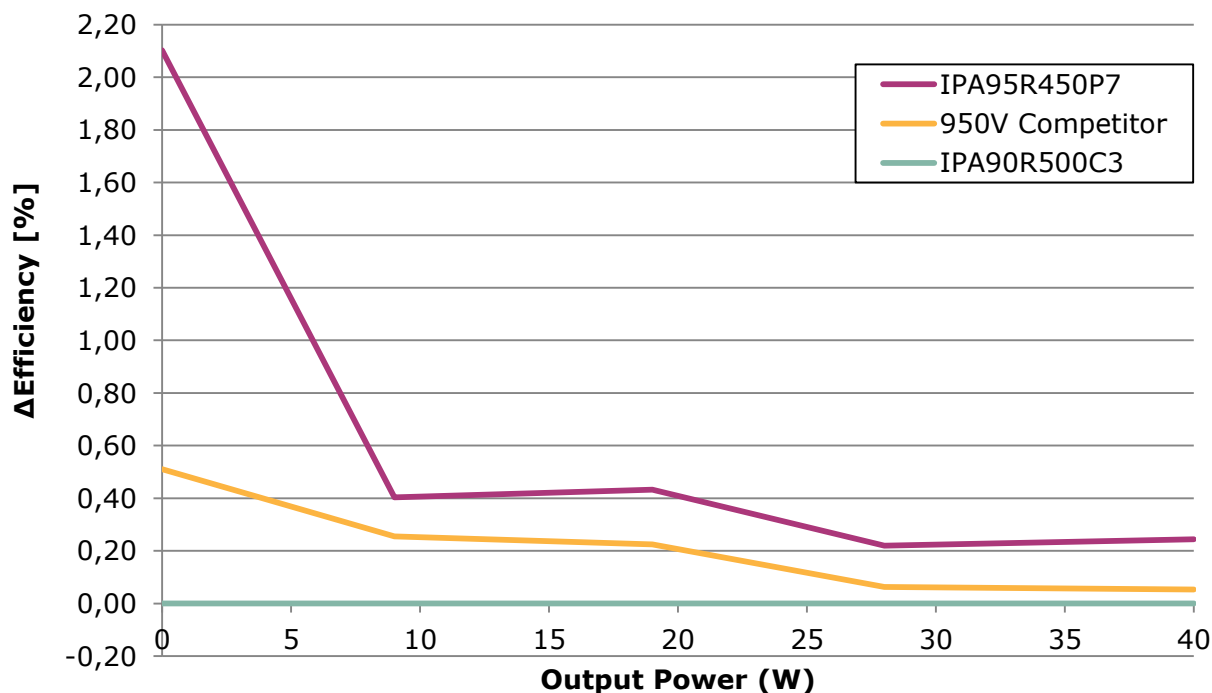


Table of contents

1 General description

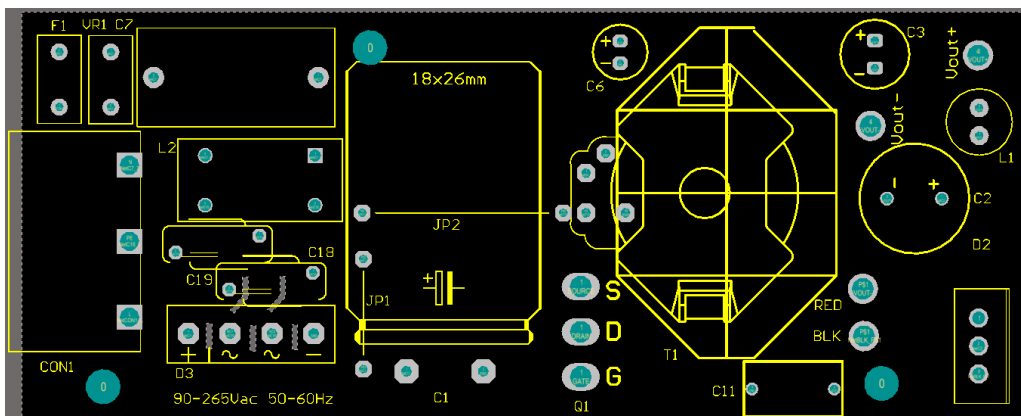
2 Efficiency results

3 PCB layout

4 Evaluation board features

PCB layout

Board layout top



Board layout bottom

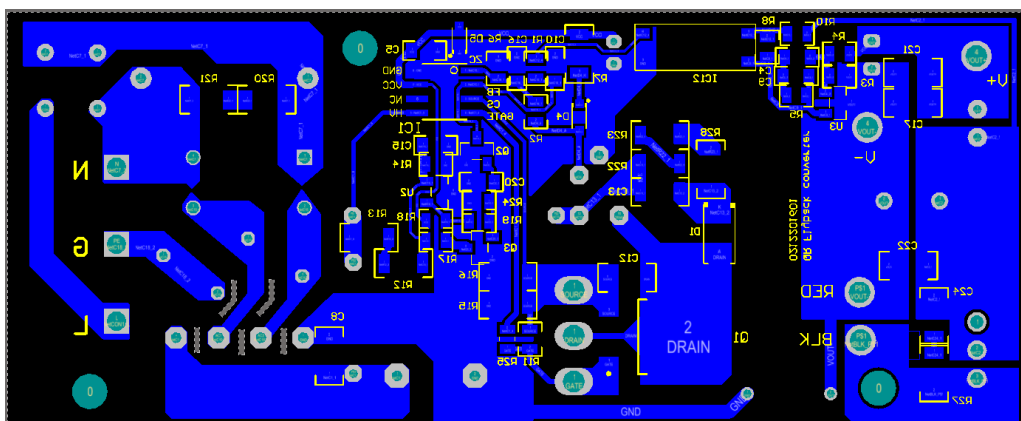


Table of contents

1

General description

2

Efficiency results

3

PCB layout

4

Evaluation board features

Evaluation board features

- > **Fold back point protection** - For a QR flyback converter, the maximum possible output power is increased when a constant current limit value is used across the entire mains input voltage range. This is usually not desired as this will increase the cost of the transformer and output diode in the case of output over power conditions. The internal fold back protection is implemented to adjust the V_{CS} voltage limit according to the bus voltage. Here, the input line voltage is sensed using the current flowing out of the ZC pin, during the MOSFET on-time. As the result, the maximum current limit adjusts with the AC line voltage.
- > **V_{CC} over voltage and under voltage protection** - During normal operation, the V_{CC} voltage is continuously monitored. When the V_{CC} voltage increases to V_{VCC} OVP or V_{CC} voltage falls below the under voltage lock out level V_{VCC} off, the IC will enter into auto restart mode.
- > **Over load/open loop protection** - In the case of an open control loop, the feedback voltage is pulled up with an internal block. After a fixed blanking time, the IC enters into auto restart mode. In case of a secondary short-circuit or overload, the regulation voltage V_{FB} will also be pulled up, the same protection is applied and the IC will auto restart.
- > **Adjustable output overvoltage protection** - During the off-time of the power switch, the voltage at the zero-crossing pin, ZC, is monitored for output overvoltage detection. If the voltage is higher than the preset threshold 3.7 V for a preset period of 100 μ s, the IC is latched off.
- > **Auto restart for over temperature protection** - The IC has a built-in over temperature protection function. When the controller's temperature reaches 140 °C, the IC will shut down the switch and enters into auto restart. This can protect the power MOSFET from overheating.
- > **Short winding protection** - The source current of the MOSFET is sensed via external resistors, R15 and R16. If the voltage at the current sensing pin is higher than the preset threshold V_{CSSW} of 1.68 V during the on-time of the power switch, the IC is latched off. This constitutes a short winding protection. To avoid an accidental latch off, a spike blanking time of 190 ns is integrated in the output of internal comparator.



Technical Material

- > Application Notes
- > Simulation Models
- > Datasheets
- > PCB Design Data

> www.infineon.com/eval_40w_fly_p7_950v

Evaluation Boards

- > Evaluation Boards
- > Demoboards
- > Reference Designs

> www.infineon.com/evaluationboards

Videos

- > Technical Videos
- > Product Information Videos

> www.infineon.com/mediacenter

Support Online tools and services



The screenshot shows the Infineon website header with the following elements:

- Infineon logo
- Navigation menu: Products, Applications, **Tools** (highlighted with a red box and number 3), About Infineon, Careers
- Utility links: **Newsletter** (highlighted with a red box and number 1), Contact, **Where to Buy** (highlighted with a red box and number 2), English, Login
- Search bar with a magnifying glass icon

The main content area features a large image of a city skyline at night. Overlaid on the right side of the image is a teal box with the following text:

- Section: **Lighting**
- Text: "New LED controller enables low-wattage luminaire designs August 26th 17:00 CEST"
- Button: "Register Now!" with a right-pointing arrow

Navigation arrows are visible on the left and right sides of the main image area.

- 1 **Subscribe to Newsletter**
- 2 **Where to Buy**
- 3 **Tools, Finders and Selectors**
- 4 **Support**

- Products
- Applications
- Tools
- Support** (highlighted with a red box and number 4)
- Technology

- Power
- Automotive System IC
- ESD & EMI
- Microcontroller
- RF & Wireless Control
- Security IC
- Sensor
- Smart Card IC
- Interface
- Transistor & Diode

- Power Overview
- Power MOSFET
- IGBT
- Smart Low-Side & High-Side Switches
- Linear Voltage Regulator
- DC-DC Converter
- LED Driver | Lighting ICs
- Silicon Carbide (SiC)
- High Power Thyristors & Diodes
- Motor Control & Gate Driver
- AC-DC Supply

News & Tweets



Part of your life. Part of tomorrow.



Компания «Океан Электроники» предлагает заключение долгосрочных отношений при поставках импортных электронных компонентов на взаимовыгодных условиях!

Наши преимущества:

- Поставка оригинальных импортных электронных компонентов напрямую с производств Америки, Европы и Азии, а так же с крупнейших складов мира;
- Широкая линейка поставок активных и пассивных импортных электронных компонентов (более 30 млн. наименований);
- Поставка сложных, дефицитных, либо снятых с производства позиций;
- Оперативные сроки поставки под заказ (от 5 рабочих дней);
- Экспресс доставка в любую точку России;
- Помощь Конструкторского Отдела и консультации квалифицированных инженеров;
- Техническая поддержка проекта, помощь в подборе аналогов, поставка прототипов;
- Поставка электронных компонентов под контролем ВП;
- Система менеджмента качества сертифицирована по Международному стандарту ISO 9001;
- При необходимости вся продукция военного и аэрокосмического назначения проходит испытания и сертификацию в лаборатории (по согласованию с заказчиком);
- Поставка специализированных компонентов военного и аэрокосмического уровня качества (Xilinx, Altera, Analog Devices, Intersil, Interpoint, Microsemi, Actel, Aeroflex, Peregrine, VPT, Syfer, Eurofarad, Texas Instruments, MS Kennedy, Miteq, Cobham, E2V, MA-COM, Hittite, Mini-Circuits, General Dynamics и др.);

Компания «Океан Электроники» является официальным дистрибьютором и эксклюзивным представителем в России одного из крупнейших производителей разъемов военного и аэрокосмического назначения «JONHON», а так же официальным дистрибьютором и эксклюзивным представителем в России производителя высокотехнологичных и надежных решений для передачи СВЧ сигналов «FORSTAR».



JONHON

«JONHON» (основан в 1970 г.)

Разъемы специального, военного и аэрокосмического назначения:

(Применяются в военной, авиационной, аэрокосмической, морской, железнодорожной, горно- и нефтедобывающей отраслях промышленности)

«FORSTAR» (основан в 1998 г.)

ВЧ соединители, коаксиальные кабели, кабельные сборки и микроволновые компоненты:

(Применяются в телекоммуникациях гражданского и специального назначения, в средствах связи, РЛС, а так же военной, авиационной и аэрокосмической отраслях промышленности).



Телефон: 8 (812) 309-75-97 (многоканальный)

Факс: 8 (812) 320-03-32

Электронная почта: ocean@oceanchips.ru

Web: <http://oceanchips.ru/>

Адрес: 198099, г. Санкт-Петербург, ул. Калинина, д. 2, корп. 4, лит. А