

Shielded Surface Mount Inductors

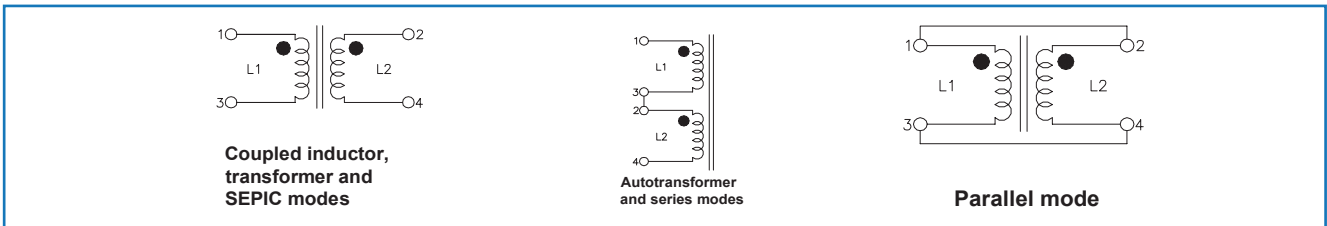
MODELS HM78D1210XXXMLF

Features

- Operating Temperature Range -40°C to +125°C
- Temperature Rise, Maximum 40°C
- Ideal for SEPIC applications, high inductance, high efficiency and excellent current handling in rugged, low cost part
- Use as DC-DC converter and in applications like hand phones, CD/DVD player, digital camera, GPS system. Also used as two single inductors connected series or parallel or as 1:1 transformer
- RoHS Compliant



Electrical Schematic

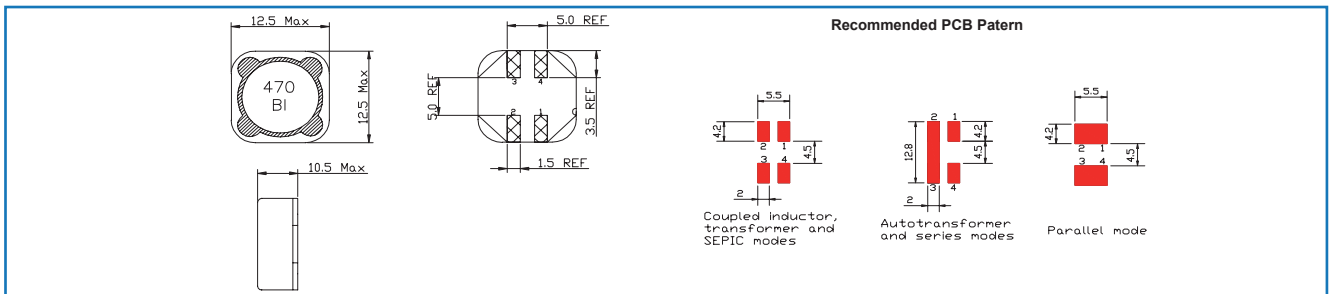


Specifications @ 25°C

Leads connected in parallel						Leads connected in series				
Part Number	L (μH)	DCR Max (Ω)	I _{rated} (A)	I _{sat} (A)	I _{rms} (A)	L (μH)	DCR Max (Ω)	I _{rated} (A)	I _{sat} (A)	I _{rms} (A)
HM78D-12104R7MLF	4.70±20%	0.014	10.60	18.00	3.250	18.80±25%	0.056	5.30	9.00	1.625
HM78D-12106R8MLF	6.80±20%	0.017	10.40	14.20	3.100	27.20±25%	0.068	5.20	7.10	1.550
HM78D-12108R2MLF	8.20±20%	0.018	9.50	12.85	2.250	32.80±25%	0.072	4.75	6.45	1.125
HM78D-1210100MLF	10.00±20%	0.020	8.60	11.75	3.200	41.12±25%	0.080	4.30	5.85	1.600
HM78D-1210220MLF	22.00±20%	0.040	5.40	8.20	2.700	88.00±25%	0.160	2.70	4.10	1.350
HM78D-1210330MLF	33.00±20%	0.050	4.50	6.60	2.000	132.00±25%	0.200	2.25	3.30	1.000
HM78D-1210470MLF	47.00±20%	0.065	3.70	5.50	1.900	188.00±25%	0.260	1.85	2.75	0.950
HM78D-1210560MLF	56.00±20%	0.081	3.28	4.90	0.850	224.00±25%	0.324	1.64	2.45	0.425
HM78D-1210680MLF	68.00±20%	0.098	2.96	4.45	0.800	272.00±25%	0.392	1.48	2.20	0.400
HM78D-1210101MLF	100.00±20%	0.128	2.54	3.70	0.700	400.00±25%	0.512	1.27	1.85	0.350
HM78D-1210121MLF	120.00±20%	0.170	2.38	3.40	0.630	480.00±25%	0.680	1.19	1.70	0.315
HM78D-1210331MLF	330.00±20%	0.440	1.32	2.10	0.410	1320.00±25%	1.760	0.66	1.05	0.205
HM78D-1210471MLF	470.00±20%	0.570	1.22	1.80	0.300	1880.00±25%	2.280	0.61	0.90	0.150

- Notes :
- (1) Inductance is measured at 100kHz, 0.1V_{rms}, 0Adc.
 - (2) When leads connected in parallel, DCR is half the value.
 - (3) I_{sat} current is the saturation current at which inductance rolls off approximately 30% from its initial (zero DC) value.
 - (4) I_{rms} equals DC current, that causes component to increase by 40°C from 25°C ambient.
 - (5) I_{rated} current is the rated current at which inductance rolls off approximately 10% from its initial (zero DC) value.

Mechanical Outline (mm)



General Note

TT Electronics reserves the right to make changes in product specification without notice or liability. All information is subject to TT Electronics' own data and is considered accurate at time of going to print.

Packaging

- 1) Tape and reel packaging.
- 2) 300pcs per 13" reel.

Ordering Information



General Note

TT Electronics reserves the right to make changes in product specification without notice or liability.
All information is subject to TT Electronics' own data and is considered accurate at time of going to print.

Shielded Surface Mount Coupled Inductors

MODELS HM78D-128XXXXLF, HM78D-755XXXMLF

- Operating Temperature Range -40°C to +125°C
- Temperature Rise, Maximum 40°C
- Operating Frequency Up to 3MHz
- RoHS Compliant



Electrical Schematic



Specifications @ 25°C

Part Number	Parallel Connection				Series Connection			
	L ⁽¹⁾ (μH)	DCR Typ. ⁽²⁾ (Ω)	I _{sat} ⁽³⁾ (A)	I _{rms} ⁽⁴⁾ (A)	L ⁽¹⁾ (μH)	DCR Typ. ⁽²⁾ (Ω)	I _{sat} ⁽³⁾ (A)	I _{rms} ⁽⁴⁾ (A)
HM78D-1284R7MLF	4.7 ± 20%	0.019	14.90	7.40	18.8 ± 25%	0.076	7.70	3.60
HM78D-1285R6MLF	5.6 ± 20%	0.023	13.40	7.20	22.4 ± 25%	0.092	6.60	3.50
HM78D-1286R8MLF	6.8 ± 20%	0.024	13.10	6.90	27.2 ± 25%	0.096	6.40	3.40
HM78D-1288R2MLF	8.2 ± 20%	0.025	10.80	6.60	32.8 ± 25%	0.100	5.60	3.30
HM78D-128100MLF	10 ± 20%	0.029	10.50	6.20	40 ± 25%	0.116	5.40	3.20
HM78D-128120MLF	12 ± 20%	0.031	9.60	6.00	48 ± 25%	0.124	4.80	2.90
HM78D-128150MLF	15 ± 20%	0.036	9.10	5.80	60 ± 25%	0.144	4.30	2.70
HM78D-128180MLF	18 ± 20%	0.040	8.00	5.50	72 ± 25%	0.158	3.90	2.50
HM78D-128220MLF	22 ± 20%	0.048	6.80	5.20	88 ± 25%	0.190	3.50	2.20
HM78D-128270MLF	27 ± 20%	0.060	6.50	4.70	108 ± 25%	0.240	3.40	2.00
HM78D-128330MLF	33 ± 20%	0.075	5.60	4.20	132 ± 25%	0.300	3.10	1.70
HM78D-128390MLF	39 ± 20%	0.080	5.50	3.60	156 ± 25%	0.320	2.80	1.60
HM78D-128470MLF	47 ± 20%	0.090	5.20	3.00	188 ± 25%	0.360	2.60	1.50
HM78D-128560MLF	56 ± 20%	0.095	4.50	2.80	224 ± 25%	0.380	2.40	1.40
HM78D-128680MLF	68 ± 20%	0.105	4.10	2.60	272 ± 25%	0.420	2.10	1.30
HM78D-128820MLF	82 ± 20%	0.140	3.80	2.30	328 ± 25%	0.560	1.90	1.20
HM78D-128101MLF	100 ± 20%	0.150	3.40	2.00	400 ± 25%	0.600	1.70	1.10
HM78D-128121KLF	120 ± 10%	0.205	3.20	1.90	480 ± 25%	0.820	1.60	1.00
HM78D-128151KLF	150 ± 10%	0.230	2.80	1.80	600 ± 25%	0.920	1.40	0.89
HM78D-128181KLF	180 ± 10%	0.255	2.50	1.70	720 ± 25%	1.02	1.30	0.84
HM78D-128221KLF	220 ± 10%	0.345	2.30	1.60	880 ± 25%	1.38	1.10	0.75
HM78D-128271KLF	270 ± 10%	0.450	2.10	1.50	1080 ± 25%	1.80	1.00	0.71
HM78D-128331KLF	330 ± 10%	0.510	1.90	1.30	1320 ± 25%	2.04	0.92	0.62
HM78D-128391KLF	390 ± 10%	0.560	1.70	1.10	1560 ± 25%	2.24	0.84	0.53
HM78D-128471KLF	470 ± 10%	0.765	1.60	0.87	1880 ± 25%	3.06	0.80	0.43
HM78D-128561KLF	560 ± 10%	0.845	1.50	0.83	2240 ± 25%	3.38	0.73	0.40
HM78D-128681KLF	680 ± 10%	1.145	1.30	0.76	2720 ± 25%	4.58	0.63	0.36
HM78D-128821KLF	820 ± 10%	1.275	1.20	0.69	4000 ± 30%	5.10	0.58	0.33
HM78D-128102KLF	1000 ± 10%	1.415	1.10	0.60	4800 ± 30%	5.66	0.56	0.30
HM78D-755R33MLF	0.33 ± 20%	0.0074	18.4	0.620	1.176 ± 20%	0.0295	9.18	3.10
HM78D-7551R0MLF	1.0 ± 20%	0.0100	10.20	5.33	3.808 ± 20%	0.0400	5.10	2.66
HM78D-7551R5MLF	1.5 ± 20%	0.0115	8.35	4.96	5.688 ± 20%	0.0461	4.17	2.48
HM78D-7552R2MLF	2.2 ± 20%	0.0130	7.06	4.66	7.944 ± 20%	0.0521	3.53	2.33
HM78D-7553R3MLF	3.3 ± 20%	0.0183	5.40	3.94	13.58 ± 20%	0.0732	2.70	1.97
HM78D-7554R7MLF	4.7 ± 20%	0.0254	4.37	3.34	20.73 ± 20%	0.102	2.19	1.67

General Note

TT Electronics reserves the right to make changes in product specification without notice or liability. All information is subject to TT Electronics' own data and is considered accurate at time of going to print.

BI Technologies
A-1445, Jalan Tanjung Api
25050 Kuantan
Pahang Darul Makmur
Malaysia

Ph: +60 9 565 8888 Fax: +60 9 514 3555

<http://www.ttelectronics.com/magnetics/customer-service-enquiry>

MODELS HM78D-128XXXXLF, HM78D-755XXXXMLF

Specifications @ 25°C continued

Part Number	Parallel Connection				Series Connection			
	L ⁽¹⁾ (μH)	DCR Typ. ⁽²⁾ (Ω)	I _{sat} ⁽³⁾ (A)	I _{rms} ⁽⁴⁾ (A)	L ⁽¹⁾ (μH)	DCR Typ. ⁽²⁾ (Ω)	I _{sat} ⁽³⁾ (A)	I _{rms} ⁽⁴⁾ (A)
HM78D-7556R8MLF	6.8 ± 20%	0.0418	3.67	2.60	29.38 ± 20%	0.167	1.84	1.30
HM78D-7558R2MLF	8.2 ± 20%	0.0441	3.40	2.53	34.26 ± 20%	0.177	1.70	1.27
HM78D-755100MLF	10 ± 20%	0.0489	3.17	2.41	39.53 ± 20%	0.196	1.58	1.20
HM78D-755150MLF	15 ± 20%	0.0637	2.48	2.11	64.36 ± 20%	0.255	1.24	1.05
HM78D-755220MLF	22 ± 20%	0.0925	2.13	1.75	86.92 ± 20%	0.371	1.07	0.874
HM78D-755330MLF	33 ± 20%	0.143	1.73	1.41	132 ± 20%	0.574	0.87	0.702
HM78D-755470MLF	47 ± 20%	0.216	1.41	1.15	198.6 ± 20%	0.865	0.71	0.573
HM78D-755680MLF	68 ± 20%	0.265	1.19	1.03	278.7 ± 20%	1.06	0.60	0.517
HM78D-755820MLF	82 ± 20%	0.345	1.11	0.91	323.8 ± 20%	1.38	0.55	0.453
HM78D-755101MLF	100 ± 20%	0.383	0.99	0.86	406.4 ± 20%	1.53	0.49	0.430
HM78D-755151MLF	150 ± 20%	0.591	0.81	0.69	600 ± 20%	2.37	0.41	0.346
HM78D-755221MLF	220 ± 20%	0.907	0.66	0.56	908 ± 20%	3.63	0.33	0.279
HM78D-755331MLF	330 ± 20%	1.41	0.54	0.45	1342 ± 20%	5.66	0.27	0.224
HM78D-755471MLF	470 ± 20%	1.74	0.46	0.40	1861 ± 20%	6.97	0.23	0.202
HM78D-755681MLF	680 ± 20%	2.58	0.38	0.33	2685 ± 20%	10.30	0.19	0.166
HM78D-755821MLF	820 ± 20%	2.93	0.35	0.31	3251 ± 20%	11.70	0.17	0.156
HM78D-755102MLF	1000 ± 20%	3.89	0.31	0.27	4036 ± 20%	15.60	0.16	0.135

- Notes: (1) Inductance is measured at 100 kHz, 0.1Vrms without DC current.
 (2) DCR Typ. is only for 755 series while 128 series is of DCR Max.
 (3) I_{sat} is the saturation current at which inductance rolls off approximately 30% from its initial (zero DC) value.
 (4) I_{rms} is the approximate current at which ΔT = 40°C.

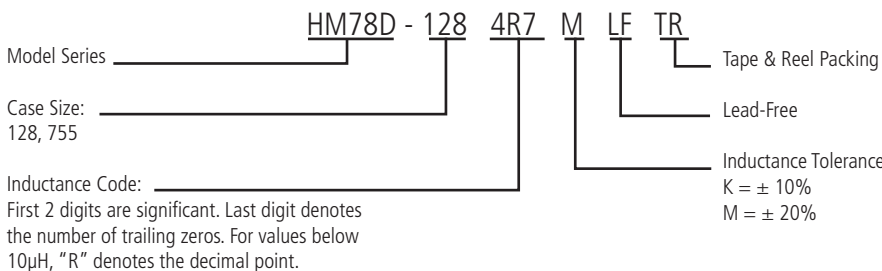
Outline Dimensions (mm)

Case Size	A	B	C	D	E	F	G	H	I	J	K	L	M	N	P	Q	R	S
128	12.5	12.5	8.05	5.0	5.0	3.5	1.5	4.2	5.5	4.5	2.0	12.8	4.2	4.5	2.0	4.2	5.5	4.5
755	7.7	7.7	4.8	3.9	2.7	1.55	0.72	2.2	2.8	3.1	1.0	7.5	2.2	3.1	1.0	2.2	2.8	3.1

Packaging

Standard:	Embossed Tape and Reel	
	Reel:	Diameter: = 13" (330.2mm)
		Capacity: Case size 128 = 500 Units Case size 755 = 1,000 Units

Ordering Information



General Note

TT Electronics reserves the right to make changes in product specification without notice or liability.
 All information is subject to TT Electronics' own data and is considered accurate at time of going to print.

Компания «Океан Электроники» предлагает заключение долгосрочных отношений при поставках импортных электронных компонентов на взаимовыгодных условиях!

Наши преимущества:

- Поставка оригинальных импортных электронных компонентов напрямую с производств Америки, Европы и Азии, а так же с крупнейших складов мира;
- Широкая линейка поставок активных и пассивных импортных электронных компонентов (более 30 млн. наименований);
- Поставка сложных, дефицитных, либо снятых с производства позиций;
- Оперативные сроки поставки под заказ (от 5 рабочих дней);
- Экспресс доставка в любую точку России;
- Помощь Конструкторского Отдела и консультации квалифицированных инженеров;
- Техническая поддержка проекта, помощь в подборе аналогов, поставка прототипов;
- Поставка электронных компонентов под контролем ВП;
- Система менеджмента качества сертифицирована по Международному стандарту ISO 9001;
- При необходимости вся продукция военного и аэрокосмического назначения проходит испытания и сертификацию в лаборатории (по согласованию с заказчиком);
- Поставка специализированных компонентов военного и аэрокосмического уровня качества (Xilinx, Altera, Analog Devices, Intersil, Interpoint, Microsemi, Actel, Aeroflex, Peregrine, VPT, Syfer, Eurofarad, Texas Instruments, MS Kennedy, Miteq, Cobham, E2V, MA-COM, Hittite, Mini-Circuits, General Dynamics и др.);

Компания «Океан Электроники» является официальным дистрибьютором и эксклюзивным представителем в России одного из крупнейших производителей разъемов военного и аэрокосмического назначения «JONHON», а так же официальным дистрибьютором и эксклюзивным представителем в России производителя высокотехнологичных и надежных решений для передачи СВЧ сигналов «FORSTAR».



JONHON

«JONHON» (основан в 1970 г.)

Разъемы специального, военного и аэрокосмического назначения:

(Применяются в военной, авиационной, аэрокосмической, морской, железнодорожной, горно- и нефтедобывающей отраслях промышленности)

«FORSTAR» (основан в 1998 г.)

ВЧ соединители, коаксиальные кабели, кабельные сборки и микроволновые компоненты:

(Применяются в телекоммуникациях гражданского и специального назначения, в средствах связи, РЛС, а так же военной, авиационной и аэрокосмической отраслях промышленности).



Телефон: 8 (812) 309-75-97 (многоканальный)

Факс: 8 (812) 320-03-32

Электронная почта: ocean@oceanchips.ru

Web: <http://oceanchips.ru/>

Адрес: 198099, г. Санкт-Петербург, ул. Калинина, д. 2, корп. 4, лит. А