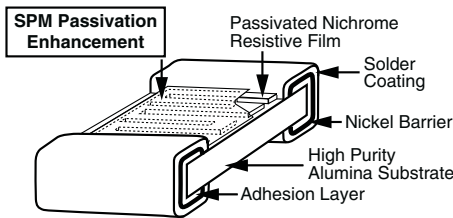


# Commercial Thin Film Resistor, Surface Mount Chip


 Actual Size  
0505

For applications requiring low noise, stability, low temperature coefficient of resistance, and low voltage coefficient, all Vishay's proven precision thin film wraparound resistors will meet your exact requirements. Manufactured with the same material and processes as QPL and manufactured in a QPL facility.

## CONSTRUCTION



## FEATURES

- Moisture resistant (SPM) special passivation method
- Non-standard values available
- Pre-tinned terminations over nickel barrier (gold available)
- Very low noise and voltage coefficient (< -35 dB, 0.1 ppm/V)
- Non-inductive
- Laser-trimmed tolerances to 0.02 %
- In-lot tracking less than 5 ppm/°C
- Epoxy bondable termination available
- Sulfur resistant (per ASTM B809-95 humid vapor test)
- Material categorization: For definitions of compliance please see [www.vishay.com/doc?99912](http://www.vishay.com/doc?99912)


**RoHS\***  
COMPLIANT


## Note

\* Lead (Pb)-containing terminations are not RoHS-compliant. Exemptions may apply.

## TYPICAL PERFORMANCE

	ABSOLUTE
TCR	25
TOL.	0.1

## STANDARD ELECTRICAL SPECIFICATIONS

TEST	SPECIFICATIONS	CONDITIONS
Material	Passivated nichrome	-
Resistance Range	10 Ω to 6.19 MΩ	-
TCR: Absolute	± 10 ppm/°C to 100 ppm/°C	-55 °C to +125 °C
Tolerance: Absolute	± 0.02 % to ± 5 %	+ 25 °C
Stability: Absolute	ΔR ± 0.02 %	2000 h at 70 °C
Stability: Ratio	-	-
Voltage Coefficient	0.1 ppm/V (typical)	-
Working Voltage	75 V to 200 V	-
Operating Temperature Range	-55 °C to +125 °C	-
Storage Temperature Range	-55 °C to +150 °C	-
Noise	< -35 dB (typical)	-
Shelf Life Stability: Absolute	ΔR ± 0.01 %	1 year at +25 °C

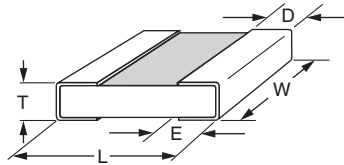
## COMPONENT RATINGS

CASE SIZE <sup>(1)</sup>	POWER RATING (mW)	WORKING VOLTAGE (V)	RESISTANCE RANGE (Ω)	
			≥ 0.1 %	< 0.1 %
0402	50	75	25 to 100K	250 to 100K
0502	100	75	20 to 150K	250 to 150K
0505	150	75	20 to 301K	250 to 301K
0603	150	75	10 to 261K	250 to 261K
0705	250	100	10 to 475K	250 to 475K
0805	250	100	10 to 475K	250 to 475K
1005	250	100	10 to 649K	250 to 649K
1010	500	150	50 to 1M	250 to 1M
1206	400	200	10 to 1.5M <sup>(2)</sup>	250 to 1M
1505	400	150	10 to 1M	250 to 1M
2208	800	150	10 to 3.16M <sup>(2)</sup>	250 to 1M
2010	800	200	10 to 4.02M <sup>(2)</sup>	250 to 1M
2512	1000	200	10 to 6.19M <sup>(2)</sup>	250 to 1M

## Notes

<sup>(1)</sup> 0705 and 0805 are the same (only use 0805 when ordering)

<sup>(2)</sup> Values > 1M best TCR ± 25 ppm/°C

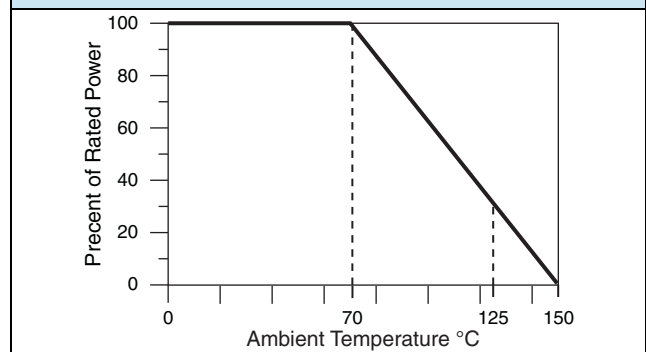
**DIMENSIONS** in inches


CASE SIZE	TERM	L	W	T	D	E
0402	B	0.042 ± 0.008	0.022 ± 0.005	0.012 to 0.033	0.010 ± 0.005	0.010 ± 0.005
0502	B	0.055 ± 0.006	0.025 ± 0.005	0.012 to 0.033	0.010 ± 0.005	0.015 ± 0.005
0505	B	0.055 ± 0.006	0.050 ± 0.005	0.012 to 0.033	0.010 ± 0.005	0.015 ± 0.005
0603	B	0.064 ± 0.006	0.032 ± 0.005	0.020 max.	0.012 ± 0.005	0.015 ± 0.005
0705, 0805 <sup>(1)</sup>	B	0.080 ± 0.006	0.050 ± 0.005	0.015 to 0.033	0.016 ± 0.008	0.015 ± 0.005
1005	B	0.105 ± 0.007	0.050 ± 0.005	0.015 to 0.033	0.015 ± 0.005	0.015 ± 0.005
1010	B	0.105 ± 0.007	0.100 ± 0.005	0.015 to 0.033	0.015 ± 0.005	0.015 ± 0.005
1206	B	0.126 ± 0.008	0.063 ± 0.005	0.015 to 0.033	0.020 + 0.005/- 0.010	0.020 + 0.005/- 0.010
1505	B	0.155 ± 0.007	0.050 ± 0.005	0.015 to 0.033	0.015 ± 0.005	0.015 ± 0.005
2010	B	0.209 ± 0.009	0.098 ± 0.005	0.015 to 0.033	0.020 ± 0.005	0.020 ± 0.005
2208	B	0.230 ± 0.007	0.075 ± 0.005	0.015 to 0.033	0.020 ± 0.005	0.020 ± 0.005
2512	B	0.259 ± 0.009	0.124 ± 0.005	0.015 to 0.033	0.020 ± 0.005	0.020 ± 0.005


**Note**
<sup>(1)</sup> 0705 and 0805 are the same (only use 0805 when ordering)

**ENVIRONMENTAL TESTS**

ENVIRONMENTAL TEST	10 kΩ ΔR ± (%)	100 kΩ ΔR ± (%)
Thermal Shock	0.02	0.02
Short Time Overload	0.01	0.01
Low Temperature Operation	0.01	0.01
Resistance to Solder Heat	0.04	0.03
Moisture Resistance	0.02	0.01
High Temperature Exposure	0.03	0.06
Load Life (10 000 h, + 70 °C)	0.05	0.05
TCR	± 25 ppm/°C	± 25 ppm/°C

**DERATING CURVE**

**GLOBAL PART NUMBER INFORMATION**

New Global Part Numbering: P-1206E1002BBS



GLOBAL MODEL	CASE SIZE	TCR CHARACTERISTIC	RESISTANCE	TOLERANCE	TERMINATION	PACKAGING
P-	0402 0502 0505 0603 0805 1005 1010 1206 1505 2208 2010 2512	Y = ± 10 ppm/°C <sup>(2)</sup> D = ± 15 ppm/°C E = ± 25 ppm/°C H = ± 50 ppm/°C K = ± 100 ppm/°C  <b>Note</b> <sup>(2)</sup> > 250 Ω	The first 3 digits are significant figures and the last digit specifies the number of zeros to follow. "R" designates the decimal point.  Example: 10R0 = 10 Ω 1001 = 1 kΩ 1002 = 10 kΩ	Q = ± 0.02 % <sup>(3)</sup> A = ± 0.05 % <sup>(3)</sup> B = ± 0.1 % D = ± 0.5 % F = ± 1 % G = ± 2 % J = ± 5 %  <b>Note</b> <sup>(3)</sup> For values ≥ 250 Ω	B = Wraparound Sn/Pb solder 63 % Sn/37 % Pb w/ nickel barrier G = Wraparound Au over Ni (gold) termination epoxy bondable RoHS compliant - e4 S = Wraparound electroplated 100 % pure matte tin RoHS-compliant e3	BS = BULK 100 min., 1 mult WS = WAFFLE 100 min., 1 mult W0 = 100 min., 100 mult TAPE AND REEL T0 = 100 min., 100 mult T1 = 1000 min., 1000 mult <sup>(4)</sup> T3 = 300 min., 300 mult T5 = 500 min., 500 mult TF = Full reel TS = 100 min., 1 mult <b>Note</b> <sup>(4)</sup> Preferred packaging code

Historical Part Number Example: P0805H6801BBT (for reference purposes only)

P	0805	H	6801	B	B	T
STYLE	CASE SIZE	TCR CHARACTERISTIC	OHMIC VALUE	TOLERANCE	TERMINATION	PACKAGING



## Disclaimer

ALL PRODUCT, PRODUCT SPECIFICATIONS AND DATA ARE SUBJECT TO CHANGE WITHOUT NOTICE TO IMPROVE RELIABILITY, FUNCTION OR DESIGN OR OTHERWISE.

Vishay Intertechnology, Inc., its affiliates, agents, and employees, and all persons acting on its or their behalf (collectively, "Vishay"), disclaim any and all liability for any errors, inaccuracies or incompleteness contained in any datasheet or in any other disclosure relating to any product.

Vishay makes no warranty, representation or guarantee regarding the suitability of the products for any particular purpose or the continuing production of any product. To the maximum extent permitted by applicable law, Vishay disclaims (i) any and all liability arising out of the application or use of any product, (ii) any and all liability, including without limitation special, consequential or incidental damages, and (iii) any and all implied warranties, including warranties of fitness for particular purpose, non-infringement and merchantability.

Statements regarding the suitability of products for certain types of applications are based on Vishay's knowledge of typical requirements that are often placed on Vishay products in generic applications. Such statements are not binding statements about the suitability of products for a particular application. It is the customer's responsibility to validate that a particular product with the properties described in the product specification is suitable for use in a particular application. Parameters provided in datasheets and/or specifications may vary in different applications and performance may vary over time. All operating parameters, including typical parameters, must be validated for each customer application by the customer's technical experts. Product specifications do not expand or otherwise modify Vishay's terms and conditions of purchase, including but not limited to the warranty expressed therein.

Except as expressly indicated in writing, Vishay products are not designed for use in medical, life-saving, or life-sustaining applications or for any other application in which the failure of the Vishay product could result in personal injury or death. Customers using or selling Vishay products not expressly indicated for use in such applications do so at their own risk. Please contact authorized Vishay personnel to obtain written terms and conditions regarding products designed for such applications.

No license, express or implied, by estoppel or otherwise, to any intellectual property rights is granted by this document or by any conduct of Vishay. Product names and markings noted herein may be trademarks of their respective owners.

## Material Category Policy

**Vishay Intertechnology, Inc. hereby certifies that all its products that are identified as RoHS-Compliant fulfill the definitions and restrictions defined under Directive 2011/65/EU of The European Parliament and of the Council of June 8, 2011 on the restriction of the use of certain hazardous substances in electrical and electronic equipment (EEE) - recast, unless otherwise specified as non-compliant.**

**Please note that some Vishay documentation may still make reference to RoHS Directive 2002/95/EC. We confirm that all the products identified as being compliant to Directive 2002/95/EC conform to Directive 2011/65/EU.**

**Vishay Intertechnology, Inc. hereby certifies that all its products that are identified as Halogen-Free follow Halogen-Free requirements as per JEDEC JS709A standards. Please note that some Vishay documentation may still make reference to the IEC 61249-2-21 definition. We confirm that all the products identified as being compliant to IEC 61249-2-21 conform to JEDEC JS709A standards.**

Компания «Океан Электроники» предлагает заключение долгосрочных отношений при поставках импортных электронных компонентов на взаимовыгодных условиях!

Наши преимущества:

- Поставка оригинальных импортных электронных компонентов напрямую с производств Америки, Европы и Азии, а так же с крупнейших складов мира;
- Широкая линейка поставок активных и пассивных импортных электронных компонентов (более 30 млн. наименований);
- Поставка сложных, дефицитных, либо снятых с производства позиций;
- Оперативные сроки поставки под заказ (от 5 рабочих дней);
- Экспресс доставка в любую точку России;
- Помощь Конструкторского Отдела и консультации квалифицированных инженеров;
- Техническая поддержка проекта, помощь в подборе аналогов, поставка прототипов;
- Поставка электронных компонентов под контролем ВП;
- Система менеджмента качества сертифицирована по Международному стандарту ISO 9001;
- При необходимости вся продукция военного и аэрокосмического назначения проходит испытания и сертификацию в лаборатории (по согласованию с заказчиком);
- Поставка специализированных компонентов военного и аэрокосмического уровня качества (Xilinx, Altera, Analog Devices, Intersil, Interpoint, Microsemi, Actel, Aeroflex, Peregrine, VPT, Syfer, Eurofarad, Texas Instruments, MS Kennedy, Miteq, Cobham, E2V, MA-COM, Hittite, Mini-Circuits, General Dynamics и др.);

Компания «Океан Электроники» является официальным дистрибьютором и эксклюзивным представителем в России одного из крупнейших производителей разъемов военного и аэрокосмического назначения «JONHON», а так же официальным дистрибьютором и эксклюзивным представителем в России производителя высокотехнологичных и надежных решений для передачи СВЧ сигналов «FORSTAR».



## JONHON

«JONHON» (основан в 1970 г.)

Разъемы специального, военного и аэрокосмического назначения:

(Применяются в военной, авиационной, аэрокосмической, морской, железнодорожной, горно- и нефтедобывающей отраслях промышленности)

«FORSTAR» (основан в 1998 г.)

ВЧ соединители, коаксиальные кабели, кабельные сборки и микроволновые компоненты:

(Применяются в телекоммуникациях гражданского и специального назначения, в средствах связи, РЛС, а так же военной, авиационной и аэрокосмической отраслях промышленности).



Телефон: 8 (812) 309-75-97 (многоканальный)

Факс: 8 (812) 320-03-32

Электронная почта: [ocean@oceanchips.ru](mailto:ocean@oceanchips.ru)

Web: <http://oceanchips.ru/>

Адрес: 198099, г. Санкт-Петербург, ул. Калинина, д. 2, корп. 4, лит. А