

Mini-Com® TX5e™ UTP Jack Module

specifications

Category 5e/Class D, 8-position, UTP jack module shall terminate solid, 4-pair, 24 – 22 AWG, 100 ohm unshielded twisted pair cable and shall not require use of a punchdown tool. UTP jack modules shall use a forward motion termination method to optimize performance by maintaining cable pair geometry while eliminating conductor untwist. The termination cap shall be color-coded red to designate Category 5e performance and shall include a universal label coded for T568A and T568B wiring schemes.



technical information

| | |
|---|--|
| Category 5e/Class D channel and component performance: | Exceeds channel requirements of ANSI/TIA-568-C.2 Category 5e and ISO 11801 Class D standards at swept frequencies 1 to 100 MHz |
| | Exceeds component requirements of ANSI/TIA-568-C.2 Category 5e and ISO 11801 Class D standards at swept frequencies 1 to 100 MHz |
| FCC and ANSI compliance: | Meets all applicable ANSI/TIA-968-A requirements; contacts plated with 50 microinches of gold for superior performance |
| PoE compliance: | Meets requirements of IEEE 802.3af and IEEE 802.3at for PoE applications |
| IEC compliance: | Meets IEC 60603-7 |
| RoHS compliance: | Compliant |
| UL rated: | UL 1863 approved |
| Conductor termination range: | Wire cap compatible with 24 – 22 AWG solid cable with conductor insulation diameters of 0.035 in. to 0.048 in. and overall cable O.D. 0.200 in. to 0.330 in. |

key features and benefits

| | |
|--|---|
| 100% performance tested | Confidence that each jack module will deliver the critical electrical performance requirements |
| Utilizes enhanced Giga-TX™ Technology | Optimizes performance by eliminating conductor untwist and reduces installation time and expense |
| Improved termination cap | Conductor retention slots simplify jack module termination |
| Modular | UTP jack modules snap in and out of all Mini-Com® Faceplates, Modular Patch Panels and Surface Mount Boxes for easy moves, adds and changes |
| True strain relief | Controls cable bend radius for long term installed performance |
| Individually serialized | Marked with quality control number for future traceability |
| RJ45 interface | Industry standard interface provides a quick and easy plug and play connection to RJ45 patch cords; backwards compatible |
| Identification | Can be clearly identified with optional labels and icons for port identification |
| Termination tools (optional) | CGJT termination tool ensures conductors are fully terminated by utilizing a smooth forward motion without impact on critical internal components for maximum reliability |
| Block out device (optional) | Provides a simple and secure method to control access to data ports while not in use |

applications

Mini-Com® TX5e™ UTP Jack Modules are a component of the TX5500™ UTP Copper Cabling System. This end-to-end system provides Gigabit Ethernet performance with usable bandwidth beyond 100 MHz. With certified performance to the ANSI/TIA-568-C.2 Category 5e and ISO 11801 Class D Edition 2.1 standards, this system will support the following applications:

- Ethernet 10BASE-T, 100BASE-T (Fast Ethernet), 1000BASE-T (Gigabit Ethernet)
- 155 Mb/s ATM, 622 Mb/s ATM
- Token ring 4/16
- Voice/data systems
- Voice over Internet Protocol (VoIP)

TX5500™ UTP Copper Cabling System

Mini-Com® TX5e™ UTP Jack Module

Jack module: CJ5E88TIW*

TX5500™ UTP Copper Cable

Plenum: PUP5504**
Riser: PUR5504**
LSZH: PUL5504**
CM: PUC5504**

TX5e™ UTP Patch Cords

CM (foot lengths): UTPCH^Y
CM (meter lengths): UTPCH^MY
LSZH (meter lengths): UTPCHL^MY

Mini-Com® Angled Modular Patch Panels

24-port, 1 RU: CPPLA24WBLY
48-port, 2 RU: CPPLA48WBLY

Mini-Com® Flat Modular Patch Panels

24-port, 1 RU: CPPL24WBLY
48-port, 2 RU: CPPL48WBLY

For additional modular and punchdown patch panels, visit www.panduit.com.

Tools and Accessories

Jack module termination tool: CGJT
Wire snipping tool: CWST
Wire snipping tool: CJAST
Block dust cap: MDC-C
Block out device: PSL-DCJB-^^^
Phone icons: CIPIW-C+
Data icons: CIDIW-C+

*To designate color other than IW (Off White), replace IW suffix with EI (Electric Ivory), IG (International Gray), WH (White), AW (Arctic White), BL (Black), BU (Blue), RD (Red), YL (Yellow), GR (Green), OR (Orange), or VL (Violet).

**To designate color, add suffix BU (Blue) or WH (White). For additional cable colors, contact customer service.

^For lengths 1 to 20 feet (one foot increments) and 25, 30, 35, 40 feet, change the length designation in the part number to the desired length. For standard cable colors other than Off White, add suffix BL (Black), BU (Blue), RD (Red), YL (Yellow), GR (Green), OR (Orange) or VL (Violet). For example, the part number for a blue 15-foot patch cord is UTPSP15BUY.

^^For lengths 1 to 10 meters (one meter increments) and 0.5, 1.5, 2.5, 15, 20 meters, change the length designation in the part number to the desired length. For standard cable colors other than Off White, add suffix BL (Black), BU (Blue), RD (Red), YL (Yellow), GR (Green), OR (Orange) or VL (Violet). For example, the part number for a blue 15-meter patch cord is UTPSP15MBUY.

^^^To designate color other than Red, add suffix BL (Black), BU (Blue), YL (Yellow), GR (Green), OR (Orange), IW (Off White) or IG (International Gray) at end of the part number. 10/package.

+To designate color other than IW (Off White), replace IW with EI (Electric Ivory), IG (International Gray), BL (Black), BU (Blue), RD (Red), YL (Yellow), GR (Green), OR (Orange) or VL (Violet) in the part number. 100/package.

Contact customer service for bulk packaged jack modules and patch cords.

Mini-Com® TX5e™ UTP Jack Module

Test Results

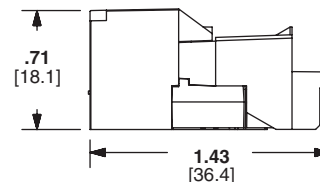
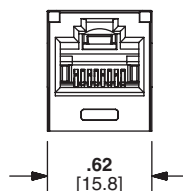
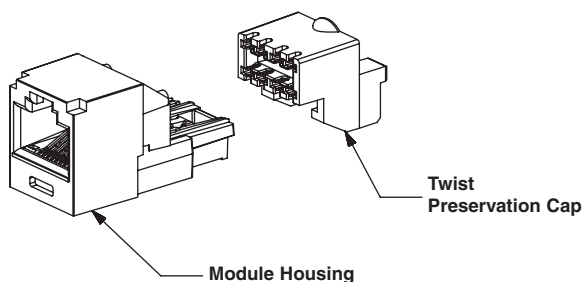
| Performance Test | Test Method | 20 MHz Typical Test Results | 100 MHz Typical Test Results |
|--------------------|---|--------------------------------|---------------------------------|
| NEXT | Additional Transmission Performance Specifications for 4-pair ohm Category 5e Cabling, ANSI/TIA-568-C.2 | > 57 | > 43 |
| FEXT | | > 49 | > 35.1 |
| Attenuation | | < 0.18 | < 0.40 |
| Return Loss | | > 24 | > 20 |

Consult technical support for cable brand specific channel test results.

| Mechanical Test | Test Method | Measurement | Typical Performance |
|------------------------|-------------|-----------------------------------|---------------------|
| Normal Force | — | Load (grams) | > 100 |
| Vibration | IEC 512-6d | Circuit Resistance Change (mOhms) | < 40 |
| Durability | IEC 512-9a | Circuit Resistance Change (mOhms) | < 40 |
| Mating/Unmating | IEC 512-13b | Mating Force (N) | < 20 |
| | | Unmating Force (N) | < 20 |

| Mechanical Test | Test Method | Measurement | Typical Performance |
|-------------------------------------|-------------|--------------------|---------------------|
| Low Level Circuit Resistance | IEC 512-2a | Resistance (mOhms) | < 40 |
| Dielectric Withstand Voltage | IEC 512-4a | 1000VAC, 1 minute | Passed |
| Insulation Resistance | IEC 512-3a | Resistance (MOhms) | > 1000 |

| Mechanical Test | Test Method | Measurement | Typical Performance |
|------------------------------------|-------------|-----------------------------------|---------------------|
| Temperature Life | IEC 512-9b | Circuit Resistance Change (mOhms) | < 40 |
| Humidity | IEC 512-11c | Circuit Resistance Change (mOhms) | < 40 |
| Thermal Shock | IEC 512-11d | Circuit Resistance Change (mOhms) | < 40 |
| Climactic Sequence | IEC 512-11a | Circuit Resistance Change (mOhms) | < 40 |
| Flowing Mixed Gas Corrosion | IEC 512-11g | Circuit Resistance Change (mOhms) | < 40 |



Dimensions are in inches. [Dimensions in brackets are metric].

WORLDWIDE SUBSIDIARIES AND SALES OFFICES

PANDUIT CANADA
Markham, Ontario
cs-cdn@panduit.com
Phone: 800.777.3300

PANDUIT EUROPE LTD.
London, UK
cs-emea@panduit.com
Phone: 44.20.8601.7200

PANDUIT SINGAPORE PTE. LTD.
Republic of Singapore
cs-ap@panduit.com
Phone: 65.6305.7575

PANDUIT JAPAN
Tokyo, Japan
cs-japan@panduit.com
Phone: 81.3.6863.6000

PANDUIT LATIN AMERICA
Guadalajara, Mexico
cs-la@panduit.com
Phone: 52.33.3777.6000

PANDUIT AUSTRALIA PTY. LTD.
Victoria, Australia
cs-aus@panduit.com
Phone: 61.3.9794.9020

For a copy of Panduit product warranties, log on to www.panduit.com/warranty

For more information

Visit us at www.panduit.com

Contact Customer Service by email: cs@panduit.com
or by phone: 800.777.3300 and reference COSP180

©2010 Panduit Corp.
ALL RIGHTS RESERVED.

WW-COSP180

11/2010

Компания «Океан Электроники» предлагает заключение долгосрочных отношений при поставках импортных электронных компонентов на взаимовыгодных условиях!

Наши преимущества:

- Поставка оригинальных импортных электронных компонентов напрямую с производств Америки, Европы и Азии, а так же с крупнейших складов мира;
- Широкая линейка поставок активных и пассивных импортных электронных компонентов (более 30 млн. наименований);
- Поставка сложных, дефицитных, либо снятых с производства позиций;
- Оперативные сроки поставки под заказ (от 5 рабочих дней);
- Экспресс доставка в любую точку России;
- Помощь Конструкторского Отдела и консультации квалифицированных инженеров;
- Техническая поддержка проекта, помощь в подборе аналогов, поставка прототипов;
- Поставка электронных компонентов под контролем ВП;
- Система менеджмента качества сертифицирована по Международному стандарту ISO 9001;
- При необходимости вся продукция военного и аэрокосмического назначения проходит испытания и сертификацию в лаборатории (по согласованию с заказчиком);
- Поставка специализированных компонентов военного и аэрокосмического уровня качества (Xilinx, Altera, Analog Devices, Intersil, Interpoint, Microsemi, Actel, Aeroflex, Peregrine, VPT, Syfer, Eurofarad, Texas Instruments, MS Kennedy, Miteq, Cobham, E2V, MA-COM, Hittite, Mini-Circuits, General Dynamics и др.);

Компания «Океан Электроники» является официальным дистрибьютором и эксклюзивным представителем в России одного из крупнейших производителей разъемов военного и аэрокосмического назначения «JONHON», а так же официальным дистрибьютором и эксклюзивным представителем в России производителя высокотехнологичных и надежных решений для передачи СВЧ сигналов «FORSTAR».



JONHON

«JONHON» (основан в 1970 г.)

Разъемы специального, военного и аэрокосмического назначения:

(Применяются в военной, авиационной, аэрокосмической, морской, железнодорожной, горно- и нефтедобывающей отраслях промышленности)

«FORSTAR» (основан в 1998 г.)

ВЧ соединители, коаксиальные кабели, кабельные сборки и микроволновые компоненты:

(Применяются в телекоммуникациях гражданского и специального назначения, в средствах связи, РЛС, а так же военной, авиационной и аэрокосмической отраслях промышленности).



Телефон: 8 (812) 309-75-97 (многоканальный)

Факс: 8 (812) 320-03-32

Электронная почта: ocean@oceanchips.ru

Web: <http://oceanchips.ru/>

Адрес: 198099, г. Санкт-Петербург, ул. Калинина, д. 2, корп. 4, лит. А