

MAXIMUM SOLUTIONS

Mill-Max Now Offers Nine Sizes of Beryllium Nickel Spring Contacts for High Temperature Applications.



Mill-Max offers nine contacts (#19, #24, #25, #26, #27, #33, #38, #56, #58) made from Beryllium Nickel Alloy 360 (UNS N03360.) Contacts made from Beryllium Nickel are recommended for receptacle applications where the operating temperature exceeds 150°C. Some common applications for these contacts are found in: the oil industry for down-hole wells and exploration; "Test & Burn-in" sockets for stress testing electronic devices (i.e. chips;) high temperature commercial lighting fixtures (e.g. Halogen lamps) and autoclave sterilization for the medical industry. BeNi is suitable for continuous use up to 250°C, and periodic use up to 350°C, without significant loss of its spring properties (see graph.) For use below 150°C, Mill-Max has an extensive range of

29 standard Beryllium Copper (Alloy 172) spring contacts.


These nine contacts are available assembled in a wide range of standard precision-machined receptacles (discrete sockets for printed circuit boards) and various types of socket assemblies (DIP, SIP etc.) These contacts are the internal spring member of the highly reliable, two piece Mill-Max receptacle and are not sold as individual items.

Properties of BeNi Alloy 360

Chemical composition: Ni 97.6%, Be 1.9%, Ti 0.5%
 Modulus of Elasticity: 27-30x10⁶ psi
 Tensile Strength: 245x10³ psi min.
 Yield Strength (0.2% offset): 200x10³ psi min.
 Hardness: 49 Rockwell C

Contact Material and Stress Relaxation at High Temperature

Mill-Max contacts are made from either beryllium copper or beryllium nickel that has been heat treated to achieve ultimate spring properties. The graph illustrates how beryllium copper loses its spring properties over time at a high temperature (225°C). Thus, for burn-in applications and continuous operation above 150°C, beryllium nickel should be substituted for beryllium copper.



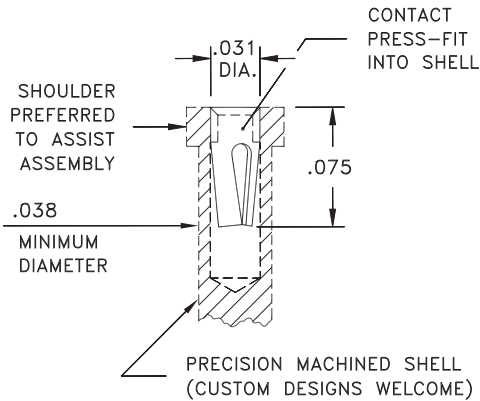
(11/12 -- PR548)

Mill-Max Mfg. Corp. • 190 Pine Hollow Road, Oyster Bay, NY 11771
 516-922-6000 • Fax: 516-922-9253 • www.mill-max.com

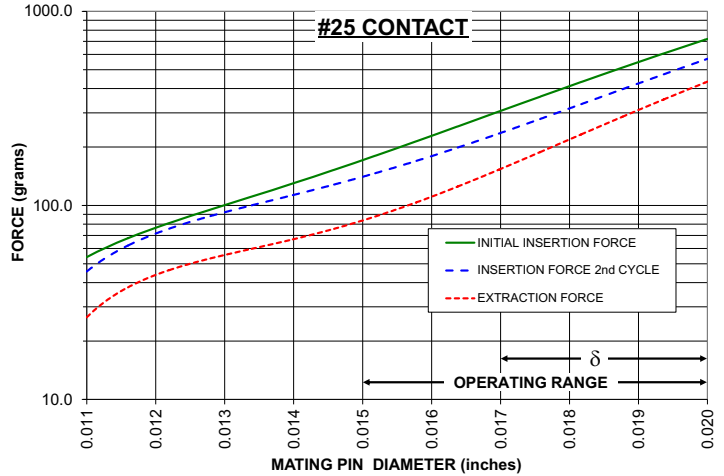


#25 CONTACT

FOR .015-.020 DIAMETER PINS ($d=.003$)
3-FINGER, GROUP A (see page 214)



CONTACT MATERIAL:
BERYLLIUM NICKEL Alloy 360, Heat Treated

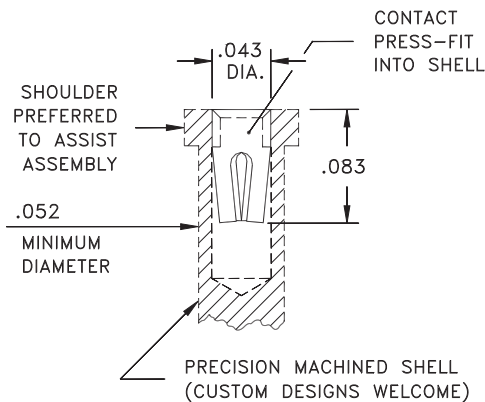


The insertion/extraction/normal force characteristics above were derived using 30 microinch gold plated contact and polished steel gauge pins having a bullet-shaped tip.

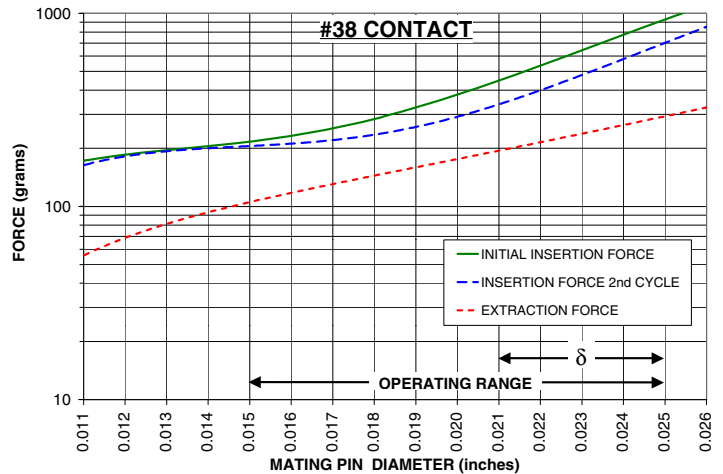
The curves represent typical average values; they are best used to compare the differences between similar size contacts and to guide you in selecting one that is suitable for your application. Your results may vary, so for your specification, we encourage you to obtain complimentary samples for your evaluation.

#38 CONTACT

FOR .015-.025 DIAMETER PINS ($d=.004$)
4-FINGER, GROUP C (see page 214)



CONTACT MATERIAL:
BERYLLIUM NICKEL Alloy 360, Heat Treated

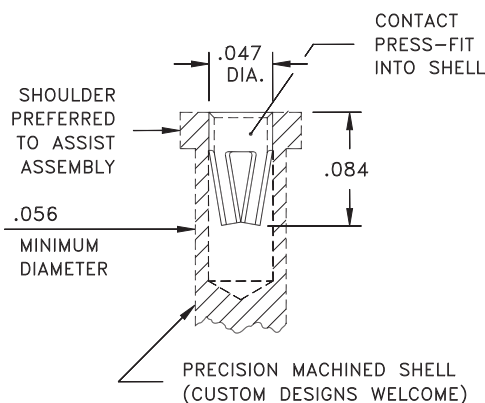


The insertion/extraction/normal force characteristics above were derived using 30 microinch gold plated contact and polished steel gauge pins having a bullet-shaped tip.

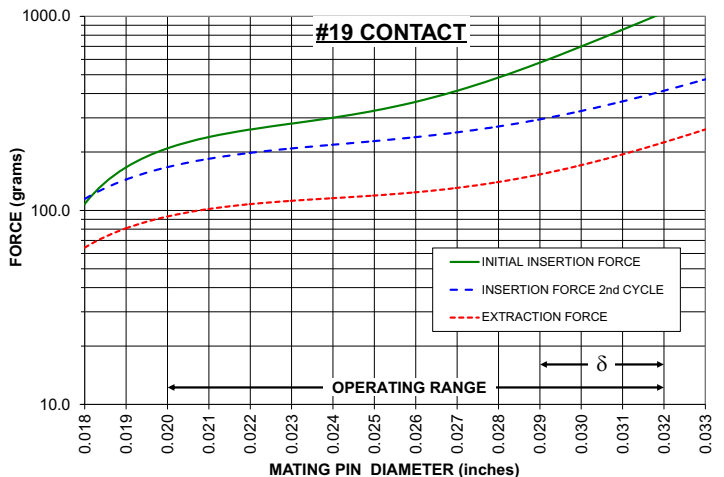
The curves represent typical average values; they are best used to compare the differences between similar size contacts and to guide you in selecting one that is suitable for your application. Your results may vary, so for your specification, we encourage you to obtain complimentary samples for your evaluation.

#19 CONTACT

FOR .020-.032 DIAMETER PINS ($d=.003$)
6-FINGER, GROUP K (see page 214)



CONTACT MATERIAL:
BERYLLIUM NICKEL Alloy 360, Heat Treated

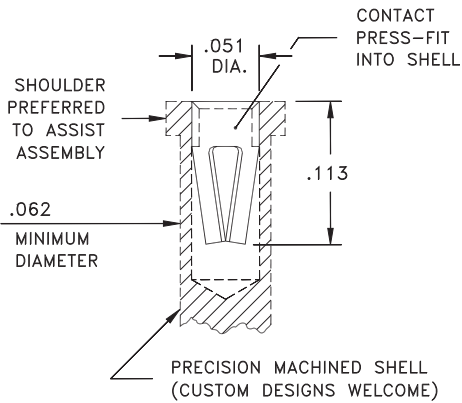


The insertion/extraction/normal force characteristics above were derived using 30 microinch gold plated contact and polished steel gauge pins having a bullet-shaped tip.

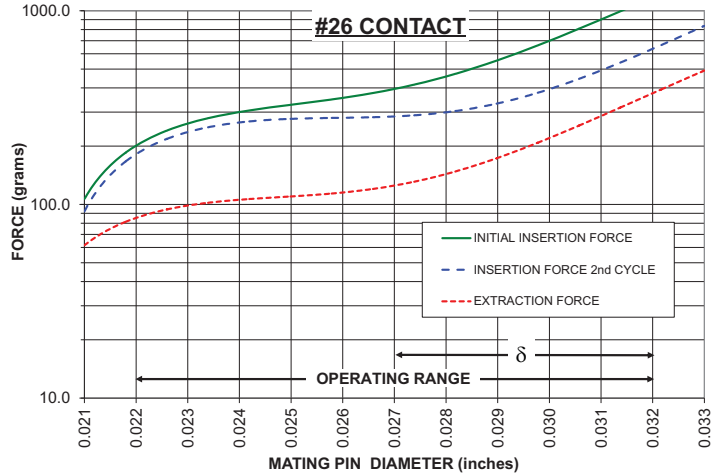
The curves represent typical average values; they are best used to compare the differences between similar size contacts and to guide you in selecting one that is suitable for your application. Your results may vary, so for your specification, we encourage you to obtain complimentary samples for your evaluation.

#26 CONTACT

FOR .022-.032 DIAMETER PINS ($d=.005$)
4-FINGER, GROUP D (see page 214)



CONTACT MATERIAL:
BERYLLIUM NICKEL Alloy 360, Heat Treated

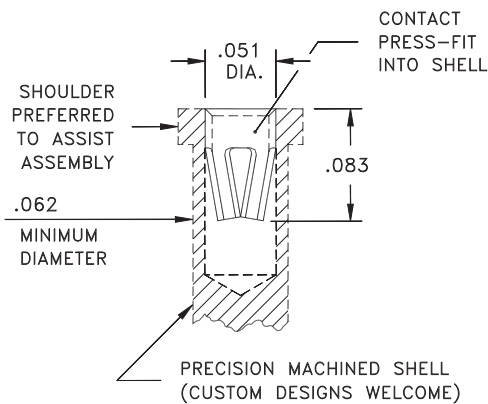


The insertion/extraction/normal force characteristics above were derived using 30 microinch gold plated contact and polished steel gauge pins having a bullet-shaped tip.

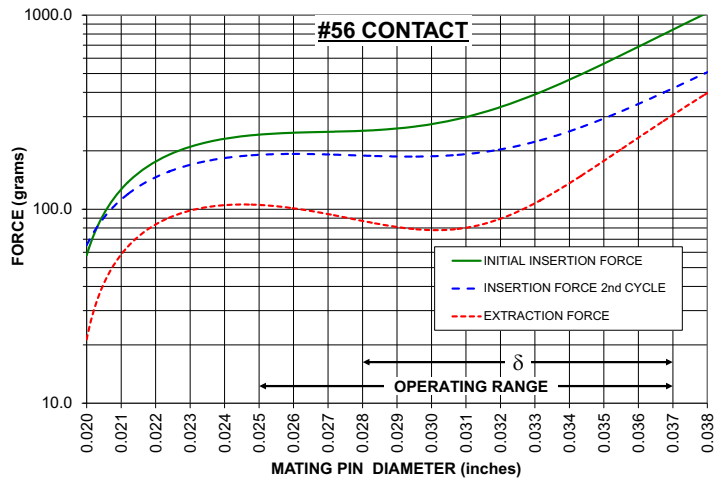
The curves represent typical average values; they are best used to compare the differences between similar size contacts and to guide you in selecting one that is suitable for your application. Your results may vary, so for your specification, we encourage you to obtain complimentary samples for your evaluation.

#56 CONTACT

FOR .025-.037 DIA. & .025 SQ. ($d=.009$)
6-FINGER, GROUP D (see page 214)



CONTACT MATERIAL:
BERYLLIUM NICKEL Alloy 360, Heat Treated

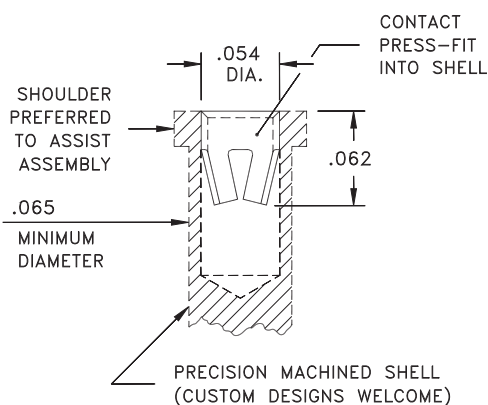


The insertion/extraction/normal force characteristics above were derived using 30 microinch gold plated contact and polished steel gauge pins having a bullet-shaped tip.

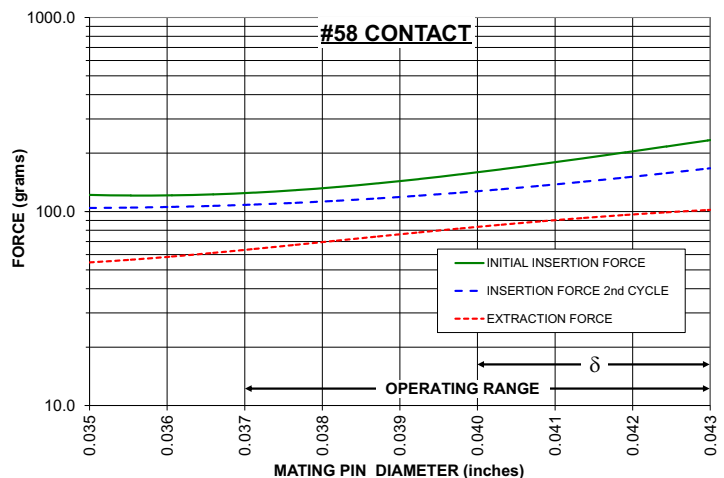
The curves represent typical average values; they are best used to compare the differences between similar size contacts and to guide you in selecting one that is suitable for your application. Your results may vary, so for your specification, we encourage you to obtain complimentary samples for your evaluation.

#58 CONTACT

FOR .037-.043 DIAMETER PINS ($d=.003$)
6-FINGER, GROUP L (see page 214)



CONTACT MATERIAL:
BERYLLIUM NICKEL Alloy 360, Heat Treated

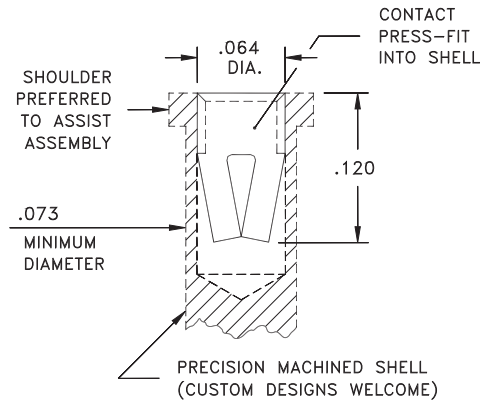


The insertion/extraction/normal force characteristics above were derived using 30 microinch gold plated contact and polished steel gauge pins having a bullet-shaped tip.

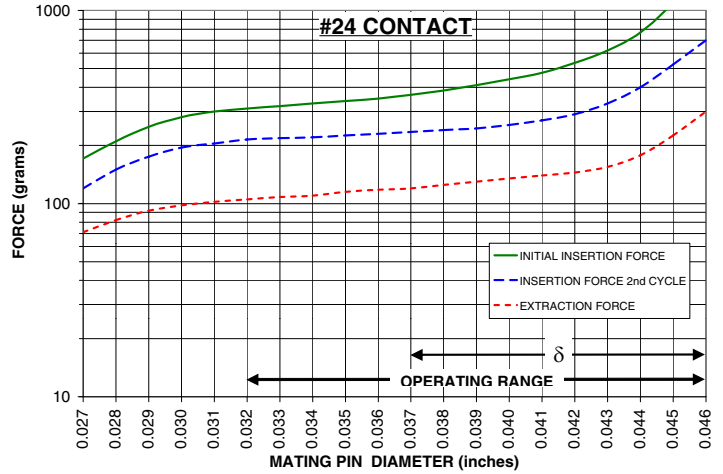
The curves represent typical average values; they are best used to compare the differences between similar size contacts and to guide you in selecting one that is suitable for your application. Your results may vary, so for your specification, we encourage you to obtain complimentary samples for your evaluation.

#24 CONTACT

FOR .032-.046 DIAMETER PINS ($d=.009$)
4-FINGER, GROUP E (see page 214)



CONTACT MATERIAL:
BERYLLIUM NICKEL Alloy 360, Heat Treated

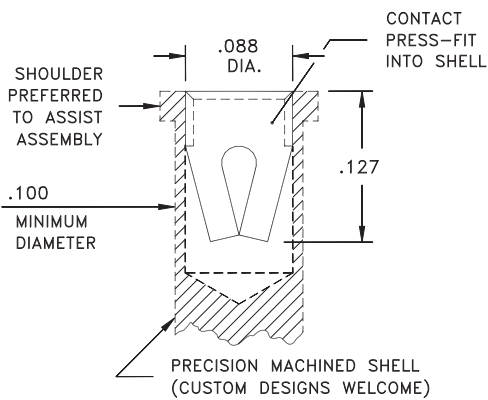


The insertion/extraction/normal force characteristics above were derived using 30 microinch gold plated contact and polished steel gauge pins having a bullet-shaped tip.

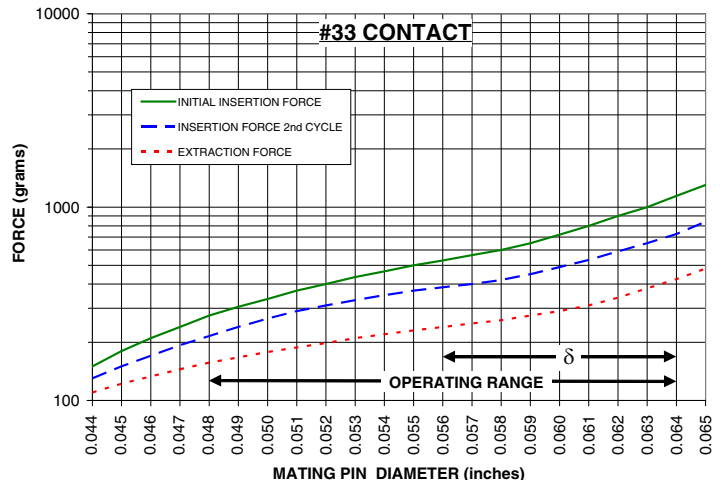
The curves represent typical average values; they are best used to compare the differences between similar size contacts and to guide you in selecting one that is suitable for your application. Your results may vary, so for your specification, we encourage you to obtain complimentary samples for your evaluation.

#33 CONTACT

FOR .048-.064 DIAMETER PINS ($d=.008$)
4-FINGER, GROUP G (see page 214)



CONTACT MATERIAL:
BERYLLIUM NICKEL Alloy 360, Heat Treated

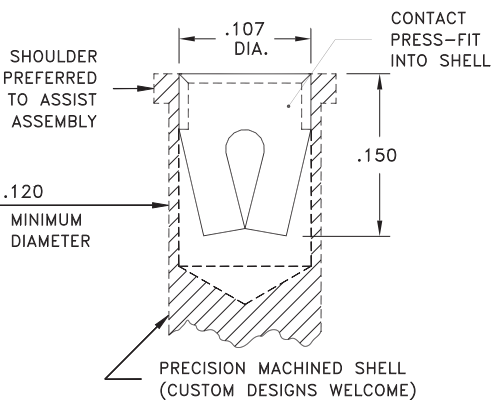


The insertion/extraction/normal force characteristics above were derived using 30 microinch gold plated contact and polished steel gauge pins having a bullet-shaped tip.

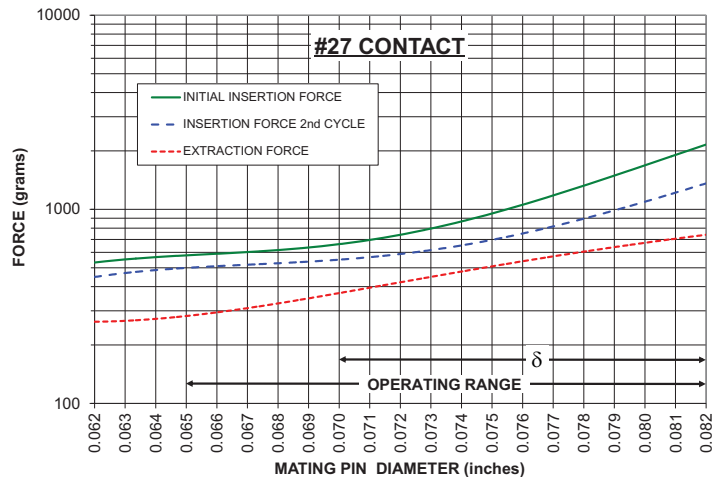
The curves represent typical average values; they are best used to compare the differences between similar size contacts and to guide you in selecting one that is suitable for your application. Your results may vary, so for your specification, we encourage you to obtain complimentary samples for your evaluation.

#27 CONTACT

FOR .065-.082 DIAMETER PINS ($d=.012$)
4-FINGER, GROUP H (see page 214)



CONTACT MATERIAL:
BERYLLIUM NICKEL Alloy 360, Heat Treated



The insertion/extraction/normal force characteristics above were derived using 30 microinch gold plated contact and polished steel gauge pins having a bullet-shaped tip.

The curves represent typical average values; they are best used to compare the differences between similar size contacts and to guide you in selecting one that is suitable for your application. Your results may vary, so for your specification, we encourage you to obtain complimentary samples for your evaluation.

Компания «Океан Электроники» предлагает заключение долгосрочных отношений при поставках импортных электронных компонентов на взаимовыгодных условиях!

Наши преимущества:

- Поставка оригинальных импортных электронных компонентов напрямую с производств Америки, Европы и Азии, а так же с крупнейших складов мира;
- Широкая линейка поставок активных и пассивных импортных электронных компонентов (более 30 млн. наименований);
- Поставка сложных, дефицитных, либо снятых с производства позиций;
- Оперативные сроки поставки под заказ (от 5 рабочих дней);
- Экспресс доставка в любую точку России;
- Помощь Конструкторского Отдела и консультации квалифицированных инженеров;
- Техническая поддержка проекта, помощь в подборе аналогов, поставка прототипов;
- Поставка электронных компонентов под контролем ВП;
- Система менеджмента качества сертифицирована по Международному стандарту ISO 9001;
- При необходимости вся продукция военного и аэрокосмического назначения проходит испытания и сертификацию в лаборатории (по согласованию с заказчиком);
- Поставка специализированных компонентов военного и аэрокосмического уровня качества (Xilinx, Altera, Analog Devices, Intersil, Interpoint, Microsemi, Actel, Aeroflex, Peregrine, VPT, Syfer, Eurofarad, Texas Instruments, MS Kennedy, Miteq, Cobham, E2V, MA-COM, Hittite, Mini-Circuits, General Dynamics и др.);

Компания «Океан Электроники» является официальным дистрибьютором и эксклюзивным представителем в России одного из крупнейших производителей разъемов военного и аэрокосмического назначения «JONHON», а так же официальным дистрибьютором и эксклюзивным представителем в России производителя высокотехнологичных и надежных решений для передачи СВЧ сигналов «FORSTAR».



JONHON

«JONHON» (основан в 1970 г.)

Разъемы специального, военного и аэрокосмического назначения:

(Применяются в военной, авиационной, аэрокосмической, морской, железнодорожной, горно- и нефтедобывающей отраслях промышленности)

«FORSTAR» (основан в 1998 г.)

ВЧ соединители, коаксиальные кабели, кабельные сборки и микроволновые компоненты:

(Применяются в телекоммуникациях гражданского и специального назначения, в средствах связи, РЛС, а так же военной, авиационной и аэрокосмической отраслях промышленности).



Телефон: 8 (812) 309-75-97 (многоканальный)

Факс: 8 (812) 320-03-32

Электронная почта: ocean@oceanchips.ru

Web: <http://oceanchips.ru/>

Адрес: 198099, г. Санкт-Петербург, ул. Калинина, д. 2, корп. 4, лит. А